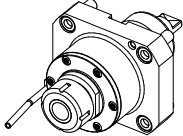
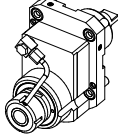
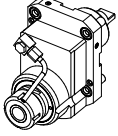
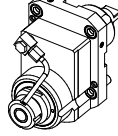
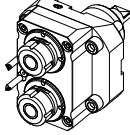
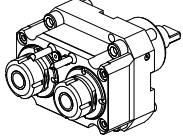
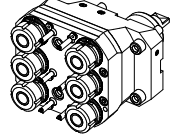
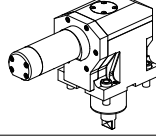
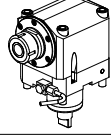
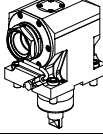
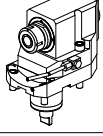
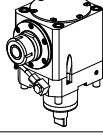
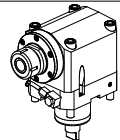
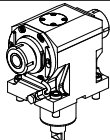

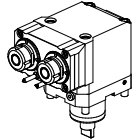
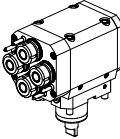
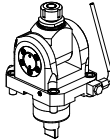
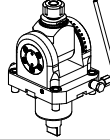
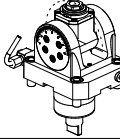
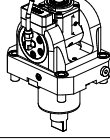
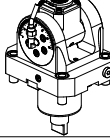
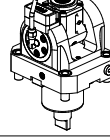
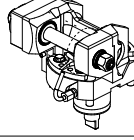
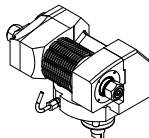
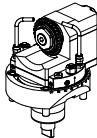
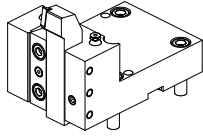
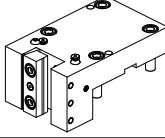
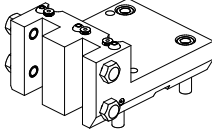
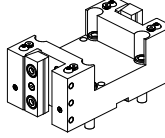
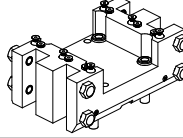
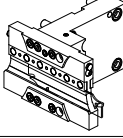
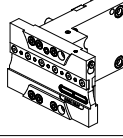
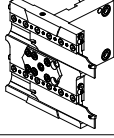
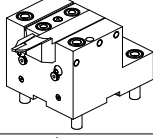
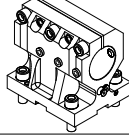
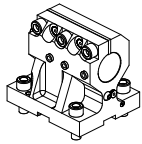
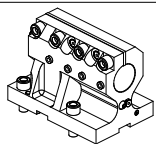
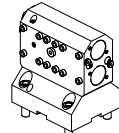
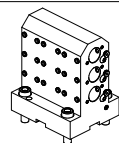
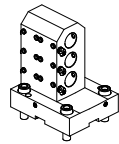
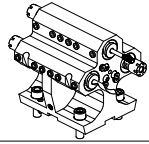
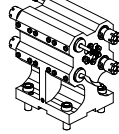
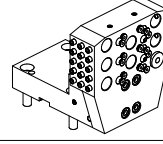
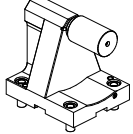
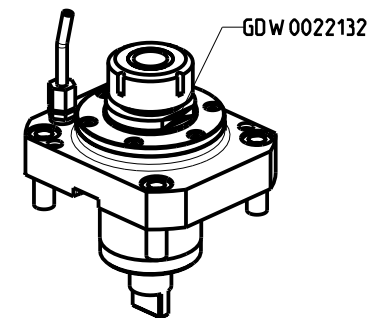
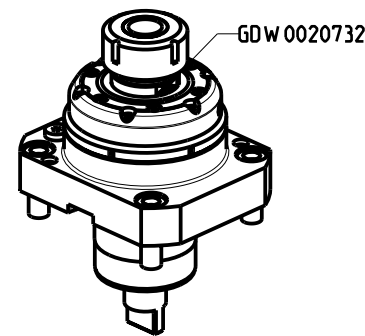
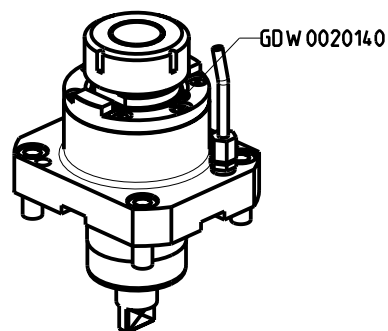
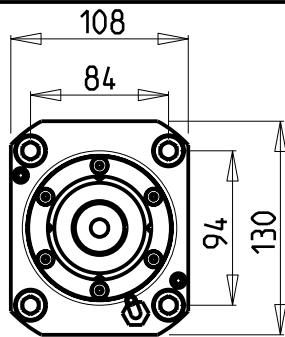
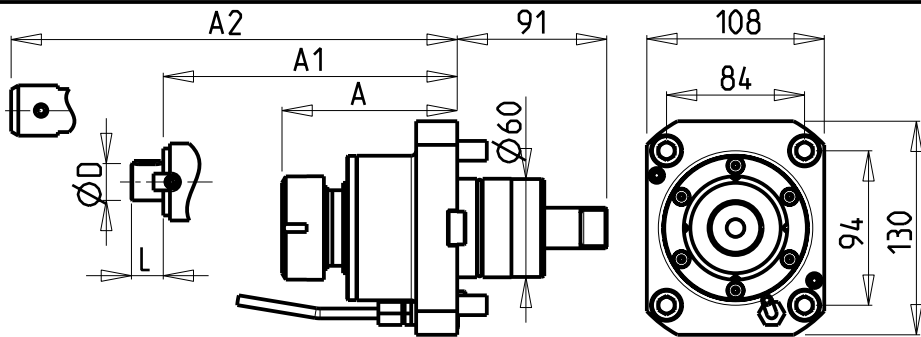


| | | PAGINA Page Seite |
|--|---|-------------------------|
| MODULO MOTORIZZATO RADIALE Radial driven tool Radial angetriebenes Werkzeug |  | GDW 010.1.00 |
| MODULO MOTORIZZATO RADIALE DISASSATO IN Z 45mm Radial driven tool re-directed in Z by 45mm Radial angetriebenes Werkzeug achsversetzt in Z um 45mm |  | GDW 033.1.10 |
| MODULO MOTORIZZATO RADIALE RIDOTTO I=2:1 DISASSATO IN Z 45mm Radial geared-down I=2:1 driven tool re-directed in Z by 45mm Radial angetriebenes Werkzeug untersetzt I=2:1 achsversetzt in Z um 45mm |  | GDW 033.1.20 |
| MODULO MOTOR. RADIALE MOLTIPLICATO I=1:2 DISASSATO IN Z 45mm Radial geared-up I=1:2 driven tool re-directed in Z by 45mm Radial angetriebenes Werkzeug uebersetzt I=1:2 achsversetzt in Z um 45mm |  | GDW 033.1.30 |
| MODULO MOTORIZZATO RADIALE 2 USCITE IN Y Radial single side twin head driven tool in Y Radial angetriebenes Werkzeug 2 Ausgaenge in Y |  | GDW 080.1.00 |
| MODULO MOTORIZZATO RADIALE 2 USCITE IN Z Radial single side twin head driven tool in Z Radial angetriebenes Werkzeug 2 Ausgaenge in Z |  | GDW 090.1.00 |
| MODULO MOTORIZZATO RADIALE 6 USCITE Radial multiple 6 outlet driven tool Radial angetriebenes Mehrspindel-Werkzeug 6 Ausgaenge |  | GDW 110.1.00 |
| MODULO MOTORIZZATO RADIALE ROVESCiato DISASSATO IN Z Radial inverted driven tool re-directed in Z Radial angetriebenes Werkzeug umgekehrt achsversetzt in Z |  | GDW 120.1.30 |
| MODULO MOTORIZZATO ASSIALE Axial driven tool Axial angetriebenes Werkzeug |  | GDW 150.1.10 |
| MODULO MOTORIZZATO ASSIALE MTSK Axial MTSK driven tool Axial MTSK angetriebenes Werkzeug |  | GDW 150.1.10.K |
| MODULO MOTORIZZATO ASSIALE ARRETRATO Axial rear-set driven tool Axial angetriebenes Werkzeug zurueckversetzt |  | GDW 180.1.10 |
| MODULO MOTORIZZATO ASSIALE RIDOTTO I=2:1 Axial geared-down I=2:1 driven tool Axial angetriebenes Werkzeug untersetzt I=2:1 |  | GDW 190.1.10 |

| | | PAGINA Page Seite |
|--|---|-------------------------|
| MODULO MOTORIZZATO ASSIALE MOLTIPLICATO 1=1:2 Axial geared-up 1=1:2 driven tool Axial angetriebenes Werkzeug uebersetzt 1=1:2 |  | GDW 200.1.10 |
| MODULO MOTORIZZATO ASSIALE BISPORGENTE Axial opposite face twin driven tool Axial angetriebenes Werkzeug halb vorspringend |  | GDW 240.1.10 |
| MODULO MOTORIZZATO ASSIALE BISPORGENTE MOLTIPLICATO 1=1:2 Axial geared-up 1=1:2 opposite face twin driven tool Axial angetriebenes Werkzeug halb vorspringend uebersetzt 1=1:2 |  | GDW 250.1.10 |
| MODULO MOTORIZZATO ASSIALE 2 USCITE IN Y Axial single side twin head driven tool in Y Axial angetriebenes Werkzeug 2 Ausgaenge in Y |  | GDW 260.1.10 |
| MODULO MOTORIZZATO ASSIALE 4/8 USCITE Axial multiple 4/8 outlet driven tool Axial angetriebenes Mehrspindel-Werkzeug 4/8 Ausgaenge |  | GDW 270.1.00 |
| MODULO MOTORIZZATO ORIENTABILE 0-90° 0-90° adjustable angle driven tool Angetriebenes Werkzeug schwenkbar 0-90° |  | GDW 330.1.00 |
| MODULO MOTORIZZATO ORIENTABILE ±90° ±90° adjustable angle driven tool Angetriebenes Werkzeug schwenkbar ±90° |  | GDW 333.1.00 |
| MODULO MOTORIZZATO ORIENTABILE ±90° ±90° adjustable angle driven tool Angetriebenes Werkzeug schwenkbar ±90° |  | GDW 335.1.00 |
| MODULO MOTORIZZATO ORIENTABILE ±90° CON NONIO DIGITALE ±90° adjustable angle driven tool with digital display Angetriebenes Werkzeug schwenkbar ±90° mit digital display |  | GDW 335.1.01 |
| MODULO MOTORIZZATO ORIENTABILE ±90° MOLTIPLICATO 1=1:2 ±90° adjustable angle driven tool geared-up 1=1:2 Angetriebenes Werkzeug schwenkbar ±90° uebersetzt 1=1:2 |  | GDW 336.1.00 |
| MODULO MOTOR. ORIENTABILE ±90° MOLTIPL. 1=1:2 CON NONIO DIGITALE ±90° adjustable angle driven tool geared-up 1=1:2 with digital display Angetriebenes Werkzeug schwenkbar ±90° uebersetzt 1=1:2 mit digital display |  | GDW 336.1.01 |
| MODULO MOTORIZZATO PORTACREATORE Driven gear hobber Angetriebenes Zahnradwaelzfraes-Werkzeug |  | GDW 340.1.00 |

| | | PAGINA Page Seite |
|--|---|-------------------------|
| MODULO MOTORIZZATO PORTACREATORE MAGGIORATO Reinforced driven gear hobber Angetriebenes Zahnradwaelzfraes-Werkzeug vergroessert |  | GDW 340.1.60 |
| MODULO MOTORIZZATO PER VITI SENZA FINE Driven tool for worm screws Angetriebenes werkzeug fuer schrauben ohne ende |  | GDW 359.1.00 |
| PORTAUTENSILE RADIALE SINGOLO QD=25mm / QD=1" Radial single static tool QD=25mm / QD=1" Radial Single-Werkzeughalter QD=25mm / QD=1" |  | GDW 423.1.00 |
| PORTAUTENSILE RADIALE SINGOLO ARRETRATO QD=25mm / QD=1" Radial rear-set single static tool QD=25mm / QD=1" Radial Single-Werkzeughalter zurueckversetzt QD=25mm / QD=1" |  | GDW 433.1.00 |
| PORTAUTENSILE RADIALE SOVRAPPOSTO QD=25mm / QD=1" Radial single side twin static tool QD=25mm / QD=1" Radial Werkzeughalter ueberlagert QD=25mm / QD=1" |  | GDW 442.1.00 |
| PORTAUTENSILE RADIALE DOPPIO QD=25mm / QD=1" Radial double static tool QD=25mm / QD=1" Radial Doppel-Werkzeughalter QD=25mm / QD=1" |  | GDW 453.1.00 |
| PORTAUTENSILE RADIALE DOPPIO SOVRAPPOSTO QD=25mm / QD=1" Radial double side twin static tool QD=25mm / QD=1" Radial Doppel-Werkzeughalter ueberlagert QD=25mm / QD=1" |  | GDW 463.1.00 |
| PORTAUTENSILE PER LAMA DOPPIO Radial double blade holder Radial Doppel-Abstechhalter |  | GDW 520.1.00 |
| PORTAUTENSILE PER LAMA DOPPIO CON LUBRIFICAZIONE INTERNA Radial double blade holder with internal coolant Radial Doppel-Abstechhalter mit Innenkuehlung |  | GDW 520.1.04 |
| PORTAUTENSILE PER LAMA DOPPIO E SOVRAPPOSTO Radial double twin-side blade holder Radial Doppel-Abstechhalter ueberlagert |  | GDW 525.1.00 |
| PORTAUTENSILE ASSIALE SINGOLO QD=25mm / QD=1" Axial single static tool QD=25mm / QD=1" Axial Single-Werkzeughalter QD=25mm / QD=1" |  | GDW 552.1.00 |
| PORTAUTENSILE ASSIALE PER BARENO Ø 50mm / Ø 2" H=80mm Axial single boring bar holder Ø50mm / Ø2" H=80mm Axial Bohrhalter Ø50mm / Ø2" H=80mm |  | GDW 610.1.20 |

| | | PAGINA Page Seite |
|---|---|-------------------------|
| <p>PORTAUTENSILE ASSIALE PER BARENO $\phi 40\text{mm}$ / $\phi 1\ 1/2"$ H=80mm Axial single boring bar holder $\phi 40\text{mm}$ / $\phi 1\ 1/2"$ H=80mm Axial Bohrhälter $\phi 40\text{mm}$ / $\phi 1\ 1/2"$ H=80mm</p> |  | GDW 630.1.20 |
| <p>PORTAUTENSILE ASSIALE PROLUNGATO PER BARENO $\phi 40\text{mm}$ H=80mm Axial single extended boring bar holder $\phi 40\text{mm}$ H=80mm Axial Bohrhälter verlaengert $\phi 40\text{mm}$ H=80mm</p> |  | GDW 760.1.20 |
| <p>PORTAUTENSILE ASSIALE PER BARENO 2+2 POSIZIONI $\phi 32\text{mm}$ / $\phi 1\ 1/4"$ Axial 2+2 position upright boring bar holder $\phi 32\text{mm}$ / $\phi 1\ 1/4"$ Axial Bohrhälter 2+2 Positionen $\phi 32\text{mm}$ / $\phi 1\ 1/4"$</p> |  | GDW 872.1.00 |
| <p>PORTAUTENSILE ASSIALE PER BARENO 3+3 POSIZ. SOVRAPP. $\phi 25\text{mm}$ / $\phi 1"$ Axial 3+3 position upright boring bar holder $\phi 25\text{mm}$ / $\phi 1"$ Axial Bohrhälter 3+3 Positionen ueberlagert $\phi 25\text{mm}$ / $\phi 1"$</p> |  | GDW 894.1.00 |
| <p>PORTAUTENS. ASSIALE ARRETRATO PER BARENO 3 POS. SOVRAPP. $\phi 25\text{mm}$ / $\phi 1"$ Axial 3 position upright rear set boring bar holder $\phi 25\text{mm}$ / $\phi 1"$ Axial Bohrhälter 3 Positionen zurueckversetzt ueberlagert $\phi 25\text{mm}$ / $\phi 1"$</p> |  | GDW 904.1.00 |
| <p>PORTAUTENSILE ASSIALE PER BARENO 3+3 POSIZIONI $\phi 32\text{mm}$ / $\phi 1\ 1/4"$ Axial 3+3 position boring bar holder $\phi 32\text{mm}$ / $\phi 1\ 1/4"$ Axial Bohrhälter 3+3 Positionen $\phi 32\text{mm}$ / $\phi 1\ 1/4"$</p> |  | GDW 912.1.00 |
| <p>PORTAUTENSILE ASSIALE PER BARENO 4+4 POSIZIONI $\phi 25\text{mm}$ / $\phi 1"$ Axial 4+4 position boring bar holder $\phi 25\text{mm}$ / $\phi 1"$ Axial Bohrhälter 4+4 Positionen $\phi 25\text{mm}$ / $\phi 1"$</p> |  | GDW 922.1.00 |
| <p>PORTAUTENSILE ASSIALE PER BARENO 8 POSIZIONI $\phi 20\text{mm}$ / $\phi 3/4"$ Axial 8 position boring bar holder $\phi 20\text{mm}$ / $\phi 3/4"$ Axial Bohrhälter 8 Positionen $\phi 20\text{mm}$ / $\phi 3/4"$</p> |  | GDW 933.1.00 |
| <p>CONTROPUNTA PER CONTROMANDRINO Tailstock for subspindle Gegenspitz fuer Gegenspindel</p> |  | GDW 950.1.00 |



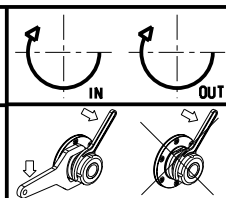
| Cod. MT | Mandrino Spindle Spindel | I | RPM | Coppia Max Max Torque Max Drehmoment | Lubrificazione int. Coolant through Innenkuehlung | Lubrificazione est. Ext. coolant Aussenkuehlung | A | A1 | A2 | D | L | CHIAVI NON INCLUSE Keys not included Schlüssel nicht einbegriffen | |
|-------------|--------------------------|-----|------|--------------------------------------|---|---|--------|------|-------|----|----|---|----------------|
| GDW 0020532 | ER32 | 1:1 | 6000 | 70Nm | | X | 104.16 | - | - | - | - | OKU0650004 | CHSTER32 |
| GDW 0020140 | ER40 | 1:1 | 6000 | 70Nm | | X | 106.66 | - | - | - | - | OKU0650004 | CHSTER40 |
| GDW 0021532 | ER32 | 1:1 | 6000 | 70Nm | P=30bar | X | 104.16 | - | - | - | - | OKU0650004 | CHSTER32 |
| GDW 0021140 | ER40 | 1:1 | 6000 | 70Nm | P=30bar | X | 106.66 | - | - | - | - | OKU0650004 | CHSTER40 |
| GDW 0020632 | ER32 | 1:1 | 6000 | 70Nm | | X | 144.16 | - | - | - | - | OKU0650004 | CHSTER32 |
| GDW 0021632 | ER32 | 1:1 | 6000 | 70Nm | P=30bar | X | 144.16 | - | - | - | - | OKU0650004 | CHSTER32 |
| GDW 0020732 | ER32 | 1:1 | 6000 | 70Nm | P=30bar | | 107.66 | - | - | - | - | CHUB36 | CHSTER32 |
| GDW 0021617 | Ø16x17 | 1:1 | 6000 | 70Nm | | X | - | 116 | - | 16 | 17 | OKU0650004 | CH_VTCROCE_M08 |
| GDW 0022219 | Ø22x19 | 1:1 | 6000 | 70Nm | | X | - | 106 | - | 22 | 19 | OKU0650004 | CH_VTCROCE_M10 |
| GDW 0020122 | Ø22x19 | 1:1 | 6000 | 70Nm | P=30bar | X | - | 106 | - | 22 | 19 | OKU0650004 | CH_VTCROCE_M10 |
| GDW 0022721 | Ø27x21 | 1:1 | 6000 | 70Nm | | X | - | 81.5 | - | 27 | 21 | OKU0650004 | CH_VTCROCE_M12 |
| GDW 0022519 | Ø1"x19 | 1:1 | 6000 | 70Nm | | X | - | 81.5 | - | 1" | 21 | OKU0650004 | CH_VTCROCE_M12 |
| GDW 0020525 | Ø1"x19 | 1:1 | 6000 | 70Nm | P=30bar | X | - | 84.5 | - | 1" | 21 | OKU0650004 | CH_VTCROCE_M12 |
| GDW 0022132 | ER32 CORTO-SHORT-KURZ | 1:1 | 6000 | 70Nm | | X | 75.76 | - | - | - | - | CHUB46 | CHSTER32 |
| GDW 0022140 | ER40 CORTO-SHORT-KURZ | 1:1 | 6000 | 70Nm | | X | 89.66 | - | - | - | - | CHUB46 | CHSTER40 |
| GDW 0020120 | WELDON 20 | 1:1 | 6000 | 70Nm | | X | - | - | 99.5 | - | - | - | - |
| GDW 0020125 | WELDON 25 | 1:1 | 6000 | 70Nm | | X | - | - | 109 | - | - | - | - |
| GDW 0020132 | WELDON 32 | 1:1 | 6000 | 70Nm | | X | - | - | 125.5 | - | - | - | - |
| GDW 0020220 | WELDON 20 | 1:1 | 6000 | 70Nm | P=30bar | X | - | - | 99.5 | - | - | - | - |
| GDW 0020425 | WELDON 25 | 1:1 | 6000 | 70Nm | P=30bar | X | - | - | 109 | - | - | - | - |

- Chiave inclusa
- Key included
- Schlüssel inbegriffen


GOODWAY
MOD: GS2000/2600/2800/3000/3300/3600/4000 12ST. - GMS2000 12ST.

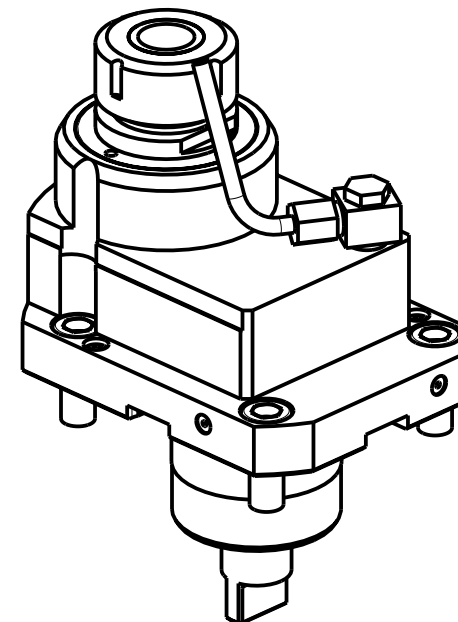
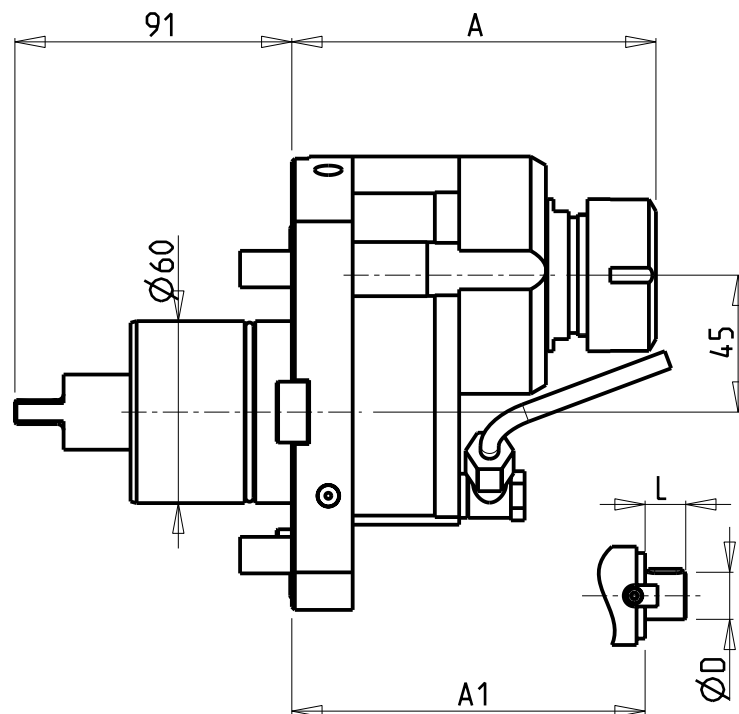
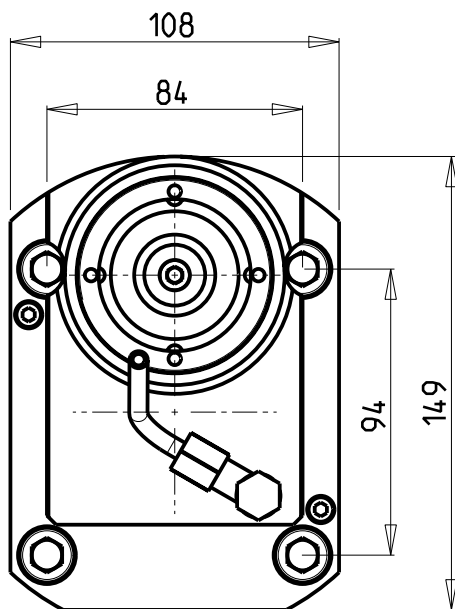
MODULO MOTORIZZATO RADIALE
Radial driven tool
Radial angetriebenes Werkzeug

Subject to change without notice.



M.T. srl
Via Casino Albini 480
Tel. 0541/956034-957884
Fax 0541/956341
47842 S. GIOVANNI IN M. (RN)
e-mail: mtma@mtmarchetti.com
http://www.mtmarchetti.com

PRODUZIONE MODULI ROTANTI

PAGINA GDW 010-1-00



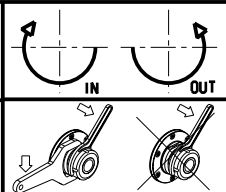
| Cod. MT | Mandrino Spindle Spindel | I | RPM | Coppia Max Max Torque Max Drehmoment | Reversibile lato mandrino/contromandrino Reversible sub/main spindle side Umkehrbare Spindel-seite/ Gegenspindel-seite | Lubr. esterna Ext. coolant Aussenkuehlung | A | A1 | D | L | CHIAVI NON INCLUDE Keys not included Schluesssel nicht einbegriffen | |
|-------------|--------------------------------|-----|------|--|---|---|--------|----|------|------|---|------------------|
| | | | | | | | | | | | | |
| GDW 0060032 | ER32 | 1:1 | 6000 | 70Nm | X | X | 119.66 | - | - | - | CHUB42 | CHSTER32 |
| GDW 0061116 | Ø16x17 | 1:1 | 6000 | 70Nm | X | X | - | 98 | 16 | 17 | CHUB42 | CH_VTCROCE_M08 ▪ |
| GDW 0061122 | Ø22x19 | 1:1 | 6000 | 70Nm | X | X | - | 98 | 22 | 19 | CHUB42 | CH_VTCROCE_M10 ▪ |
| GDW 0061127 | Ø27x21 | 1:1 | 6000 | 70Nm | X | X | - | 98 | 27 | 21 | CHUB42 | CH_VTCROCE_M12 ▪ |
| GDW 0061119 | Ø3/4"x3/4" | 1:1 | 6000 | 70Nm | X | X | - | 98 | 3/4" | 3/4" | CHUB42 | CH_VTCROCE_M08 ▪ |
| GDW 0062225 | Ø1"x19 | 1:1 | 6000 | 70Nm | X | X | - | 98 | 1" | 19 | CHUB42 | CH_VTCROCE_M12 ▪ |

- Chiave inclusa
- Key included
- Schluesssel inbegriffen

GOODWAY
 MOD: GS2000/2600/2800/3000/3300/3600/4000 12ST. - GMS2000 12ST.

MODULO MOTORIZZATO RADIALE DISASSATO IN Z 45mm
 Radial driven tool re-directed in Z by 45mm
 Radial angetriebenes Werkzeug achsversetzt in Z um 45mm

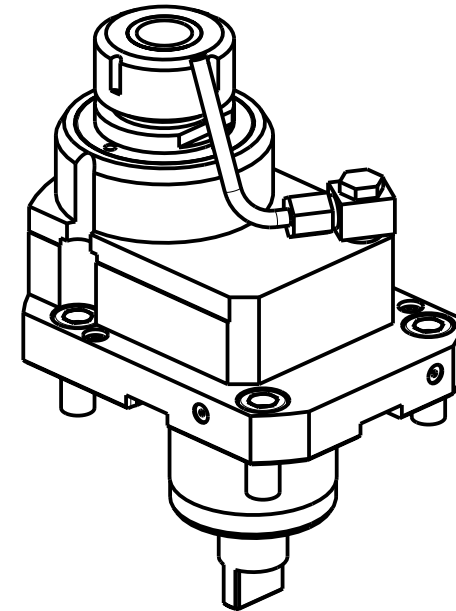
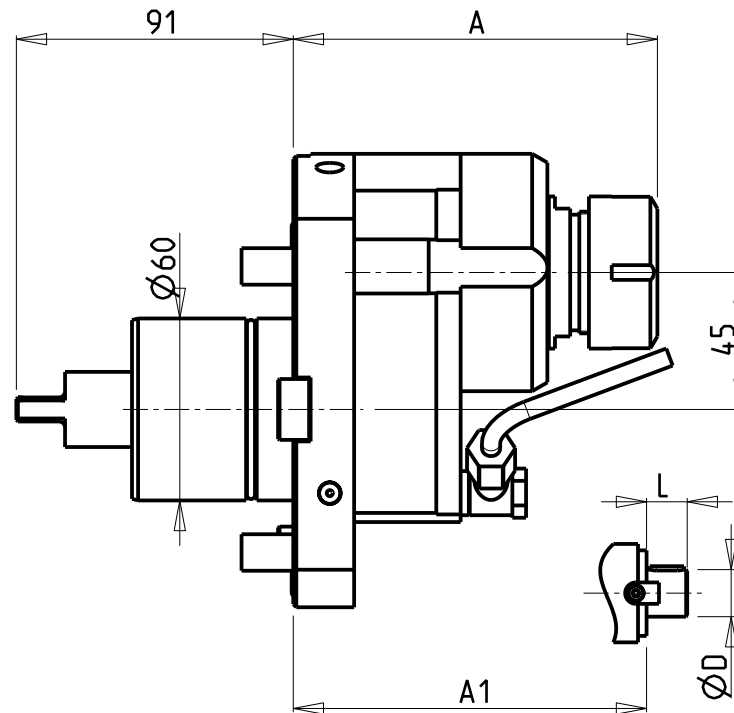
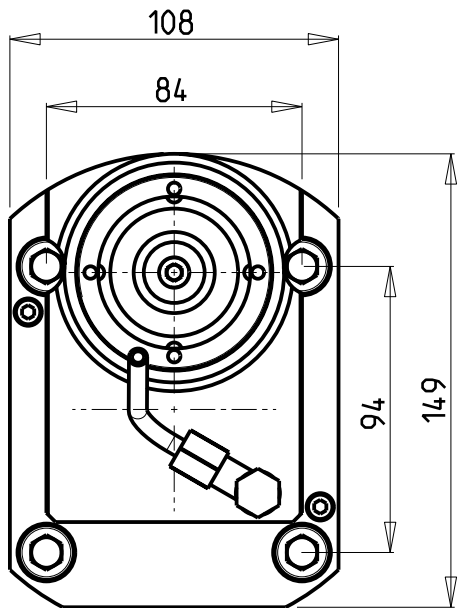
Subject to change without notice.



M.T. srl
 Via Casino Albini 480
 Tel. 0541/956034-957884
 Fax 0541/956341
 47842 S. GIOVANNI IN M. (RN)
 e-mail: mtma@mtmarchetti.com
 http://www.mtmarchetti.com

PRODUZIONE MODULI ROTANTI

PAGINA GDW 033-1-10



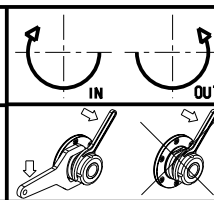
- Chiave inclusa
- Key included
- Schluessel inbegriffen

| Cod. MT | Mandrino Spindle Spindel | I | RPM | Coppia Max Max Torque Max Drehmoment | Reversibile lato mandrino/contromandrino Reversible sub/main spindle side Umkehrbare Spindel-seite/Gegenspindel-seite | Lubr.esterna Ext. coolant Aussehenkuehlung | A | A1 | D | L | CHIAVI NON INCLUDE Keys not included Schluessel nicht einbegriffen | |
|-------------|--------------------------|-----|------|--------------------------------------|---|--|--------|----|------|------|--|----------------|
| | | | | | | | | | | | | |
| GDW 0062132 | ER32 | 2:1 | 3000 | 80Nm | X | X | 119.66 | - | - | - | CHUB36 | CHSTER32 |
| GDW 0062122 | Ø22x19 | 2:1 | 3000 | 80Nm | X | X | - | 98 | 22 | 19 | CHUB36 | CH_VTCROCE_M10 |
| GDW 0062127 | Ø27x21 | 2:1 | 3000 | 80Nm | X | X | - | 98 | 27 | 21 | CHUB36 | CH_VTCROCE_M12 |
| GDW 0062119 | Ø3/4"x3/4" | 2:1 | 3000 | 80Nm | X | X | - | 98 | 3/4" | 3/4" | CHUB36 | CH_VTCROCE_M08 |
| GDW 0062125 | Ø1"x19 | 2:1 | 3000 | 80Nm | X | X | - | 98 | 1" | 19 | CHUB36 | CH_VTCROCE_M12 |

GOODWAY
 MOD: GS2000/2600/2800/3000/3300/3600/4000 12ST. - GMS2000 12ST.

MODULO MOTORIZZATO RADIALE RIDOTTO I=2:1 DISASSATO IN Z 45mm
 Radial geared-down I=2:1 driven tool re-directed in Z by 45mm
 Radial angetriebenes Werkzeug untersetzt I=2:1 achsversetzt in Z um 45mm

Subject to change without notice.

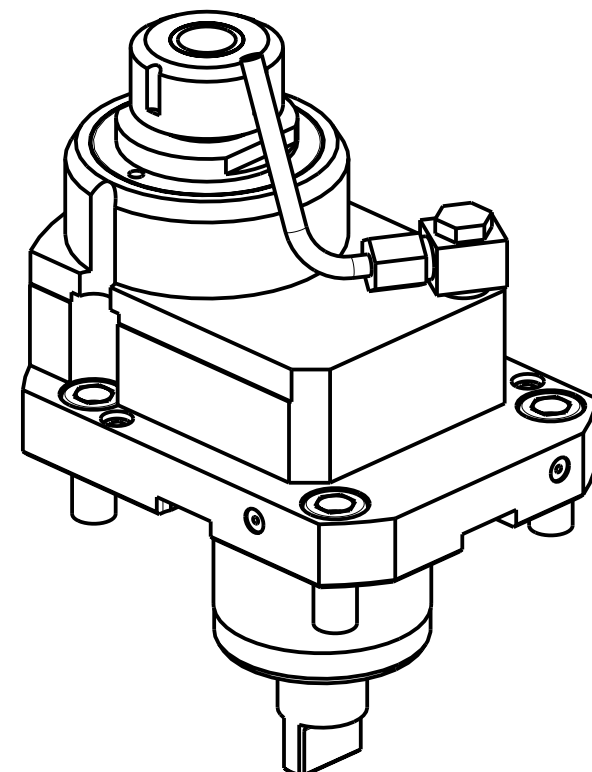
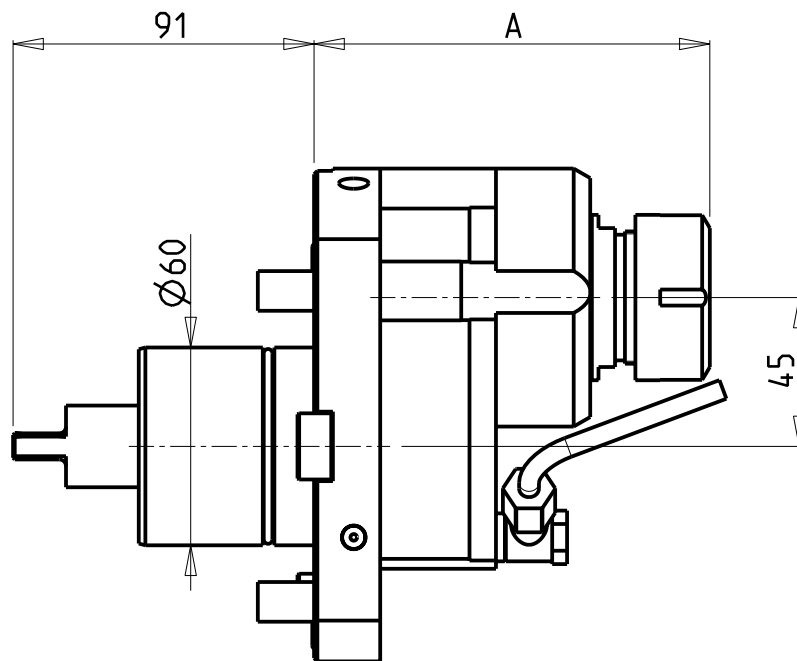
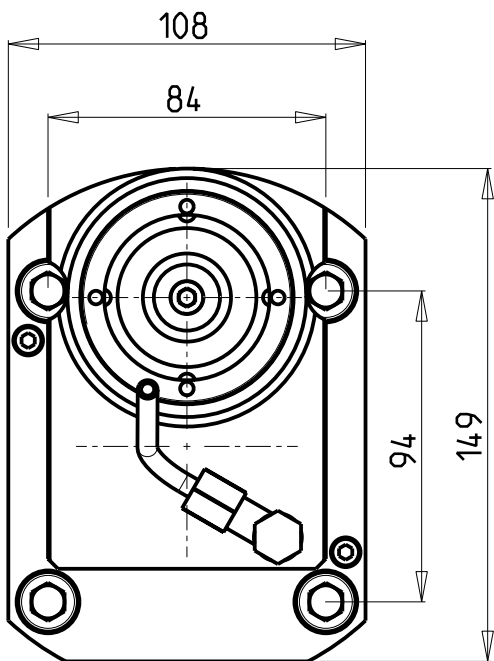


M.T. srl
 Via Casino Albini 480
 Tel. 0541/956034-957884
 Fax 0541/956341
 47842 S. GIOVANNI IN M. (RN)
 e-mail: mtma@mtmarchetti.com
 http://www.mtmarchetti.com

PRODUZIONE MODULI ROTANTI



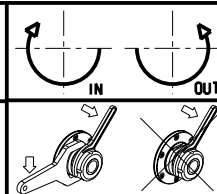
PAGINA GDW033-1-20



| Cod. MT | Mandrino Spindle Spindel | I | RPM MAX | Coppia Max Max Torque Max Drehmoment | Reversibile lato mandrino/contromandrino Reversible sub/main spindle side Umkehrbare Spindel-seite/ Gegenspindel-seite | Lubrificazione int. Coolant through Innenkuehlung | Lubrificazione est. Ext. coolant Aussenkuehlung | A | CHIAVI NON INCLUSE Keys not included Schlüssel nicht einbegriffen | |
|-------------|--------------------------------|-----|------------|--|---|---|---|--------|---|----------|
| GDW 0061225 | ER25 | 1:2 | 12000 | 40Nm | X | | X | 115.16 | CHUB42 | CHSTER25 |
| GDW 0062425 | ER25 | 1:2 | 10000 | 40Nm | X | P=70bar | X | 126.16 | CHUB42 | CHSTER25 |

GOODWAY
 MOD: GS2000/2600/2800/3000/3300/3600/4000 12ST. - GMS2000 12ST.

MODULO MOTORIZZATO RADIALE MOLTIPLICATO I=1:2 DISASSATO IN Z 45mm
 Radial geared-up I=1:2 driven tool re-directed in Z by 45mm
 Radial angetriebenes Werkzeug uebersetzt I=1:2 achsversetzt in Z um 45mm



M.T. srl
 Via Casino Albini 480
 Tel. 0541/956034-957884
 Fax 0541/956341
 47842 S. GIOVANNI IN M. (RN)
 e-mail: mtma@mtmarchetti.com
 http://www.mtmarchetti.com

PRODUZIONE MODULI ROTANTI



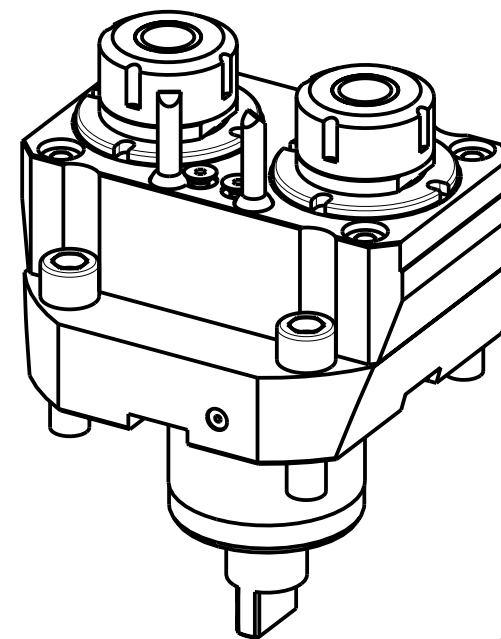
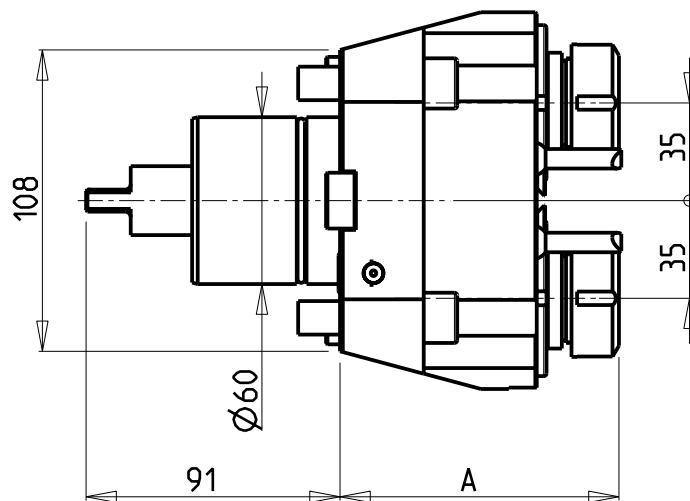
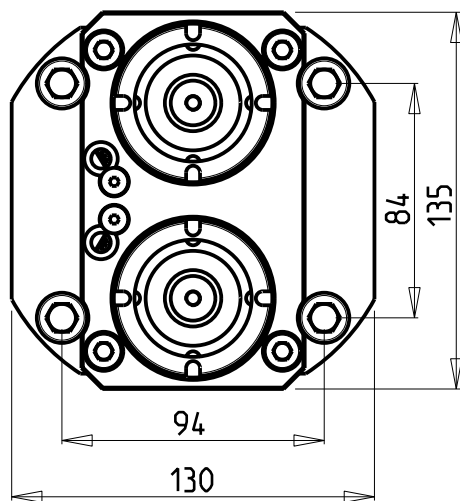
PAGINA GDW 033-1-30

Subject to change without notice.

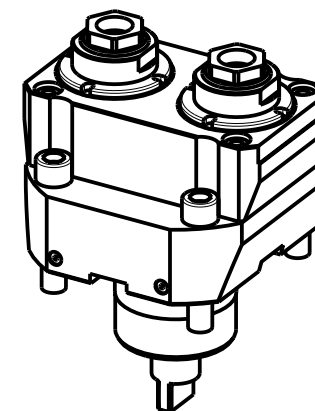
10/2018

ATTENZIONE - ATTENTION - ACHTUNG

- Per lo smontaggio degli utensili utilizzare sempre la chiave di contrasto come indicato nel manuale d'uso.
- For disassembly of the tools use always the contrast key as mentioned in the user instructions.
- Fuer das Abmontieren der Werkzeuge immer den Gegenschlüssel benutzen wie in der Bedienungsanleitung erwaeht.



GDW 0141325



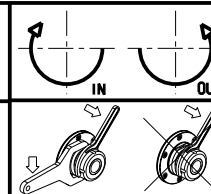
| Cod. MT | Mandrino Spindle Spindel | I | RPM | Coppia Max Max Torque Max Drehmoment | Lubrificazione int. Coolant through Innenkuehlung | Lubrificazione est. Ext. coolant Aussenkuehlung | A | CHIAVI NON INCLUSE Keys not included Schluesssel nicht einbegriffen | |
|-------------|--------------------------|-----|------|--------------------------------------|---|---|--------|---|----------|
| GDW 0140225 | ER25 | 1:1 | 6000 | 40Nm | | X | 99.96 | CHUB36 | CHSTER25 |
| GDW 0141225 | ER25 | 1:1 | 6000 | 40Nm | P=70bar | X | 115.2 | CHUB36 | CHSTER25 |
| GDW 0141325 | ER A 25 | 1:1 | 6000 | 40Nm | P=70bar | X | 108.53 | CHUB38 | CHUB27 |

GOODWAY

MOD: GS2000/2600/2800/3000/3300/3600/4000 12ST.

MODULO MOTORIZZATO RADIALE 2 USCITE IN Y
Radial single side twin head driven tool in Y
Radial angetriebenes Werkzeug 2 Ausgaenge in Y

Subject to change without notice.



M.T. srl

Via Casino Albini 480
Tel. 0541/956034-957884
Fax 0541/956341
47842 S. GIOVANNI IN M. (RN)
e-mail: mtma@mtmarchetti.com
http://www.mtmarchetti.com

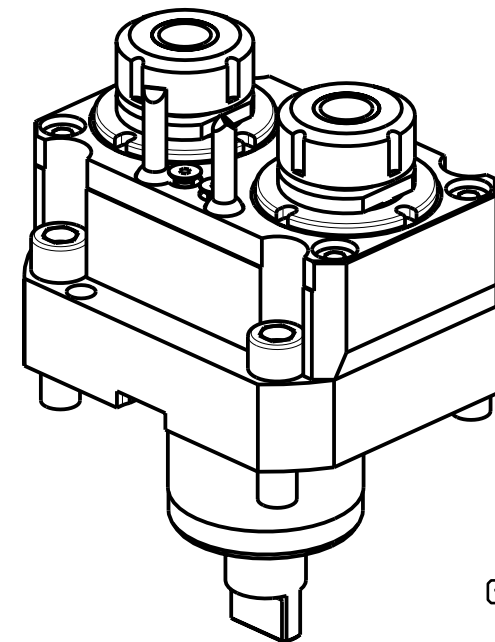
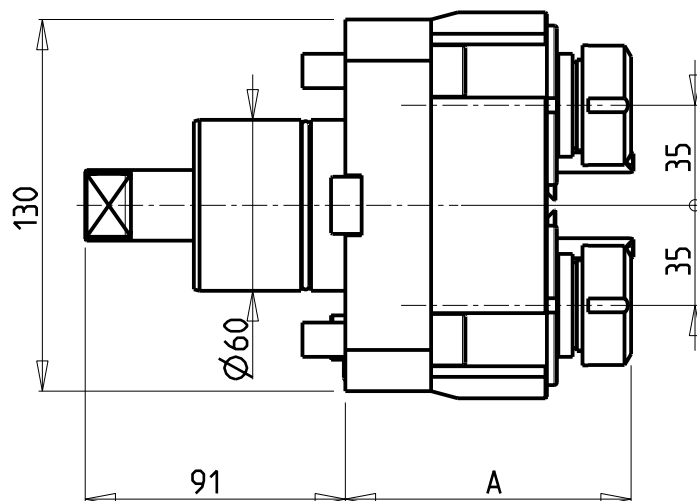
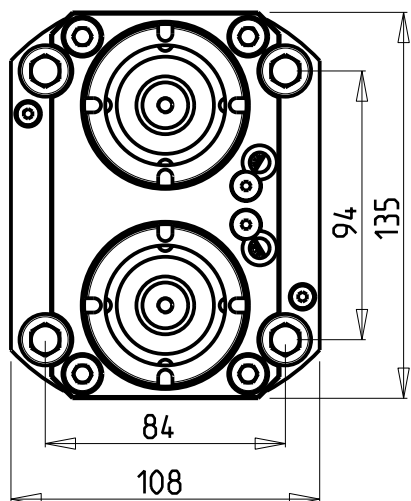
PRODUZIONE MODULI ROTANTI



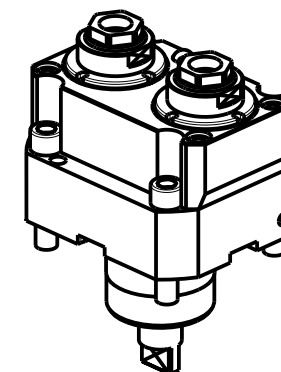
PAGINA GDW080-1-00

ATTENZIONE - ATTENTION - ACHTUNG

- Per lo smontaggio degli utensili utilizzare sempre la chiave di contrasto come indicato nel manuale d'uso.
- For disassembly of the tools use always the contrast key as mentioned in the user instructions.
- Fuer das Abmontieren der Werkzeuge immer den Gegenschlüssel benutzen wie in der Bedienungsanleitung erwaeht.



GDW 0151325



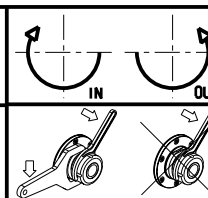
| Cod. MT | Mandrino Spindle Spindel | I | RPM | Coppia Max Max Torque Max Drehmoment | Lubrificazione int. Coolant through Innenkuehlung | Lubrificazione est. Ext. coolant Aussenkuehlung | A | CHIAVI NON INCLUSE Keys not included Schluesssel nicht einbegriffen | |
|-------------|--------------------------|-----|------|--------------------------------------|---|---|--------|---|----------|
| GDW 0150225 | ER25 | 1:1 | 6000 | 40Nm | | X | 99.96 | CHUB36 | CHSTER25 |
| GDW 0151225 | ER25 | 1:1 | 6000 | 40Nm | P=70bar | X | 115.2 | CHUB36 | CHSTER25 |
| GDW 0151325 | ER A 25 | 1:1 | 6000 | 40Nm | P=70bar | X | 108.53 | CHUB38 | CHUB27 |

GOODWAY

MOD: GS2000/2600/2800/3000/3300/3600/4000 12ST. - GMS2000 12ST.

MODULO MOTORIZZATO RADIALE 2 USCITE IN Z
Radial single side twin head driven tool in Z
Radial angetriebenes Werkzeug 2 Ausgaenge in Z

Subject to change without notice.



M.T. srl

Via Casino Albini 480
Tel. 0541/956034-957884
Fax 0541/956341
47842 S. GIOVANNI IN M. (RN)
e-mail: mtma@mtmarchetti.com
http://www.mtmarchetti.com

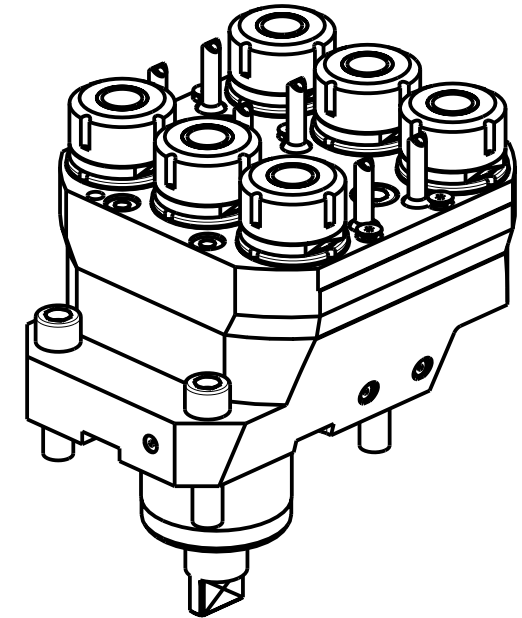
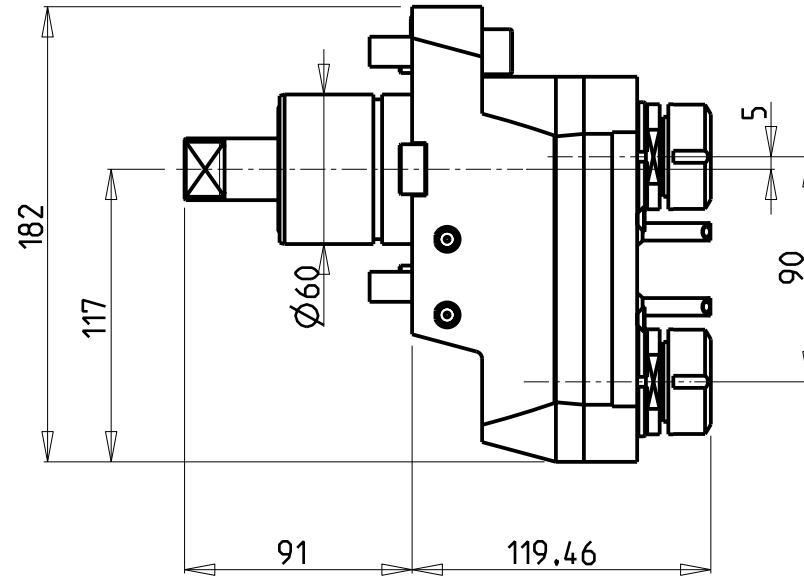
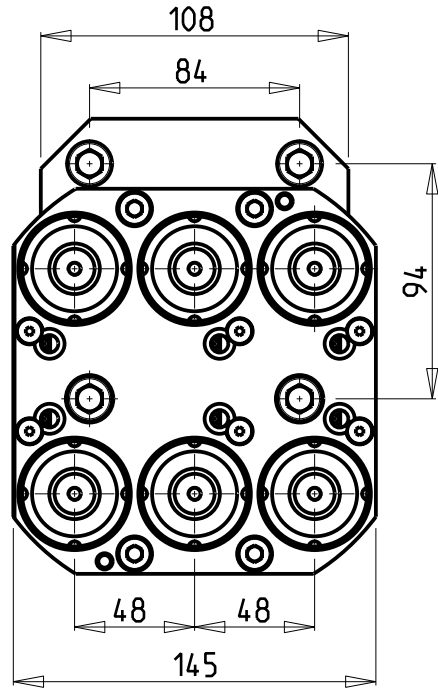
PRODUZIONE MODULI ROTANTI



PAGINA GDW 090-1-00

ATTENZIONE - ATTENTION - ACHTUNG

- Per lo smontaggio degli utensili utilizzare sempre la chiave di contrasto come indicato nel manuale d'uso.
- For disassembly of the tools use always the contrast key as mentioned in the user instructions.
- Fuer das Abmontieren der Werkzeuge immer den Gegenschlüssel benutzen wie in der Bedienungsanleitung erwaeht.

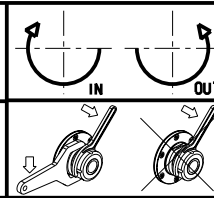


| Cod. MT | Mandrino Spindle Spindel | I | RPM | Coppia Max Max Torque Max Drehmoment | N°Utensili N°Tools N°Werkzeuge | Reversibile lato mandrino/contromandrino Reversible sub/main spindle side Umkehrbare Spindel-seite/ Gegenspindel-seite | Lubrificazione est. Ext. coolant Aussenkuehlung | CHIAVI INCLUSE Keys included Schluesssel inbegriffen |
|-------------|--------------------------------|-----|------|--|--------------------------------------|---|---|--|
| GDW 0160625 | ER25 | 1:1 | 6000 | 20Nm | 6 | X | X | MNL0210007 MNL0210008 |

GOODWAY
MOD: GS2000/2600/2800/3000/3300/3600/4000 12ST.

MODULO MOTORIZZATO RADIALE 6 USCITE
Radial multiple 6 outlet driven tool
Radial angetriebenes Mehrspindel-Werkzeug 6 Ausgaenge

Subject to change without notice.

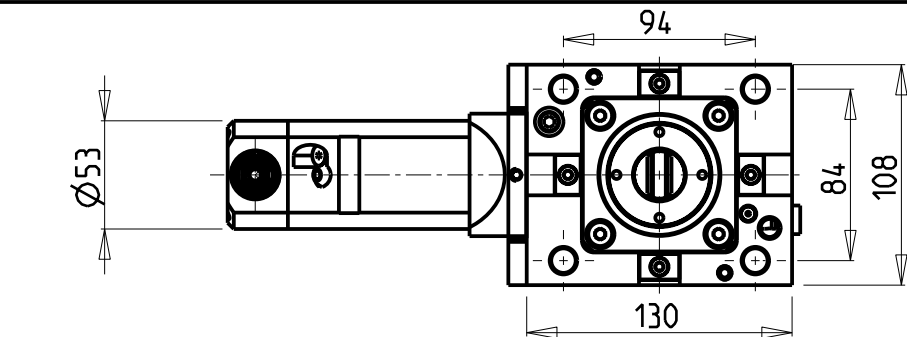


M.T. srl
Via Casino Albini 480
Tel. 0541/956034-957884
Fax 0541/956341
47842 S. GIOVANNI IN M. (RN)
e-mail: mtma@mtmarchetti.com
http://www.mtmarchetti.com

PRODUZIONE MODULI ROTANTI



PAGINA GDW 110-1-00



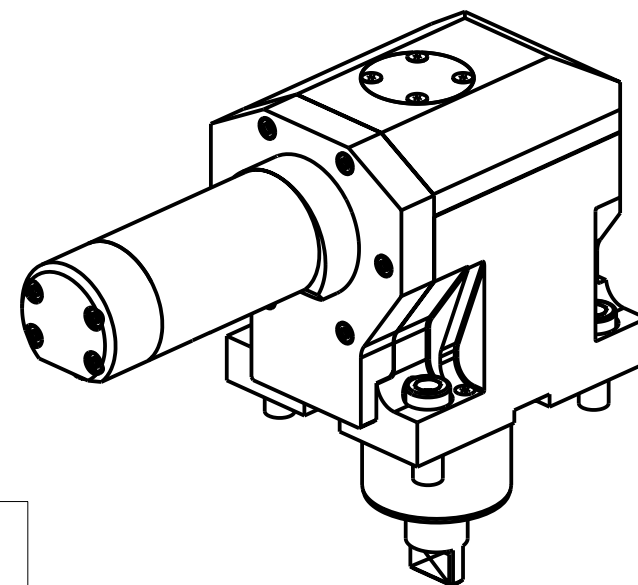
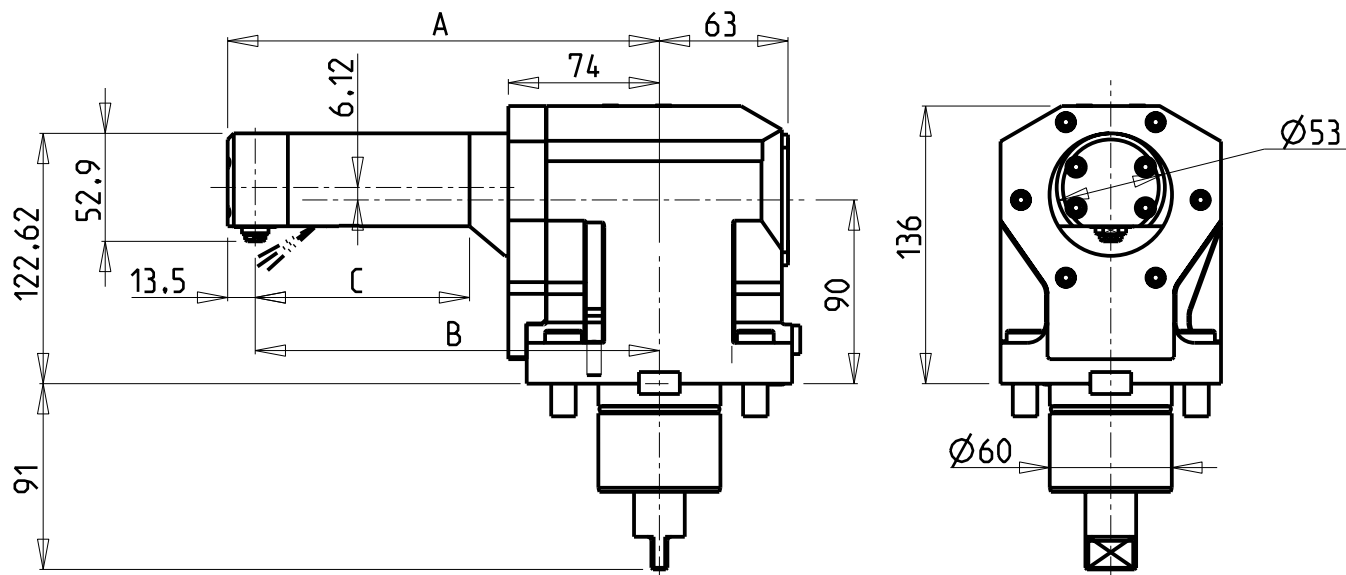
PER LAVORAZIONI INTERNE
SU FORI Ø60 MINIMO

For machining internal
holes with Ø60 min. hole

Fuer interne Bearbeitungen
am Loch minimum Ø60

ATTENZIONE - ATTENTION - ACHTUNG

- Per lo smontaggio degli utensili utilizzare sempre la chiave di contrasto come indicato nel manuale d'uso.
- For disassembly of the tools use always the contrast key as mentioned in the user instructions.
- Fuer das Abmontieren der Werkzeuge immer den Gegenschlüssel benutzen wie in der Bedienungsanleitung erwaeht.



| Cod. MT | Mandrino Spindle Spindel | I | RPM | Coppia Max Max Torque Max Drehmoment | Lubrificazione est. Ext. coolant Aussenkuehlung | A | B | C | CHIAVI INCLUSE Keys included Schluessel einbegriffen | |
|-------------|--------------------------|-----|------|--------------------------------------|---|-------|-----|-----|--|---------|
| GDW 0501055 | CHG | 1:1 | 6000 | 8Nm | X | 161.5 | 148 | 55 | CHUB13 | CHCHG10 |
| GDW 0501105 | CHG | 1:1 | 6000 | 8Nm | X | 211.5 | 198 | 105 | CHUB13 | CHCHG10 |
| GDW 0501155 | CHG | 1:1 | 6000 | 8Nm | X | 261.5 | 248 | 155 | CHUB13 | CHCHG10 |

GOODWAY

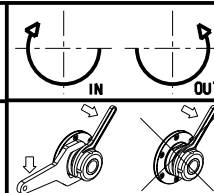
MOD: GS2000/2600/2800/3000/3300/3600/4000 12ST. - GMS2000 12ST.

MODULO MOTORIZZATO RADIALE ROVESCIAIO DISASSATO IN Z

Radial inverted driven tool re-directed in Z

Radial angetriebenes Werkzeug ungekehrt achsversetzt in Z

Subject to change without notice.



M.T. srl

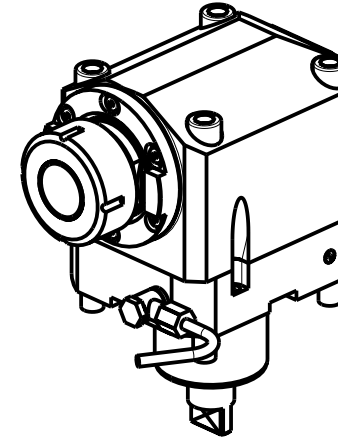
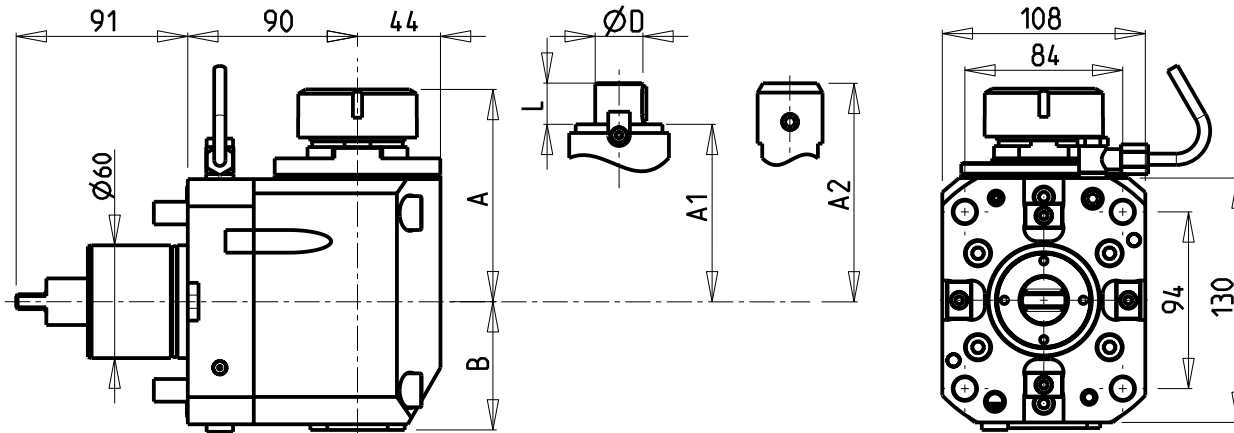
Via Casino Albini 480
Tel. 0541/956034-957884
Fax 0541/956341

47842 S. GIOVANNI IN M. (RN)
e-mail: mtma@mtmarchetti.com
http://www.mtmarchetti.com

PRODUZIONE MODULI ROTANTI



PAGINA GDW 120-1-30

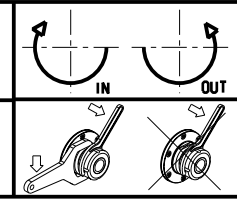


- Chiave inclusa
- Key included
- Schlüssel inbegriffen


| Cod. MT | Mandrino Spindle Spindel | I | RPM | Coppia Max Max Torque Max Drehmoment | Reversibile lato mandrino/contromandrino Reversible sub/main spindle side Umkehrbare Spindel-seite/ Gegenspindel-seite | Lubr.interna Coolant through Innenkuehlung | Lubr.esterna Ext. coolant Ausseinkuehlung | A | A1 | A2 | B | D | L | CHIAVI NON INCLUDE Keys not included Schlüssel nicht einbegriffen | |
|-------------|--------------------------|-----|------|--------------------------------------|--|--|---|-------|------|-------|------|----|----|---|----------------|
| GDW 0010525 | ER25 | 1:1 | 6000 | 70Nm | X | - | X | 107.6 | - | - | 69 | - | - | OKU0650004 | CHSTER25 |
| GDW 0010532 | ER32 | 1:1 | 6000 | 70Nm | X | - | X | 110.6 | - | - | 69 | - | - | OKU0650004 | CHSTER32 |
| GDW 0010140 | ER40 | 1:1 | 6000 | 70Nm | X | - | X | 112.6 | - | - | 69 | - | - | OKU0650004 | CHSTER40 |
| GDW 0010332 | ER A 32 | 1:1 | 6000 | 70Nm | X | - | X | 98.5 | - | - | 69 | - | - | OKU0650004 | CHUB32 |
| GDW 0011525 | ER25 | 1:1 | 6000 | 70Nm | X | P=70bar | X | 107.6 | - | - | 79 | - | - | OKU0650004 | CHSTER25 |
| GDW 0011532 | ER32 | 1:1 | 6000 | 70Nm | X | P=70bar | X | 110.6 | - | - | 79 | - | - | OKU0650004 | CHSTER32 |
| GDW 0011140 | ER40 | 1:1 | 6000 | 70Nm | X | P=70bar | X | 112.6 | - | - | 79 | - | - | OKU0650004 | CHSTER40 |
| GDW 0010432 | ER A 32 | 1:1 | 6000 | 70Nm | X | P=70bar | X | 98.5 | - | - | 79 | - | - | OKU0650004 | CHUB32 |
| GDW 0011617 | Ø16x17 | 1:1 | 6000 | 70Nm | X | - | X | - | 87.5 | - | 69 | 16 | 17 | OKU0650004 | CH_VTCROCE_M08 |
| GDW 0012219 | Ø22x19 | 1:1 | 6000 | 70Nm | X | - | X | - | 87.5 | - | 69 | 22 | 19 | OKU0650004 | CH_VTCROCE_M10 |
| GDW 0012721 | Ø27x21 | 1:1 | 6000 | 70Nm | X | - | X | - | 87.5 | - | 69 | 27 | 21 | OKU0650004 | CH_VTCROCE_M12 |
| GDW 0012519 | Ø1"x19 | 1:1 | 6000 | 70Nm | X | - | X | - | 87.5 | - | 69 | 1" | 19 | OKU0650004 | CH_VTCROCE_M12 |
| GDW 0010120 | WELDON 20 | 1:1 | 6000 | 70Nm | X | - | X | - | - | 105.5 | 69 | - | - | - | - |
| GDW 0010125 | WELDON 25 | 1:1 | 6000 | 70Nm | X | - | X | - | - | 115 | 69 | - | - | - | - |
| GDW 0010132 | WELDON 32 | 1:1 | 6000 | 70Nm | X | - | X | - | - | 131.5 | 69 | - | - | - | - |
| GDW 0010220 | WELDON 20 | 1:1 | 6000 | 70Nm | X | P=70bar | X | - | - | 105.5 | 91.5 | - | - | - | - |
| GDW 0010225 | WELDON 25 | 1:1 | 6000 | 70Nm | X | P=70bar | X | - | - | 115 | 91.5 | - | - | - | - |

GOODWAY
 MOD: GS2000/2600/2800/3000/3300/3600/4000 12ST. - GMS2000 12ST.

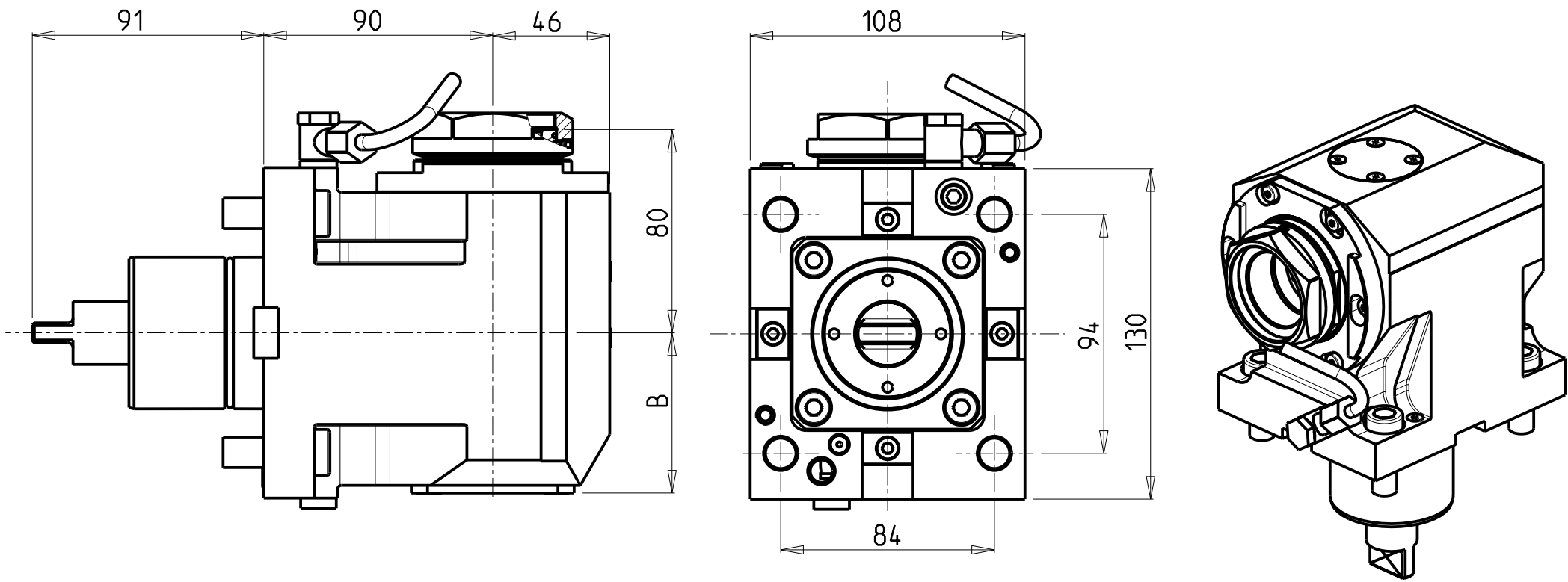
MODULO MOTORIZZATO ASSIALE
 Axial driven tool
 Axial angetriebenes Werkzeug



M.T. srl
 Via Casino Albini 480
 Tel. 0541/956034-957884
 Fax 0541/956341
 47842 S. GIOVANNI IN M. (RN)
 e-mail: mtma@tmarchetti.com
 http://www.tmmarchetti.com

PRODUZIONE MODULI ROTANTI

 PAGINA GDW 150-1-10

Subject to change without notice.

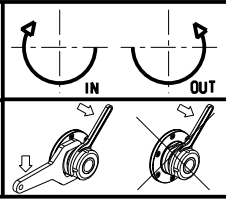


PER PORTAUTENSILI MODULARI MTSK-40 VEDI PAG. TBL300-1-40 E PER MTSK-50 VEDI PAG. TBL300-1-50
 FOR MTSK-40 QUIK CHANGE TOOLHOLDERS CLAMPINGS SEE PAGE TBL300-1-40 AND FOR MTSK-50 SEE PAGE TBL300-1-50
 FUER MTSK-40 MODULARE WERKZEUGAUFNAHMEN SIEHE SEITE TBL300-1-40 UND FUER MTSK-50 SIEHE SEITE TBL300-1-50


| Cod. MT | Mandrino Spindle Spindel | I | RPM | Coppia Max Max Torque Max Drehmoment | Reversibile lato mandrino/contromandrino Reversible sub/main spindle side Umkehrbare Spindel-seite/ Gegen-spindel-seite | Lubr.interna Coolant through Innenkuehlung | Lubr.esterna Ext. coolant Aussenkuehlung | B | CHIAVI NON INCLUDE Keys not included Schluessel nicht einbegriffen | |
|-------------|--------------------------|-----|------|--------------------------------------|---|--|--|------|--|--------------|
| GDW 0490140 | MTSK-40 | 1:1 | 6000 | 100Nm | X | - | X | 63 | CHUB46 | OKU0430007 * |
| GDW 0490240 | MTSK-40 | 1:1 | 6000 | 100Nm | X | P=70bar | X | 76.5 | CHUB46 | OKU0430007 * |
| GDW 0490150 | MTSK-50 | 1:1 | 6000 | 100Nm | X | - | X | 63 | CHUB55 | OKU0430007 * |
| GDW 0490250 | MTSK-50 | 1:1 | 6000 | 100Nm | X | P=70bar | X | 76.5 | CHUB55 | OKU0430007 * |

- Chiave inclusa
- Key included
- Schluessel inbegriffen

GOODWAY
 MOD: GS2000/2600/2800/3000/3300/3600/4000 12ST. - GMS2000 12ST.



M.T. srl
 Via Casino Albini 480
 Tel. 0541/956034-957884
 Fax 0541/956341
 47842 S. GIOVANNI IN M. (RN)
 e-mail: mtma@tmarchetti.com
 http://www.tmmarchetti.com

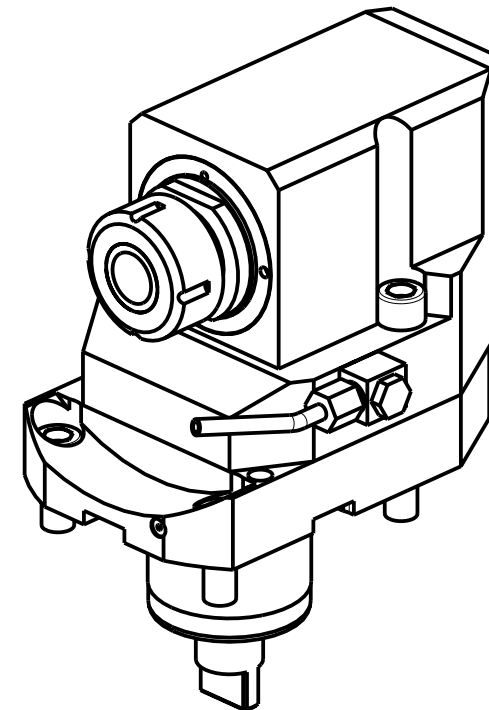
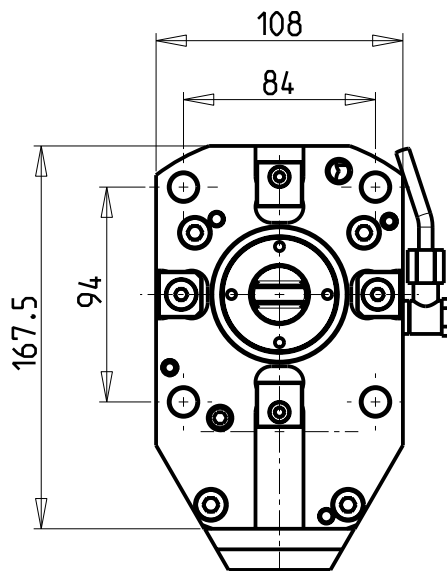
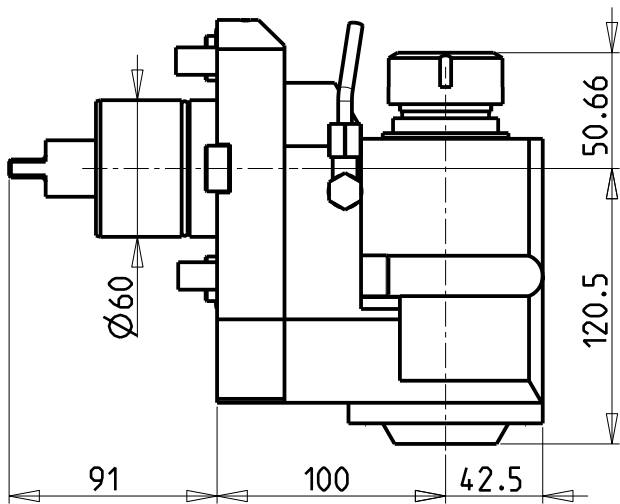
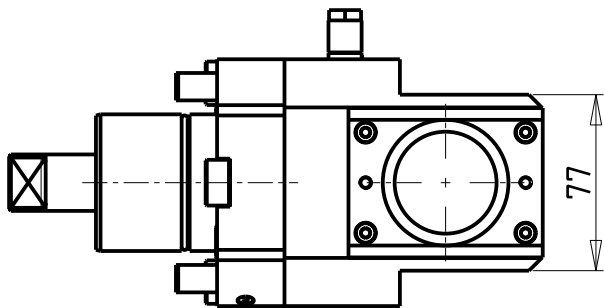


MODULO MOTORIZZATO ASSIALE MTSK
 Axial MTSK driven tool
 Axial MTSK angetriebenes Werkzeug

PAGINA GDW 150-1-10-K

Subject to change without notice.

10/2018

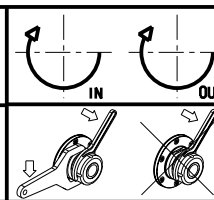


| Cod. MT | Mandrino Spindle Spindel | I | RPM | Coppia Max Max Torque Max Drehmoment | Reversibile lato mandrino/contromandrino Reversible sub/main spindle side Umkehrbare Spindel-seite/Gegenspindel-seite | Lubrificazione int. Coolant through Innenkuehlung | Lubrificazione est. Ext. coolant Aussenkuehlung | A | CHIAVI NON INCLUSE Keys not included Schluessel nicht einbegriffen | |
|-------------|--------------------------|-----|------|--------------------------------------|---|---|---|-----|--|----------|
| GDW 0170632 | ER32 | 1:1 | 6000 | 70Nm | X | | X | 121 | CHUB46 | CHSTER32 |
| GDW 0171632 | ER32 | 1:1 | 6000 | 70Nm | X | P=70bar | X | 135 | CHUB46 | CHSTER32 |

GOODWAY
 MOD: GS2000/2600/2800/3000/3300/3600/4000 12ST. - GMS2000 12ST.

MODULO MOTORIZZATO ASSIALE ARRETRATO
 Axial rear-set driven tool
 Axial angetriebenes Werkzeug zurueckversetzt

Subject to change without notice.

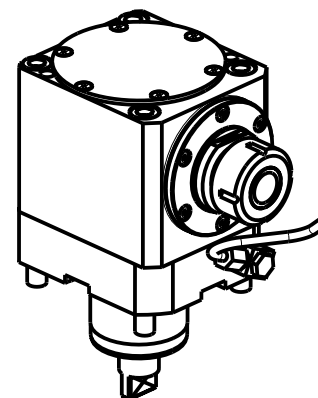
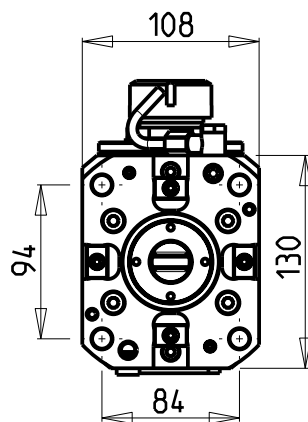
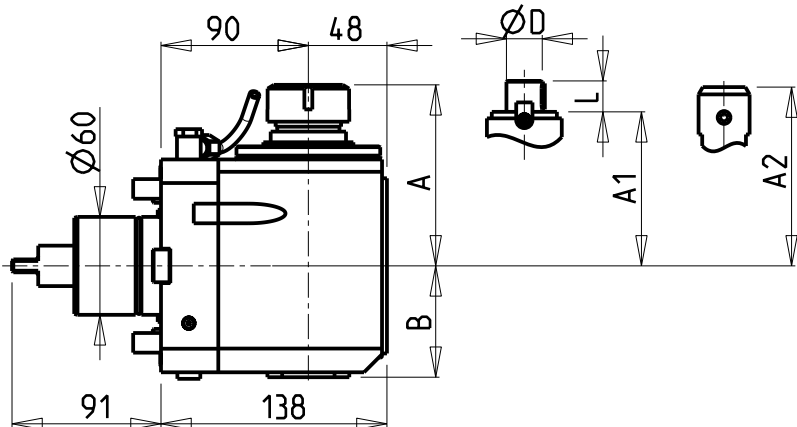


M.T. srl
 Via Casino Albini 480
 Tel. 0541/956034-957884
 Fax 0541/956341
 47842 S. GIOVANNI IN M. (RN)
 e-mail: mtma@mtmarchetti.com
 http://www.mtmarchetti.com

PRODUZIONE MODULI ROTANTI



PAGINA GDW 180-1-10



- Chiave inclusa
- Key included
- Schluessel inbegriffen

| Cod. MT | Mandrino Spindle Spindel | I | RPM | Coppia Max Max Torque Max Drehmoment | Reversibile lato mandrino/contromandrino Reversible sub/main spindle side Umkehrbare Spindel-seite/ Gegenspindel-seite | Lubrificazione int. Coolant through Innenkühlung | Lubrificazione est. Ext. coolant Aussenkühlung | A | A1 | A2 | B | D | L | CHIAVI NON INCLUSE Keys not included Schluessel nicht einbegriffen | |
|-------------|--------------------------------|-----|------|--|---|--|--|--------|------|-------|------|----|----|--|----------------|
| | | | | | | | | | | | | | | OKU0650004 | CHSTER |
| GDW 0180525 | ER25 | 2:1 | 3000 | 100Nm | X | - | X | 107.5 | - | - | 68 | - | - | OKU0650004 | CHSTER25 |
| GDW 0181525 | ER25 | 2:1 | 3000 | 100Nm | X | P=70bar | X | 107.5 | - | - | 81.5 | - | - | OKU0650004 | CHSTER25 |
| GDW 0180532 | ER32 | 2:1 | 3000 | 100Nm | X | - | X | 110.56 | - | - | 68 | - | - | CHUB46 | CHSTER32 |
| GDW 0181532 | ER32 | 2:1 | 3000 | 100Nm | X | P=70bar | X | 110.56 | - | - | 91.5 | - | - | CHUB46 | CHSTER32 |
| GDW 0180140 | ER40 | 2:1 | 3000 | 100Nm | X | - | X | 113.16 | - | - | 68 | - | - | CHUB46 | CHSTER40 |
| GDW 0181140 | ER40 | 2:1 | 3000 | 100Nm | X | P=70bar | X | 113.16 | - | - | 91.5 | - | - | CHUB46 | CHSTER40 |
| GDW 0181617 | Ø16X17 | 2:1 | 3000 | 100Nm | X | - | X | - | 87.5 | - | 68 | 16 | 17 | CHUB46 | CH_VTCROCE_M08 |
| GDW 0182219 | Ø22X19 | 2:1 | 3000 | 100Nm | X | - | X | - | 87.5 | - | 68 | 22 | 19 | CHUB46 | CH_VTCROCE_M10 |
| GDW 0182721 | Ø27x21 | 2:1 | 3000 | 100Nm | X | - | X | - | 87.5 | - | 68 | 27 | 21 | CHUB46 | CH_VTCROCE_M12 |
| GDW 0182519 | Ø1''X19 | 2:1 | 3000 | 100Nm | X | - | X | - | 87.5 | - | 68 | 1" | 19 | CHUB46 | CH_VTCROCE_M12 |
| GDW 0180120 | WELDON 20 | 2:1 | 3000 | 100Nm | X | - | X | - | - | 105.5 | 68 | - | - | - | - |
| GDW 0180220 | WELDON 20 | 2:1 | 3000 | 100Nm | X | P=70bar | X | - | - | 105.5 | 91.5 | - | - | - | - |
| GDW 0180125 | WELDON 25 | 2:1 | 3000 | 100Nm | X | - | X | - | - | 115 | 68 | - | - | - | - |
| GDW 0180225 | WELDON 25 | 2:1 | 3000 | 100Nm | X | P=70bar | X | - | - | 115 | 91.5 | - | - | - | - |
| GDW 0180132 | WELDON 32 | 2:1 | 3000 | 100Nm | X | - | X | - | - | 131.5 | 68 | - | - | - | - |
| GDW 0180232 | WELDON 32 | 2:1 | 3000 | 100Nm | X | P=70bar | X | - | - | 131.5 | 91.5 | - | - | - | - |

GOODWAY

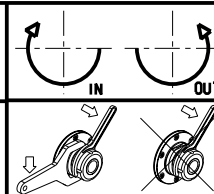
MOD: GS2000/2600/2800/3000/3300/3600/4000 12ST. - GMS2000 12ST.

MODULO MOTORIZZATO ASSIALE RIDOTTO I=2:1

Axial geared-down I=2:1 driven tool

Axial angetriebenes Werkzeug untersetzt I=2:1

Subject to change without notice.



M.T. srl

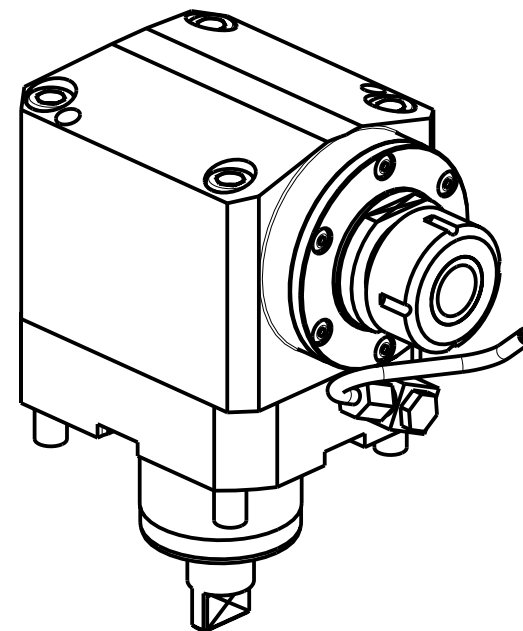
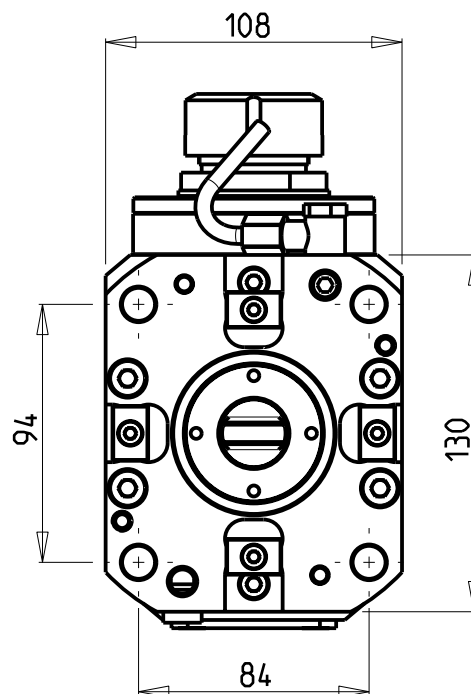
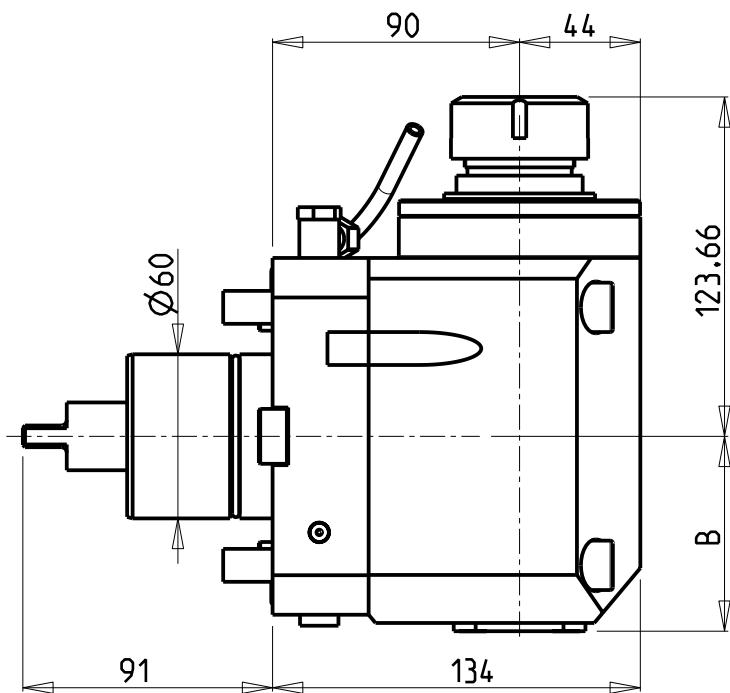
Via Casino Albini 480
Tel. 0541/956034-957884
Fax 0541/956341

47842 S. GIOVANNI IN M. (RN)
e-mail: mtma@mtmarchetti.com
http://www.mtmarchetti.com

PRODUZIONE MODULI ROTANTI



PAGINA GDW 190-1-10



| Cod. MT | Mandrino Spindle Spindel | I | RPM | Coppia Max Max Torque Max Drehmoment | Reversibile lato mandrino/contromandrino Reversible sub/main spindle side Umkehrbare Spindel-seite/ Gegenspindel-seite | Lubrificazione int. Coolant through Innenkühlung | Lubrificazione est. Ext. coolant Aussenkühlung | B | CHIAVI NON INCLUSE Keys not included Schlüssel nicht einbegriffen | |
|-------------|--------------------------------|-----|-------|--|---|--|--|------|---|----------|
| GDW 0190532 | ER32 | 1:2 | 12000 | 50Nm | X | | X | 71 | CHUB46 | CHSTER32 |
| GDW 0191532 | ER32 | 1:2 | 12000 | 50Nm | X | P=70bar | X | 94.5 | CHUB46 | CHSTER32 |

GOODWAY

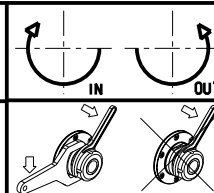
MOD: GS2000/2600/2800/3000/3300/3600/4000 12ST. - GMS2000 12ST.

MODULO MOTORIZZATO ASSIALE MOLTIPLICATO I=1:2

Axial geared-up I=1:2 driven tool

Axial angetriebenes Werkzeug uebersetzt I=1:2

Subject to change without notice.



M.T. srl

Via Casino Albini 480
Tel. 0541/956034-957884
Fax 0541/956341

47842 S. GIOVANNI IN M. (RN)
e-mail: mtma@mtmarchetti.com
http://www.mtmarchetti.com

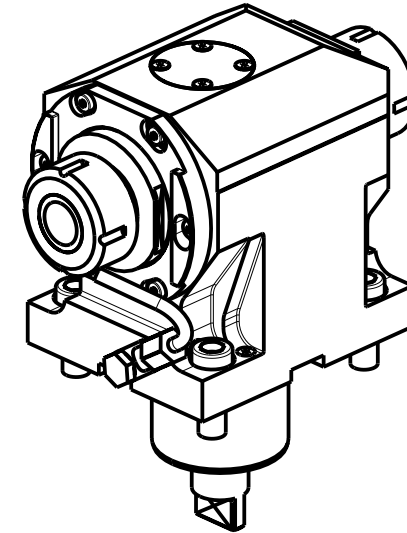
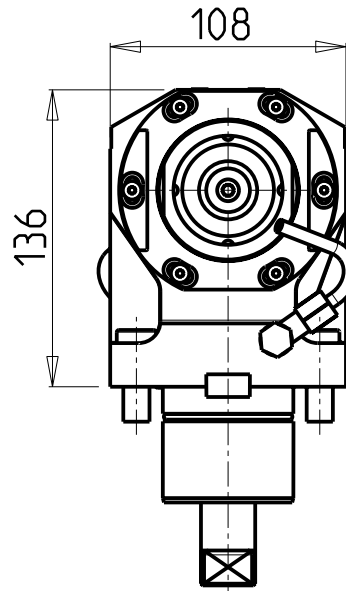
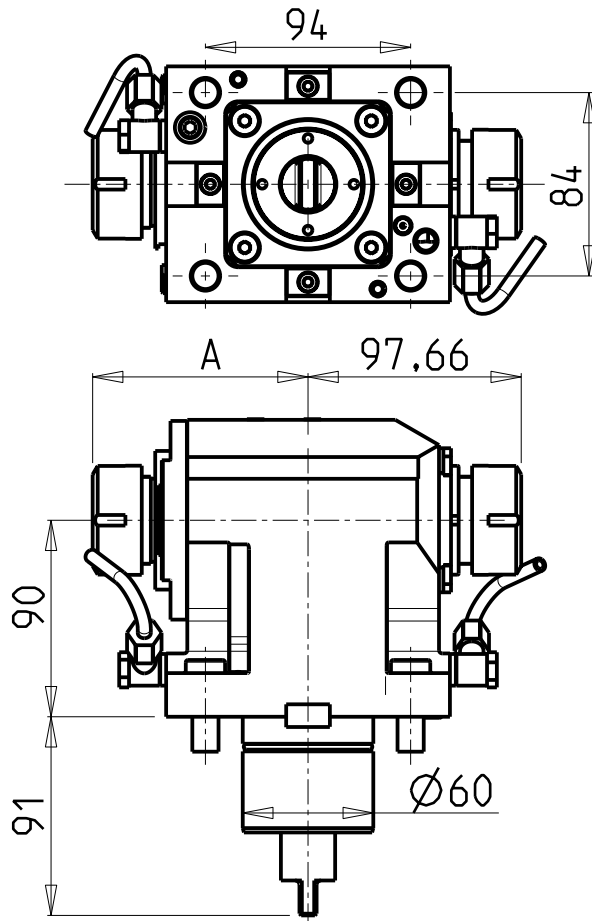
PRODUZIONE MODULI ROTANTI



PAGINA GDW 200-1-10

ATTENZIONE - ATTENTION - ACHTUNG

- Per lo smontaggio degli utensili utilizzare sempre la chiave di contrasto come indicato nel manuale d'uso.
- For disassembly of the tools use always the contrast key as mentioned in the user instructions.
- Fuer das Abmontieren der Werkzeuge immer den Gegenschlüssel benutzen wie in der Bedienungsanleitung erwaeht.



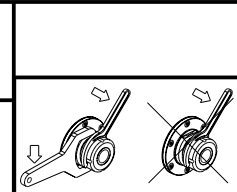
| Cod. MT | Mandrino Spindle Spindel | I | RPM | Coppia Max Max Torque Max Drehmoment | Reversibile lato mandrino/contromandrino Reversible sub/main spindle side Umkehrbare Spindel-seite/ Gegenspindel-seite | Lubr.esterna Ext. coolant Aussenkuehlung | A | CHIAVI NON INCLUSE Keys not included Schluesssel nicht einbegriffen | | |
|-------------|--------------------------------|-----|------|--|---|--|-------|---|----------|----------|
| GDW 0480232 | ER32+ER32 | 1:1 | 6000 | 100Nm | X | X | 98.7 | OKU0430007 | CHSTER32 | - |
| GDW 0480240 | ER40+ER32 | 1:1 | 6000 | 100Nm | X | X | 101.7 | OKU0430007 | CHSTER32 | CHSTER40 |

- Chiave inclusa
- Key included
- Schluesssel inbegriffen

GOODWAY
 MOD: GS2000/2600/2800/3000/3300/3600/4000 12ST. - GMS2000 12ST.

MODULO MOTORIZZATO ASSIALE BISPORGENTE
 Axial opposite face twin driven tool
 Axial angetriebenes Werkzeug halb vorspringend

Subject to change without notice.

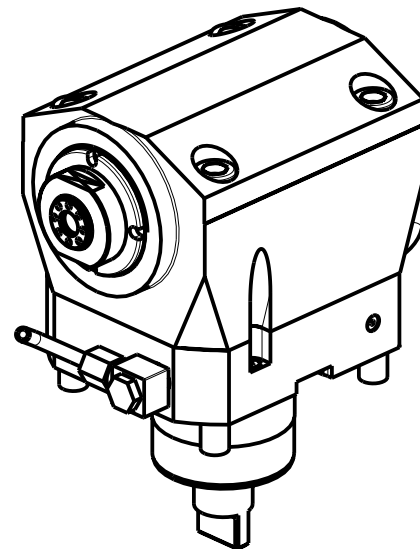
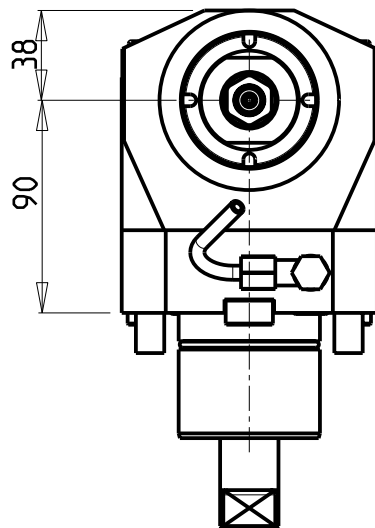
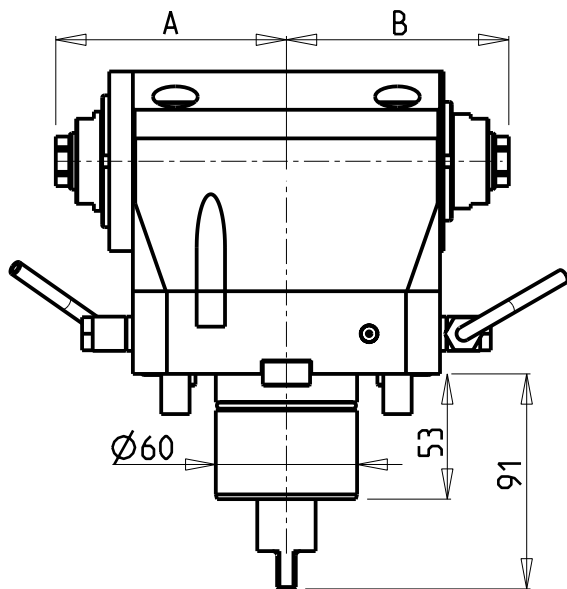
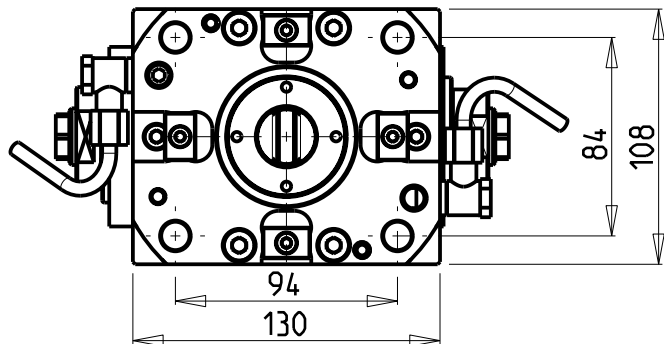


M.T. srl
 Via Casino Albini 480
 Tel. 0541/956034-957884
 Fax 0541/956341
 47842 S. GIOVANNI IN M. (RN)
 e-mail: mtma@mtmarchetti.com
 http://www.mtmarchetti.com

PRODUZIONE MODULI ROTANTI



PAGINA GDW 240-1-10



ATTENZIONE - ATTENTION - ACHTUNG

- Per lo smontaggio degli utensili utilizzare sempre la chiave di contrasto come indicato nel manuale d'uso.
- For disassembly of the tools use always the contrast key as mentioned in the user instructions.
- Fuer das Abmontieren der Werkzeuge immer den Gegenschlüssel benutzen wie in der Bedienungsanleitung erwaehtnt.

| Cod. MT | Mandrino Spindle Spindel | I | RPM | Coppia Max Max Torque Max Drehmoment | Reversibile lato mandrino/contromandrino Reversible sub/main spindle side Umkehrbare Spindel-seite/ Gegenspindel-seite | Lubr.esterna Ext. coolant Aussenkuehlung | A | B | CHIAVI NON INCLUSE Keys not included Schlüssel nicht einbegriffen | |
|-------------|--------------------------------|-----|-------|--|---|--|-------|-------|---|------------|
| | | | | | | | | | | |
| GDW 0200116 | ERA16+ERA16 | 1:2 | 12000 | 50Nm | X | X | 97.63 | 94.13 | CHUB36 | CHUB19_SP3 |
| GDW 0200120 | ERA20+ERA20 | 1:2 | 12000 | 50Nm | X | X | 95.73 | 93.73 | CHUB36 | CHUB22 |

GOODWAY

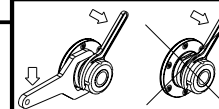
MOD: GS2000/2600/2800/3000/3300/3600/4000 12ST. - GMS2000 12ST.

MODULO MOTORIZZATO ASSIALE BISPORGENTE MOLTIPLICATO I=1:2

Axial geared-up I=1:2 opposite face twin driven tool

Axial angetriebenes Werkzeug halb vorspringend uebersetzt I=1:2

Subject to change without notice.



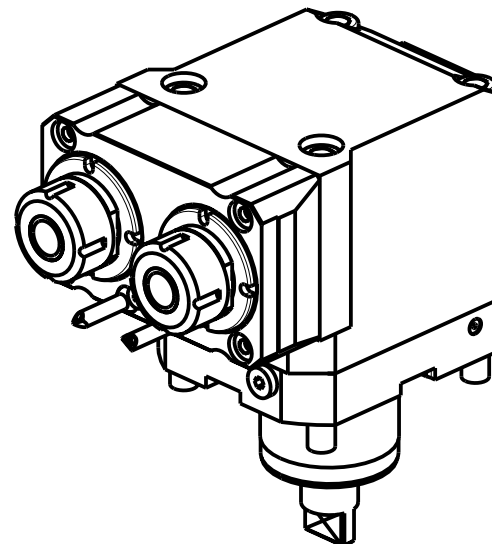
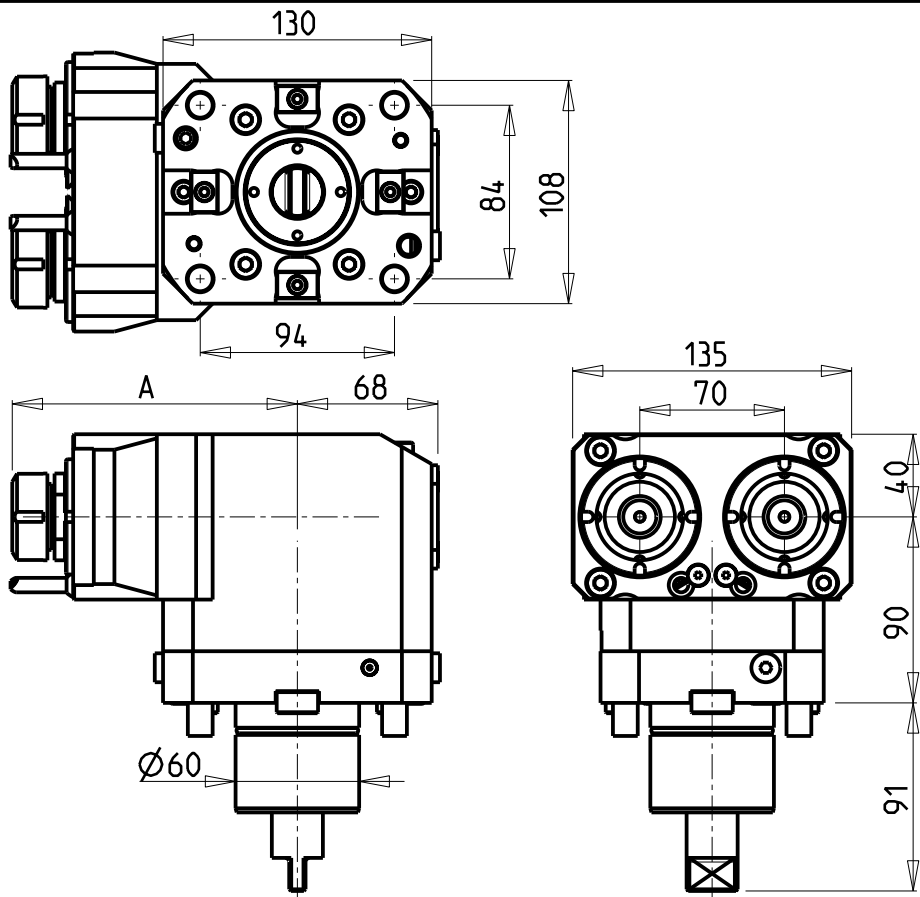
M.T. srl

Via Casino Albini 480
Tel. 0541/956034-957884
Fax 0541/956341
47842 S. GIOVANNI IN M. (RN)
e-mail: mtma@mtmarchetti.com
http://www.mtmarchetti.com

PRODUZIONE MODULI ROTANTI



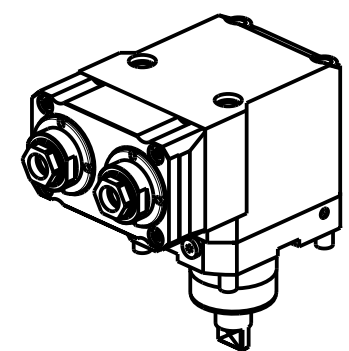
PAGINA GDW 250-1-10



ATTENZIONE - ATTENTION - ACHTUNG

- Per lo smontaggio degli utensili utilizzare sempre la chiave di contrasto come indicato nel manuale d'uso.
- For disassembly of the tools use always the contrast key as mentioned in the user instructions.
- Fuer das Abmontieren der Werkzeuge immer den Gegenschlüssel benutzen wie in der Bedienungsanleitung erwaeht.

GDW 0211325

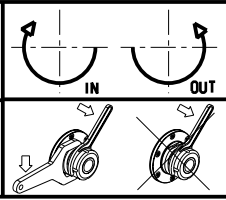


| Cod. MT | Mandrino Spindle Spindel | I | RPM | Coppia Max Max Torque Max Drehmoment | Reversibile lato mandrino/contromandrino Reversible sub/main spindle side Umkehrbare Spindel-seite/ Gegenspindel-seite | Lubr.interna Coolant through Innenkuehlung | Lubr.esterna Ext. coolant Aussenkuehlung | A | CHIAVI NON INCLUSE Keys not included Schluessel nicht einbegriffen | |
|-------------|--------------------------|-----|------|--------------------------------------|--|--|--|--------|--|----------|
| | | | | | | | | | | |
| GDW 0210225 | ER25 | 1:1 | 6000 | 40Nm | X | | X | 137.96 | CHUB36 | CHSTER25 |
| GDW 0211225 | ER25 | 1:1 | 6000 | 40Nm | X | P=70bar | X | 162.66 | CHUB36 | CHSTER25 |
| GDW 0211325 | ER A 25 | 1:1 | 6000 | 40Nm | X | P=70bar | X | 156.03 | CHUB38 | CHUB27 |

GOODWAY
 MOD: GS2000/2600/2800/3000/3300/3600/4000 12ST.


MODULO MOTORIZZATO ASSIALE 2 USCITE IN Y
 Axial Single side twin head driven tool in Y
 Axial angetriebenes Werkzeug 2 Ausgaenge in Y

Subject to change without notice.

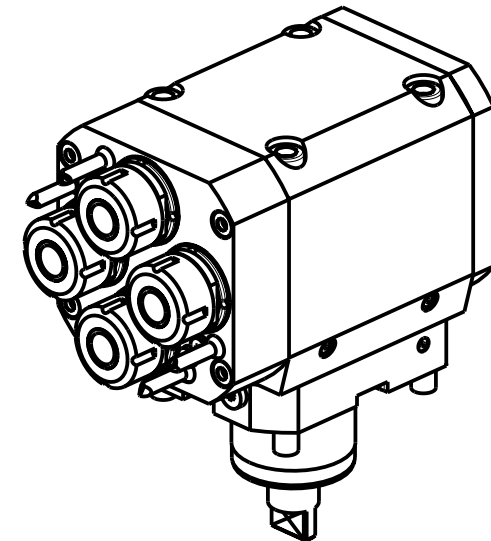
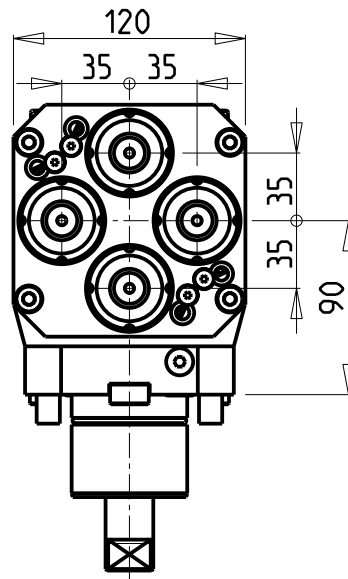
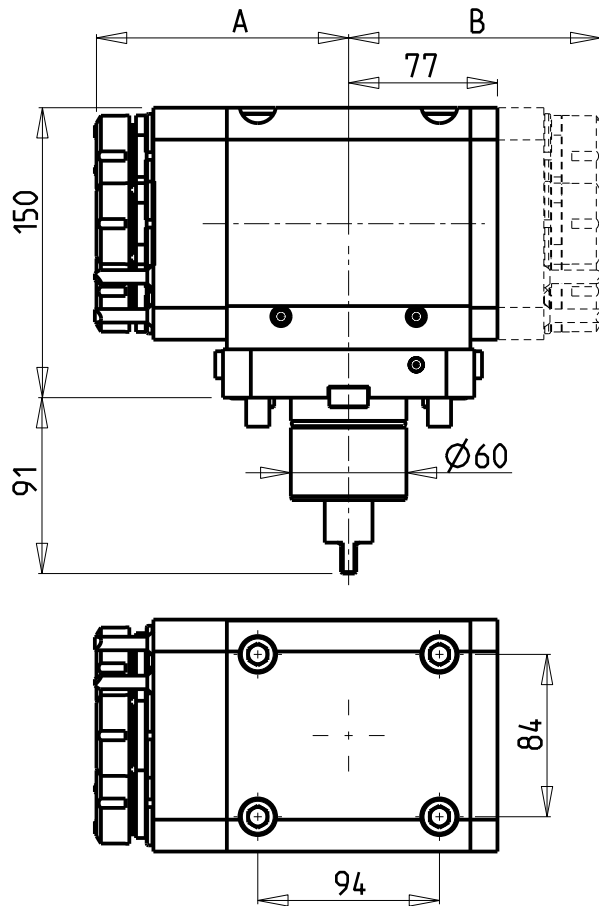


M.T. srl
 Via Casino Albini 480
 Tel. 0541/956034-957884
 Fax 0541/956341
 47842 S. GIOVANNI IN M. (RN)
 e-mail: mtma@mtmarchetti.com
 http://www.mtmarchetti.com

PRODUZIONE MODULI ROTANTI



PAGINA GDW 260-1-10



ATTENZIONE - ATTENTION - ACHTUNG

- Per lo smontaggio degli utensili utilizzare sempre la chiave di contrasto come indicato nel manuale d'uso.
- For disassembly of the tools use always the contrast key as mentioned in the user instructions.
- Fuer das Abmontieren der Werkzeuge immer den Gegenschlüssel benutzen wie in der Bedienungsanleitung erwäehnt.

| Cod. MT | Mandrino Spindle Spindel | I | RPM | Coppia Max Max Torque Max Drehmoment | N°Utensili N°Tools N°Werkzeuge | Reversibile lato mandrino/contromandrino Reversible sub/main spindle side Umkehrbare Spindel-seite/ Gegenspindel-seite | Lubr.esterna Ext. coolant Aussehenkehlung | A | B | CHIAVI INCLUSE Keys included Schlüssell inbegriffen | |
|-------------|--------------------------|-----|------|--------------------------------------|--------------------------------|--|---|--------|--------|---|------------|
| GDW 0220425 | ER25 | 1:1 | 6000 | 30Nm | 4 | X | X | 130.46 | - | MNL0210007 | MNL0210008 |
| GDW 0224425 | ER25+ER25 | 1:1 | 6000 | 30Nm | 4+4 | | X | 130.46 | 130.46 | MNL0210007 | MNL0210008 |

GOODWAY
 MOD: GS2000/2600/2800/3000/3300/3600/4000 12ST.

MODULO MOTORIZZATO ASSIALE 4/8 USCITE
 Axial multiple 4/8 outlet driven tool
 Axial angetriebenes Mehrspindel-Werkzeug 4/8 Ausgaenge

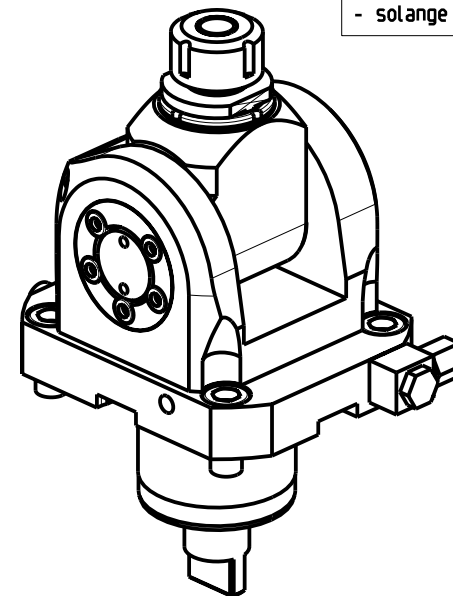
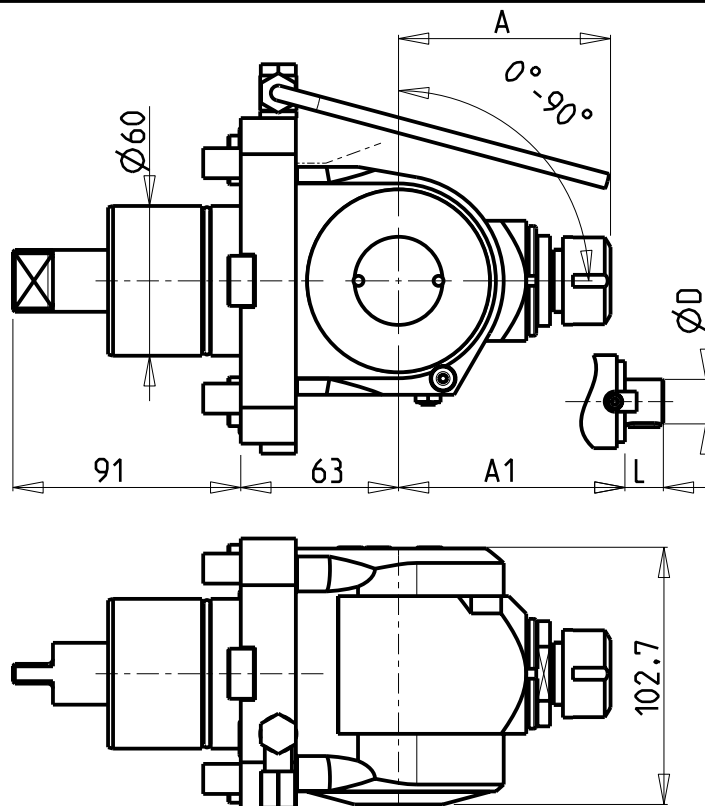
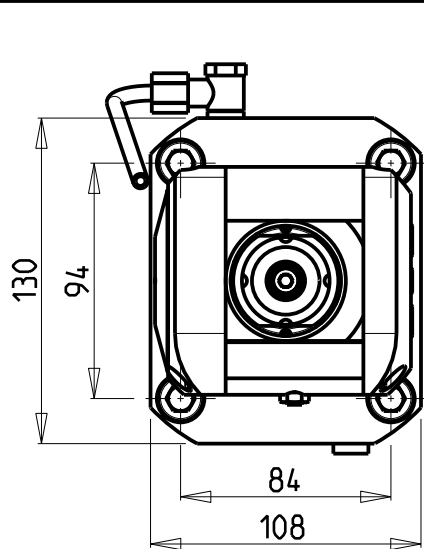
Subject to change without notice.

M.T. srl
 Via Casino Albini 480
 Tel. 0541/956034-957884
 Fax 0541/956341
 47842 S. GIOVANNI IN M. (RN)
 e-mail: mtma@mtmarchetti.com
 http://www.mtmarchetti.com

PRODUZIONE MODULI ROTANTI



PAGINA GDW 270-1-00



ATTENZIONE - ATTENTION - ACHTUNG

- FINO AD ESAURIMENTO SCORTE
- clearance sale
- solange vorrat

| Cod. MT | Mandrino Spindle Spindel | I | RPM | Coppia Max Max Torque Max Drehmoment | Reversibile lato mandrino/contromandrino Reversible sub/main spindle side Umkehrbare Spindel-seite/ Gegenspindel-seite | Lubr.esterna Ext. coolant Aussenkuehlung | A | A1 | D | L | CHIAVI INCLUSE Keys included Schluessel inbegriffen | | |
|-------------|------------------------------|-----|------|--------------------------------------|--|--|-------|----|------|------|---|----------------|---------|
| GDW 0040020 | ER20 | 1:1 | 6000 | 40Nm | X | X | 84.16 | - | - | - | CHUB36 | CHSTER20 | CHESL10 |
| GDW 0040025 | ER25 | 1:1 | 6000 | 40Nm | X | X | 85.66 | - | - | - | CHUB36 | CHSTER25 | CHESL10 |
| GDW 0041617 | $\varnothing 16 \times 17$ | 1:1 | 6000 | 40Nm | X | X | - | 65 | 16 | 17 | CHUB36 | CH_VTCROCE_M08 | CHESL10 |
| GDW 0042219 | $\varnothing 22 \times 19$ | 1:1 | 6000 | 40Nm | X | X | - | 66 | 22 | 19 | CHUB36 | CH_VTCROCE_M10 | CHESL10 |
| GDW 0041905 | $\varnothing 3/4 \times 3/4$ | 1:1 | 6000 | 40Nm | X | X | - | 65 | 3/4" | 3/4" | CHUB36 | CH_VTCROCE_M08 | CHESL10 |

GOODWAY

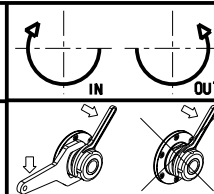
MOD: GS2000/2600/2800/3000/3300/3600/4000 12ST. - GMS2000 12ST.

MODULO MOTORIZZATO ORIENTABILE 0-90°

0-90° adjustable angle driven tool

Angetriebenes Werkzeug schwenkbar 0-90°

Subject to change without notice.



M.T. srl

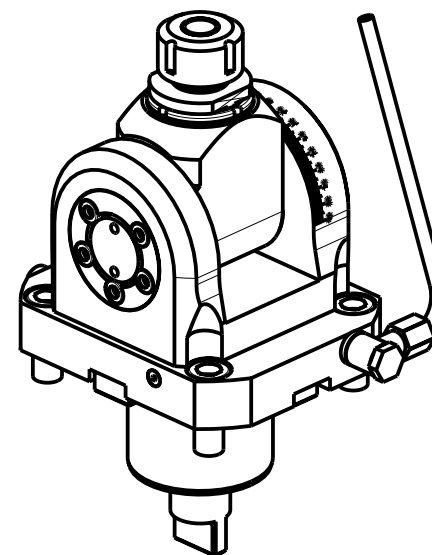
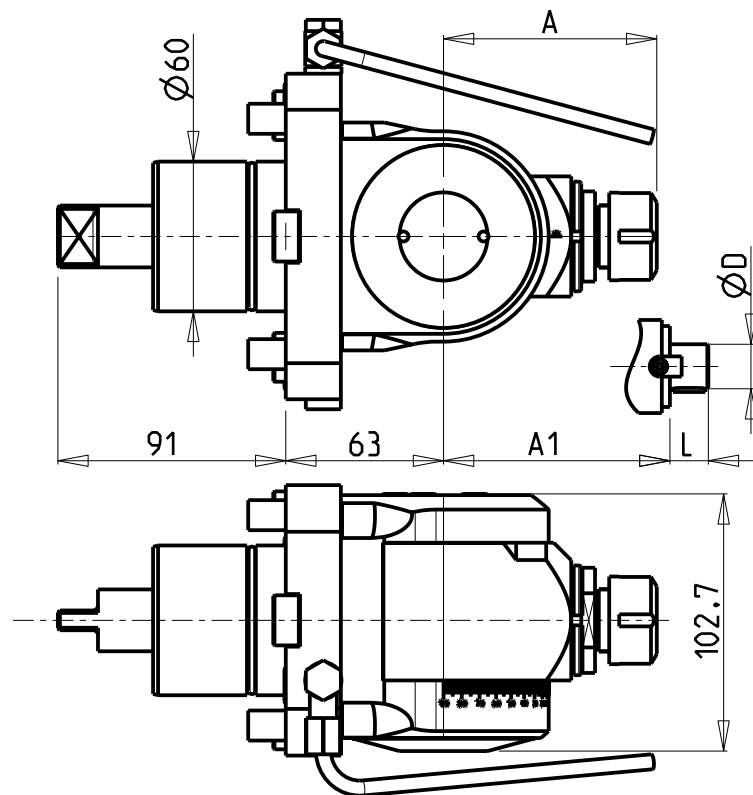
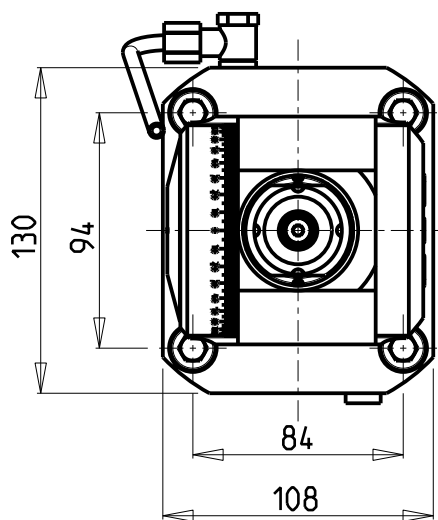
Via Casino Albini 480
Tel. 0541/956034-957884
Fax 0541/956341

47842 S. GIOVANNI IN M. (RN)
e-mail: mtma@mtmarchetti.com
http://www.mtmarchetti.com

PRODUZIONE MODULI ROTANTI



PAGINA GDW 330-1-00



| Cod. MT | Mandrino Spindle Spindel | i | RPM | Coppia Max Max Torque Max Drehmoment | Reversibile lato mandrino/contromandrino Reversible sub/main spindle side Umkehrbare Spindel-seite/ Gegenspindel-seite | Lubr. esterna Ext. coolant Aussenkuehlung | A | A1 | D | L | CHIAVI INCLUSE Keys included Schluessel inbegriffen | | |
|-------------|--------------------------------|-----|------|--|---|---|-------|----|------|------|---|----------------|---------|
| | | | | | | | | | | | CHUB36 | CHSTER20 | CHESL10 |
| GDW 0470120 | ER20 | 1:1 | 6000 | 40Nm | X | X | 85.16 | - | - | - | CHUB36 | CHSTER20 | CHESL10 |
| GDW 0470125 | ER25 | 1:1 | 6000 | 40Nm | X | X | 86.16 | - | - | - | CHUB36 | CHSTER25 | CHESL10 |
| GDW 0470516 | Ø16x17 | 1:1 | 6000 | 40Nm | X | X | - | 65 | 16 | 17 | CHUB36 | CH_VTCROCE_M08 | CHESL10 |
| GDW 0470522 | Ø22x19 | 1:1 | 6000 | 40Nm | X | X | - | 66 | 22 | 19 | CHUB36 | CH_VTCROCE_M10 | CHESL10 |
| GDW 0470519 | Ø3/4"x3/4" | 1:1 | 6000 | 40Nm | X | X | - | 65 | 3/4" | 3/4" | CHUB36 | CH_VTCROCE_M08 | CHESL10 |

GOODWAY

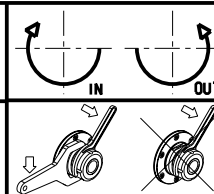
MOD: GS2000/2600/2800/3000/3300/3600/4000 12ST. - GMS2000 12ST.

MODULO MOTORIZZATO ORIENTABILE ±90°

±90° adjustable angle driven tool

Angetriebenes Werkzeug schwenkbar ±90°

Subject to change without notice.



M.T. srl

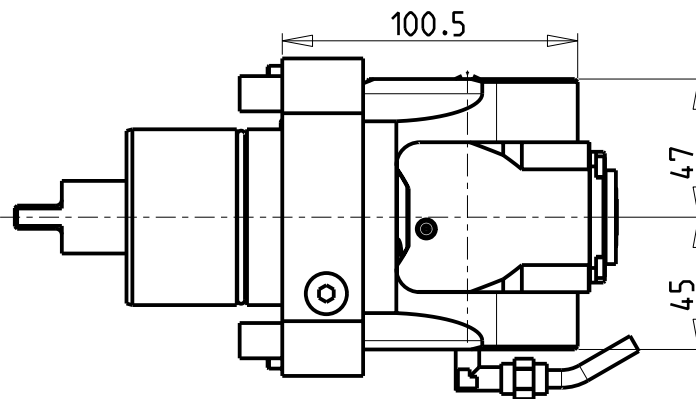
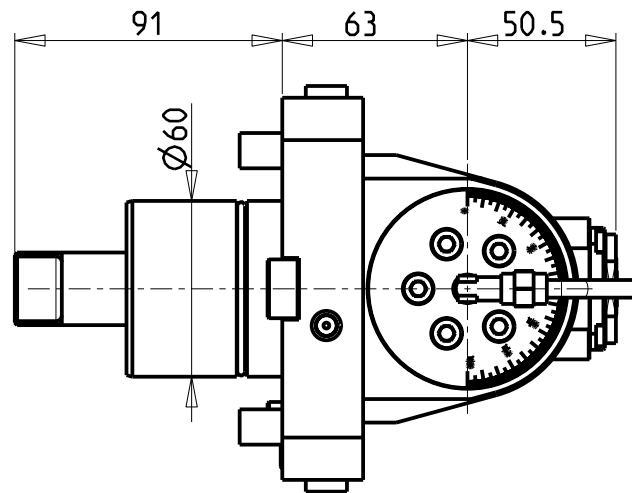
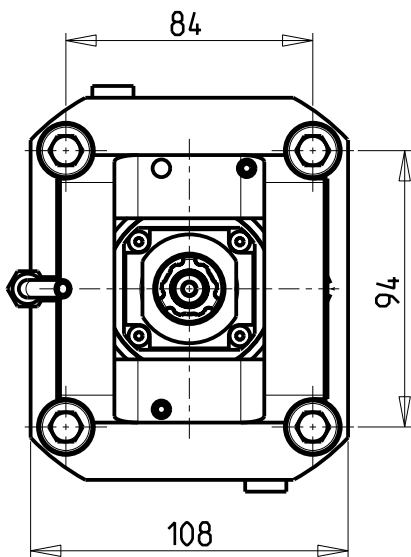
Via Casino Albini 480
Tel. 0541/956034-957884
Fax 0541/956341

47842 S. GIOVANNI IN M. (RN)
e-mail: mtma@mtmarchetti.com
http://www.mtmarchetti.com

PRODUZIONE MODULI ROTANTI

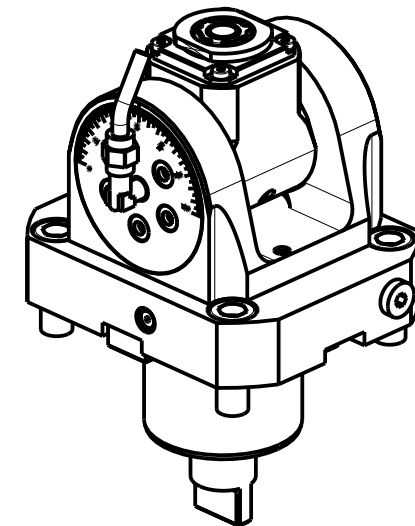


PAGINA GDW 333-1-00



ATTENZIONE - ATTENTION - ACHTUNG

- Per lo smontaggio degli utensili utilizzare sempre la chiave di contrasto come indicato nel manuale d'uso.
- For disassembly of the tools use always the contrast key as mentioned in the user instructions.
- Fuer das Abmontieren der Werkzeuge immer den Gegenschlüssel benutzen wie in der Bedienungsanleitung erwaeht.



| Cod. MT | Mandrino Spindle Spindel | I | RPM | Coppia Max Max Torque Max Drehmoment | Lubrificazione int. Coolant through Innenkuehlung | Lubrificazione est. Ext. coolant Aussekkuehlung | CHIAVI INCLUSE Keys included Schluessel inbegriffen | | | |
|------------|--------------------------|-----|------|--------------------------------------|---|---|---|--------|------------|---------|
| GDW0440120 | ERA20 | 1:1 | 6000 | 30Nm | | X | CHUB22 | CHUB36 | CHTAER20ZC | CHESL10 |
| GDW0440220 | ERA20 | 1:1 | 6000 | 30Nm | P=70bar | X | CHUB22 | CHUB36 | CHTAER20ZC | CHESL10 |

GOODWAY

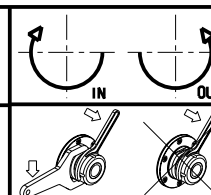
MOD: GS2000/2600/2800/3000/3300/3600/4000 12ST. - GMS2000 12ST.

MODULO MOTORIZZATO ORIENTABILE +/-90°

+/-90° adjustable angle driven tool

Angetriebenes Werkzeug schwenkbar +/-90°

Subject to change without notice.



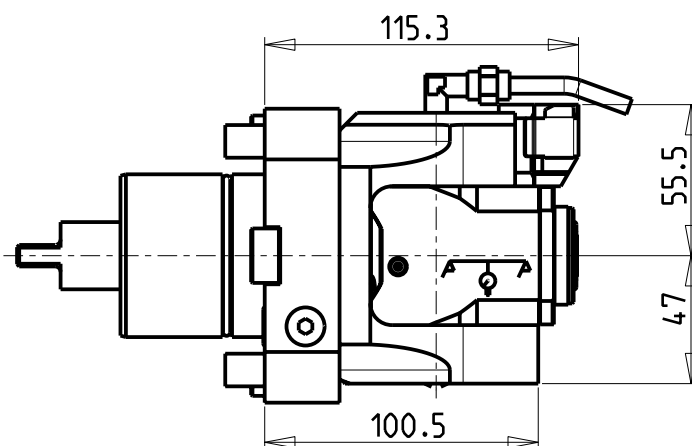
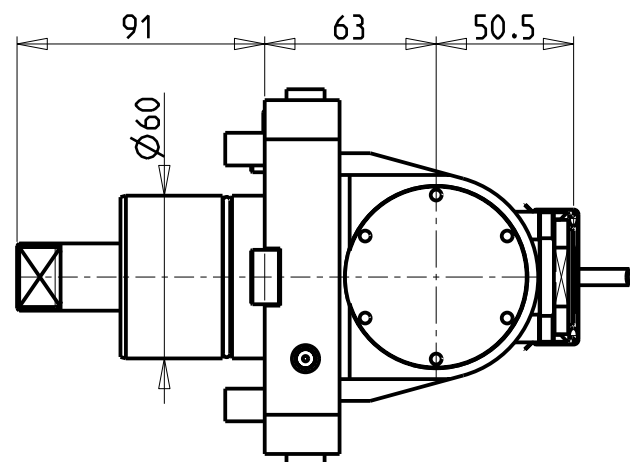
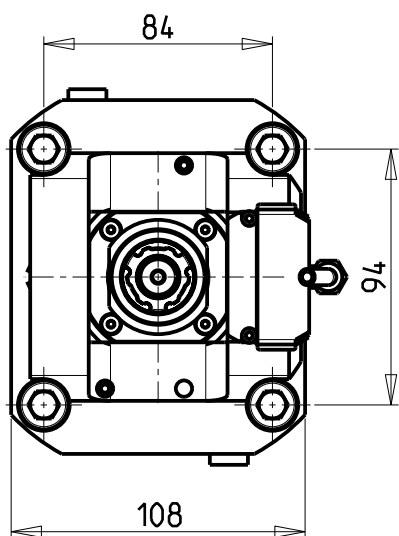
M.T. srl

Via Casino Albini 480
Tel. 0541/956034-957884
Fax 0541/956341
47842 S. GIOVANNI IN M. (RN)
e-mail: mtma@mtmarchetti.com
http://www.mtmarchetti.com

PRODUZIONE MODULI ROTANTI

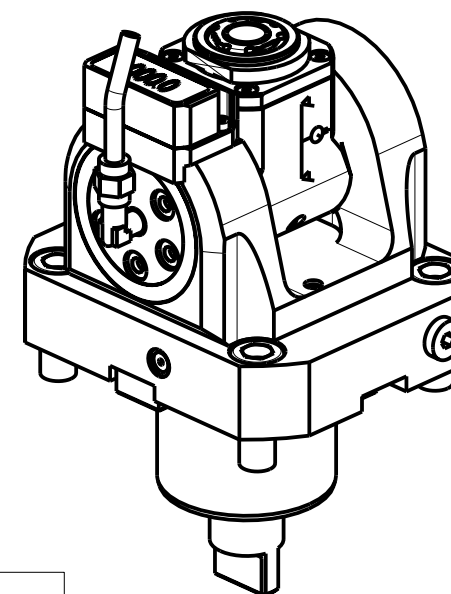


PAGINA GDW 335-1-00



ATTENZIONE - ATTENTION - ACHTUNG

- Per lo smontaggio degli utensili utilizzare sempre la chiave di contrasto come indicato nel manuale d'uso.
- For disassembly of the tools use always the contrast key as mentioned in the user instructions.
- Fuer das Abmontieren der Werkzeuge immer den Gegenschlüssel benutzen wie in der Bedienungsanleitung erwäehnt.



| Cod. MT | Mandrino Spindle Spindel | I | RPM | Coppia Max Max Torque Max Drehmoment | Lubrificazione int. Coolant through Innenkuehlung | Lubrificazione est. Ext. coolant Aussenkuehlung | CHIAVI INCLUSE Keys included Schluessel inbegriffen | | | |
|------------|--------------------------|-----|------|--------------------------------------|---|---|---|--------|------------|---------|
| GDW0445120 | ERA20 | 1:1 | 6000 | 30Nm | - | X | CHUB22 | CHUB36 | CHTAER20ZC | CHESL10 |
| GDW0445220 | ERA20 | 1:1 | 6000 | 30Nm | P=70bar | X | CHUB22 | CHUB36 | CHTAER20ZC | CHESL10 |

GOODWAY

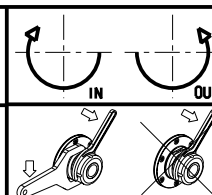
MOD: GS2000/2600/2800/3000/3300/3600/4000 12ST. - GMS2000 12ST.

MODULO MOTORIZZATO ORIENTABILE +/-90° CON NONIO DIGITALE

+/-90° adjustable angle driven tool with digital display

Angetriebenes Werkzeug schwenkbar +/-90° mit digital display

Subject to change without notice.



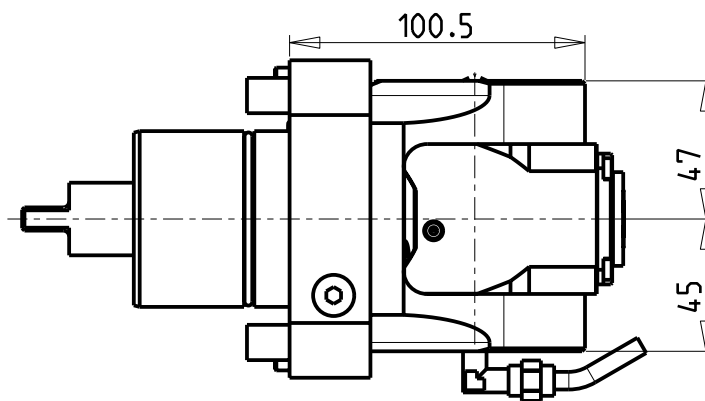
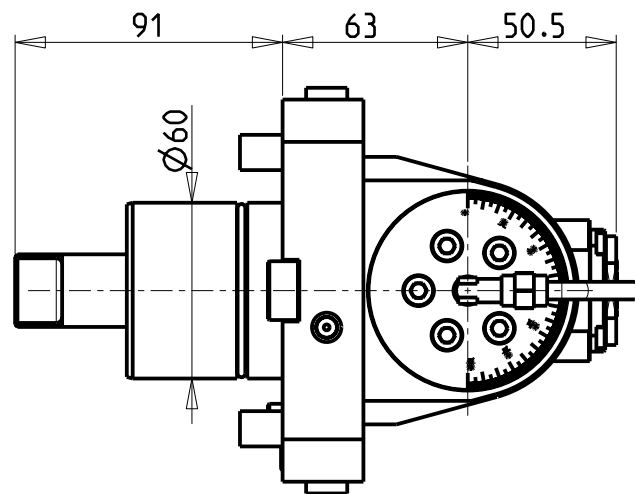
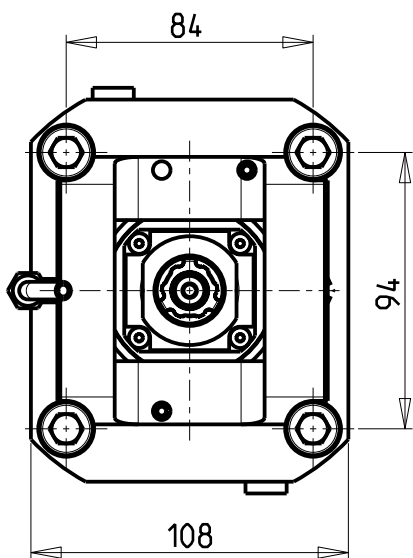
M.T. srl

Via Casino Albini 480
Tel. 0541/956034-957884
Fax 0541/956341
47842 S. GIOVANNI IN M. (RN)
e-mail: mtma@mtmarchetti.com
http://www.mtmarchetti.com

PRODUZIONE MODULI ROTANTI

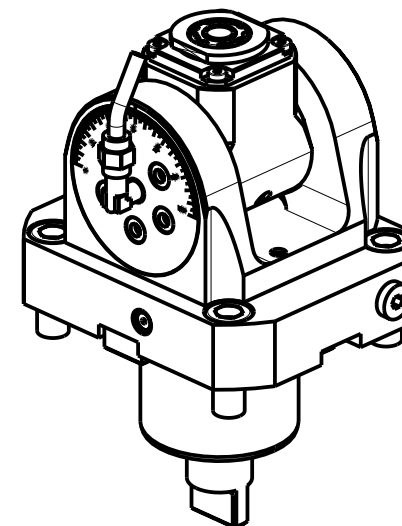


PAGINA GDW 335-1-01



ATTENZIONE - ATTENTION - ACHTUNG

- Per lo smontaggio degli utensili utilizzare sempre la chiave di contrasto come indicato nel manuale d'uso.
- For disassembly of the tools use always the contrast key as mentioned in the user instructions.
- Fuer das Abmontieren der Werkzeuge immer den Gegenschlüssel benutzen wie in der Bedienungsanleitung erwäehnt.



| Cod. MT | Mandrino Spindle Spindel | I | RPM | Coppia Max Max Torque Max Drehmoment | Lubrificazione int. Coolant through Innenkuehlung | Lubrificazione est. Ext. coolant Aussenkuehlung | CHIAVI INCLUSE Keys included Schluessel inbegriffen | | | |
|------------|--------------------------|-----|-------|--------------------------------------|---|---|---|--------|------------|---------|
| GDW0440316 | ERA16 | 1:2 | 12000 | 8Nm | | X | CHUB19_SP3 | CHUB32 | CHTAER16ZC | CHESL10 |
| GDW0440416 | ERA16 | 1:2 | 12000 | 8Nm | P=70bar | X | CHUB19_SP3 | CHUB32 | CHTAER16ZC | CHESL10 |

GOODWAY

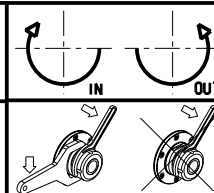
MOD: GS2000/2600/2800/3000/3300/3600/4000 12ST. - GMS2000 12ST.

MODULO MOTORIZZATO ORIENTABILE +/-90° MOLTIPLICATO I=1:2

+/-90° adjustable angle driven tool geared-up I=1:2

Angetriebenes Werkzeug schwenkbar +/-90° uebersetzt I=1:2

Subject to change without notice.



M.T. srl

Via Casino Albini 480

Tel. 0541/956034-957884

Fax 0541/956341

47842 S. GIOVANNI IN M. (RN)

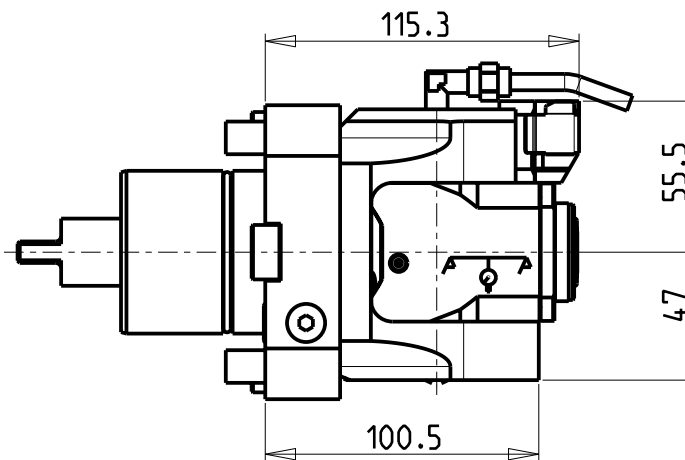
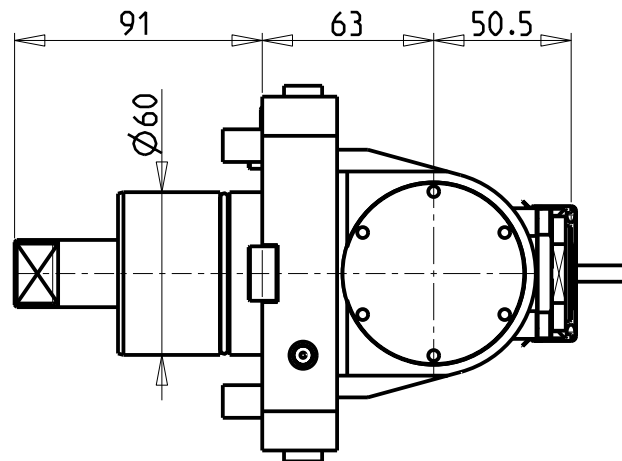
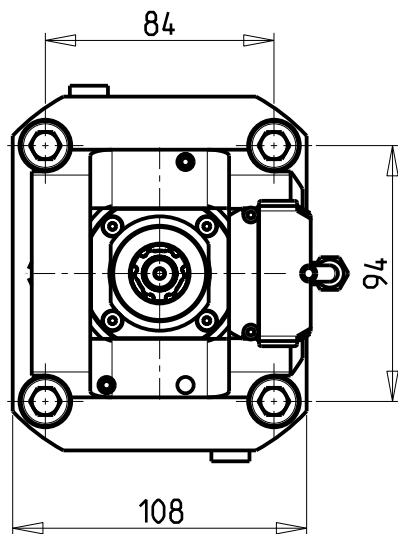
e-mail: mtma@mtmarchetti.com

http://www.mtmarchetti.com

PRODUZIONE MODULI ROTANTI

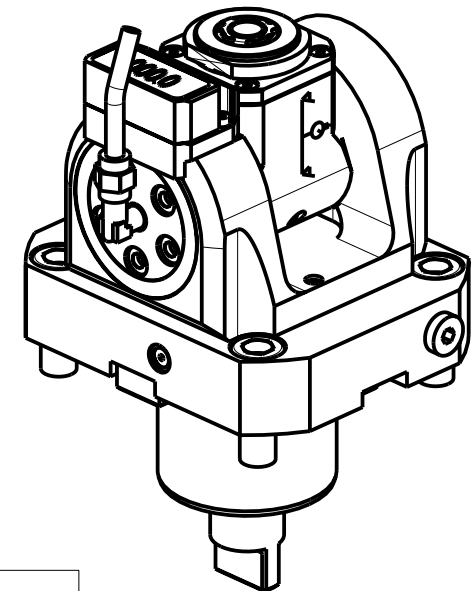


PAGINA GDW 336-1-00



ATTENZIONE - ATTENTION - ACHTUNG

- Per lo smontaggio degli utensili utilizzare sempre la chiave di contrasto come indicato nel manuale d'uso.
- For disassembly of the tools use always the contrast key as mentioned in the user instructions.
- Fuer das Abmontieren der Werkzeuge immer den Gegenschlüssel benutzen wie in der Bedienungsanleitung erwäehnt.



| Cod. MT | Mandrino Spindle Spindel | I | RPM | Coppia Max Max Torque Max Drehmoment | Lubrificazione int. Coolant through Innenkuehlung | Lubrificazione est. Ext. coolant Aussenkuehlung | CHIAVI INCLUSE Keys included Schluessel inbegriffen | | | |
|------------|--------------------------|-----|-------|--------------------------------------|---|---|---|--------|------------|---------|
| GDW0445316 | ERA16 | 1:2 | 12000 | 8Nm | - | X | CHUB19_SP3 | CHUB32 | CHTAER16ZC | CHESL10 |
| GDW0445416 | ERA16 | 1:2 | 12000 | 8Nm | P=70bar | X | CHUB19_SP3 | CHUB32 | CHTAER16ZC | CHESL10 |

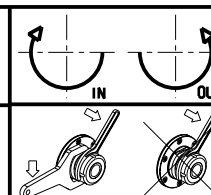
GOODWAY

MOD: GS2000/2600/2800/3000/3300/3600/4000 12ST. - GMS2000 12ST.

MODULO MOTORIZZATO ORIENTABILE +/-90° MOLTIPLICATO I=1:2 CON NONIO DIGITALE

+/-90° adjustable angle driven tool geared-up I=1:2 with digital display

Angetriebenes Werkzeug schwenkbar +/-90° uebersetzt I=1:2 mit digital display



M.T. srl

Via Casino Albini 480
Tel. 0541/956034-957884
Fax 0541/956341
47842 S. GIOVANNI IN M. (RN)
e-mail: mtma@mtmarchetti.com
http://www.mtmarchetti.com

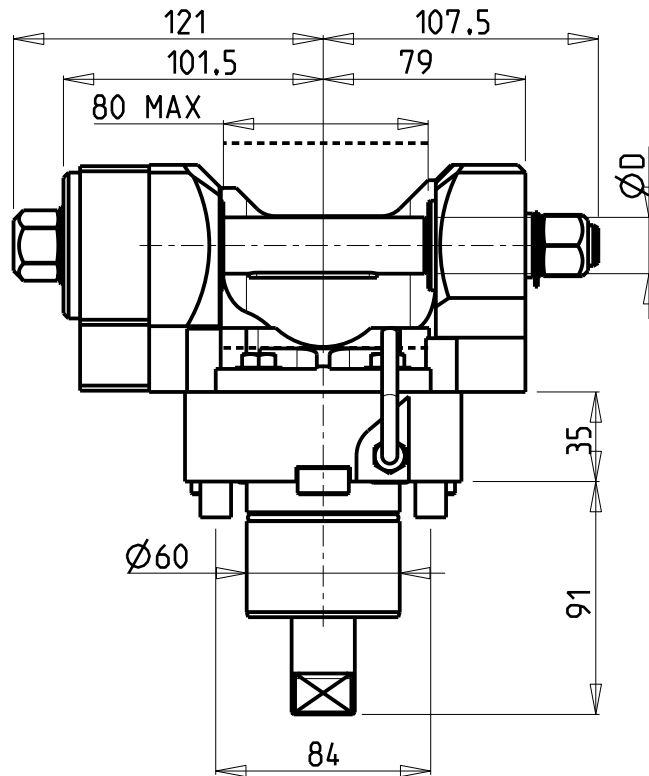
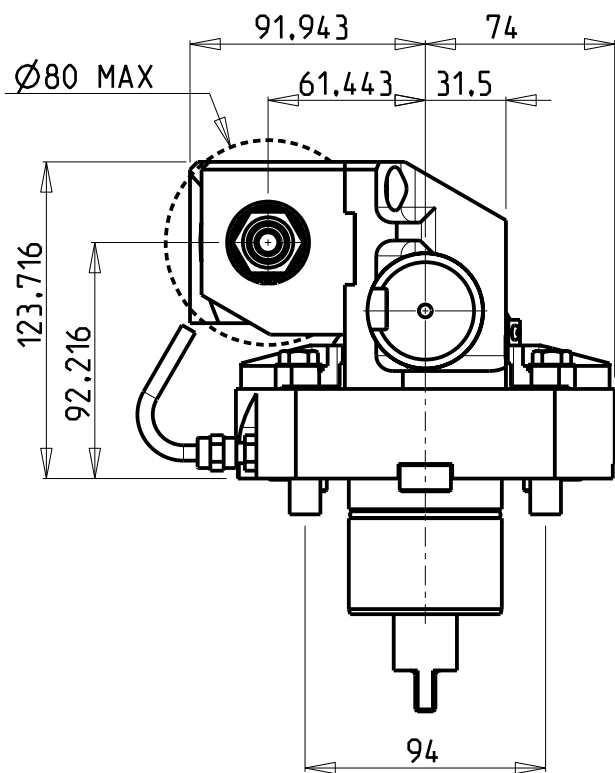
PRODUZIONE MODULI ROTANTI



PAGINA GDW 336-1-01

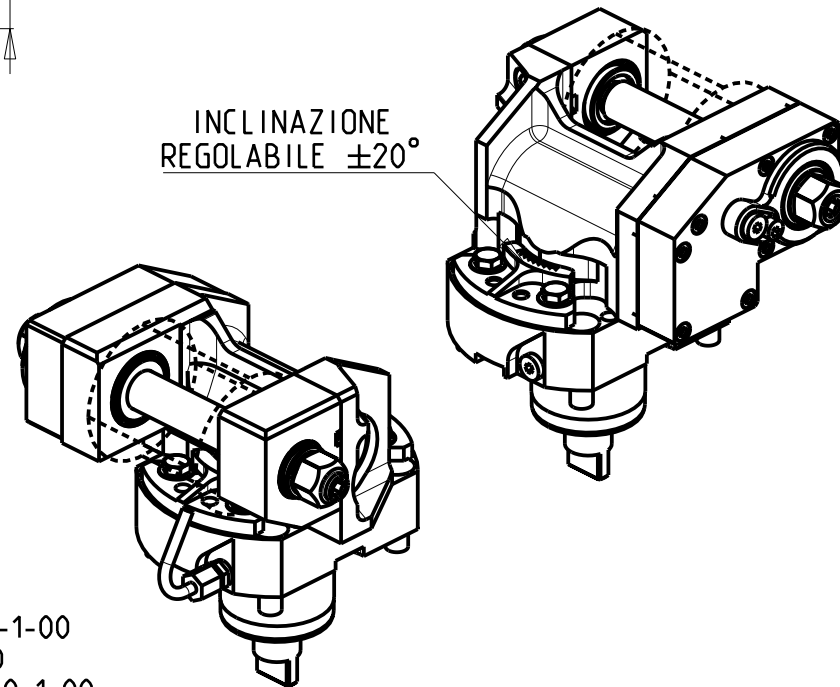
Subject to change without notice.

10/2018



- SU RICHIESTA E' DISPONIBILE UNA STAFFA ANTIROTAZIONE PER LAVORAZIONI PESANTI
- On request we arrange antirotationscrew for heavy working
- Auf Anfrage verfuegen wir ueber Antirotationbolzen fuer schwere Verarbeitungen

INCLINAZIONE
REGOLABILE ±20°



DOTAZIONI - SUPPLIED WITH - AUSSTATTUNG

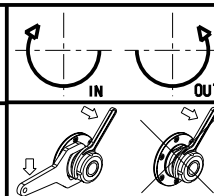
- | | |
|-----------|---|
| mm / inch | - N°1 ALBERO + DISTANZIALI - N°1 SHAFT + SPACER - N°1 DORN + ABSTANDSSTUECK |
|-----------|---|

PER ALBERI E DISTANZIALI VEDI PAG. TBL250-1-00
FOR SHAFT END SPACER SEE PAGE TBL250-1-00
FUER DORN UND ABSTANDSSTUECK SEITE TBL250-1-00

| Cod. MT | i | RPM max | Coppia Max Max Torque Max Drehmoment | Reversibile lato mandrino/contromandrino Reversible sub/main spindle side Umkehrbare Spindel-seite/ Gegenspindel-seite | Lubrificazione est. Ext. coolant Aussenkuehlung | D (mm) | D (Inch) | CHIAVI INCLUSE Keys included Schlüssel inbegriffen | | | |
|------------|-----|------------|--|---|---|-------------|----------------|--|--------|---------|---------|
| | | | | | | | | CHUB24 | CHUB13 | CHESL08 | CHESL10 |
| GDW0231100 | 1:1 | 6000 | 60Nm | X | X | 16-22-27-32 | 3/4"-1"-1 1/4" | CHUB24 | CHUB13 | CHESL08 | CHESL10 |
| GDW0232100 | 2:1 | 3000 | 80Nm | X | X | 16-22-27-32 | 3/4"-1"-1 1/4" | CHUB24 | CHUB13 | CHESL08 | CHESL10 |

GOODWAY
MOD: GS2000/2600/2800/3000/3300/3600/4000 12ST. - GMS2000 12ST.

MODULO MOTORIZZATO PORTACREATORE
Driven gear hobber
Angetriebenes Zahnradwaeltzraes-Werkzeug



M.T. srl
Via Casino Albini 480
Tel. 0541/956034-957884
Fax 0541/956341
47842 S. GIOVANNI IN M. (RN)
e-mail: mtma@mtmarchetti.com
http://www.mtmarchetti.com

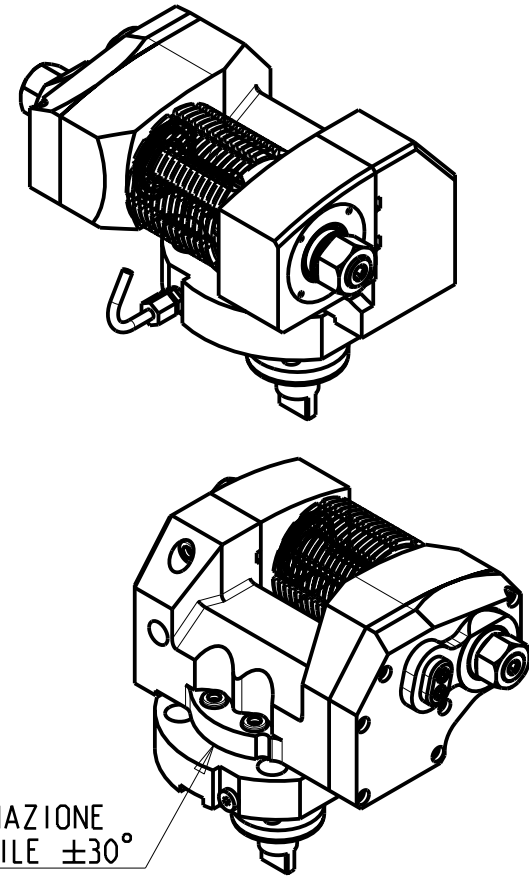
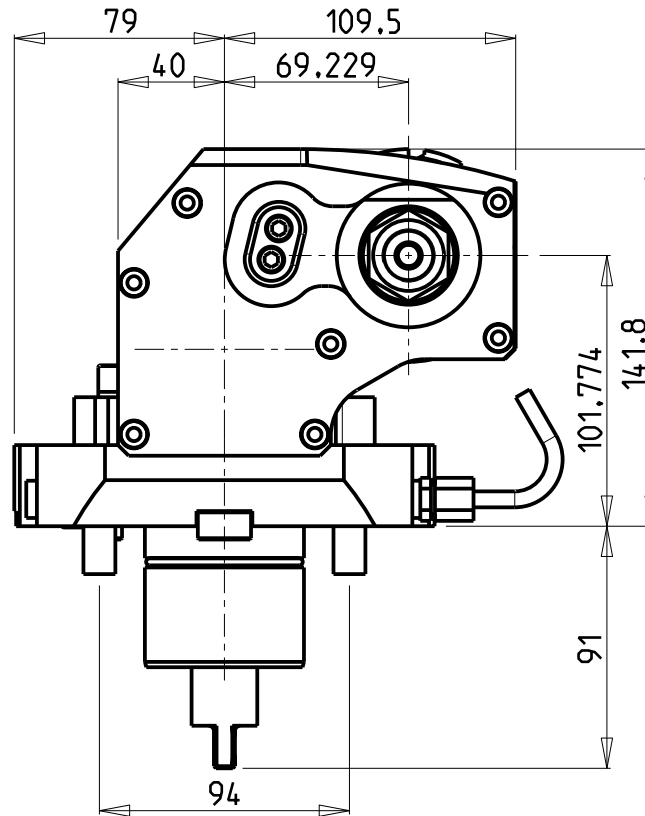
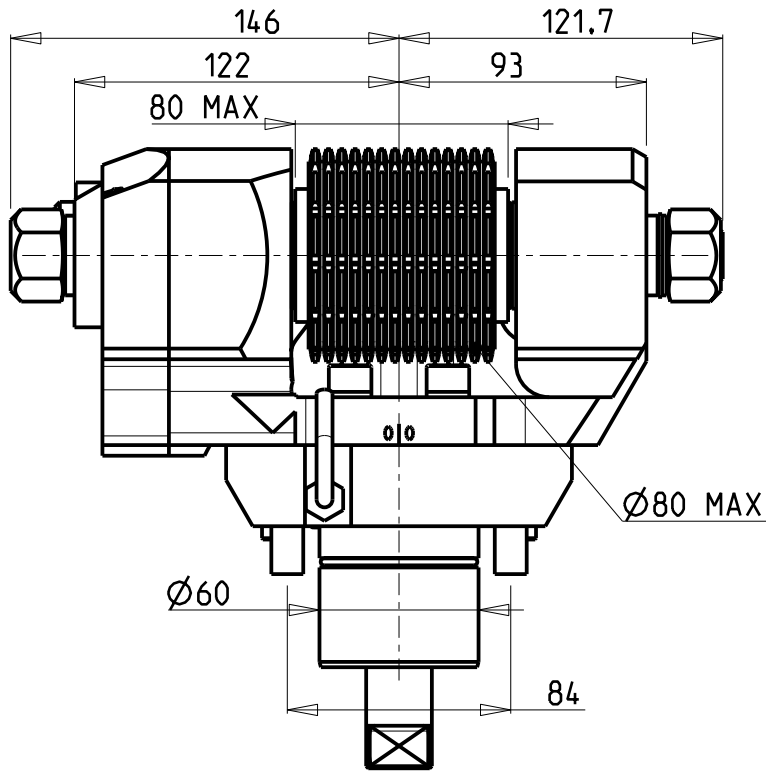
PRODUZIONE MODULI ROTANTI



PAGINA GDW 340-1-00

Subject to change without notice.

10/2018



INCLINAZIONE
REGOLABILE $\pm 30^\circ$

DOTAZIONI - SUPPLIED WITH - AUSSTATTUNG

- | mm / inch | |
|-----------|-----------------------------|
| | - N°1 ALBERO + DISTANZIALI |
| | - N°1 SHAFT + SPACER |
| | - N°1 DORN + ABSTANDSSTUECK |

PER ALBERI E DISTANZIALI VEDI PAG. TBL250-1-00
FOR SHAFT END SPACER SEE PAGE TBL250-1-00
FUER DORN UND ABSTANDSSTUECK SEITE TBL250-1-00

| Cod. MT | i | RPM max | Coppia Max Max Torque Max Drehmoment | Reversibile lato mandrino/contromandrino Reversible sub/main spindle side Umkehrbare Spindel-seite/ Gegenspindel-seite | Lubrificazione est. Ext. coolant Aussenkuehlung | D (mm) | D (Inch) | CHIAVI INCLUSE Keys included Schlüssel inbegriffen | | | |
|-------------|-----|------------|--|---|---|-------------|----------------|--|---------|---------|----------------------|
| | | | | | | | | CHUB30 | CHESL08 | CHESL10 | CHUB24 (Ø16 / Ø3/4") |
| GDW 0241100 | 1:1 | 6000 | 90Nm | X | X | 16-22-27-32 | 3/4"-1"-1 1/4" | CHUB30 | CHESL08 | CHESL10 | CHUB24 (Ø16 / Ø3/4") |
| GDW 0242100 | 2:1 | 3000 | 110Nm | X | X | 16-22-27-32 | 3/4"-1"-1 1/4" | CHUB30 | CHESL08 | CHESL10 | CHUB24 (Ø16 / Ø3/4") |

GOODWAY

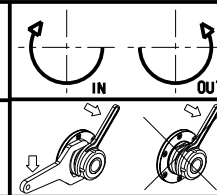
MOD: GS2000/2600/2800/3000/3300/3600/4000 12ST. - GMS2000 12ST.

MODULO MOTORIZZATO PORTACREATORE MAGGIORATO

Reinforced driven gear hobber

Angetriebenes Zahnradwaeltzfraes-Werkzeug vergroessert

Subject to change without notice.



M.T. srl

Via Casino Albini 480

Tel. 0541/956034-957884

Fax 0541/956341

47842 S. GIOVANNI IN M. (RN)

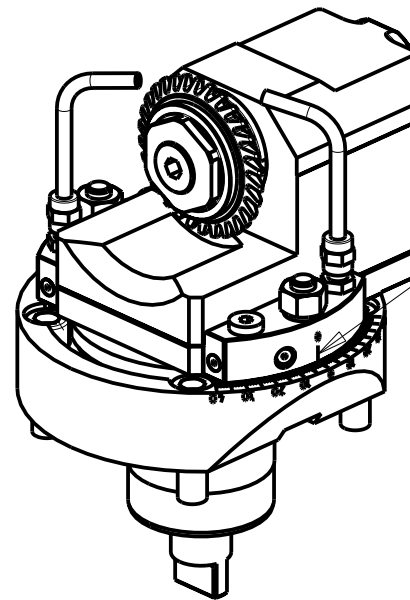
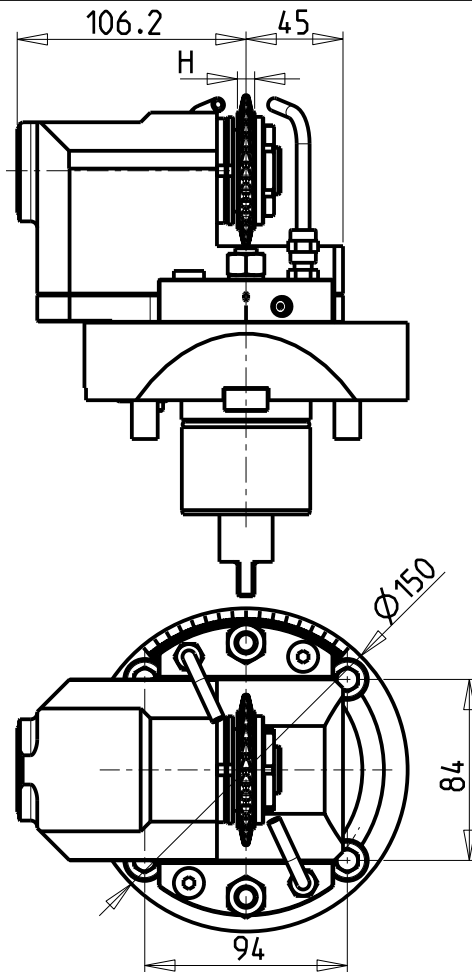
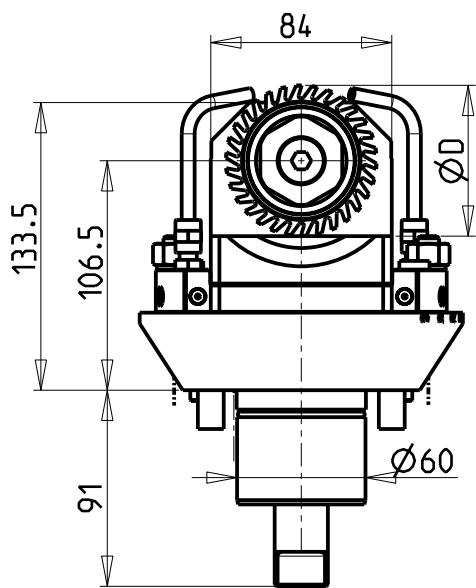
e-mail: mtma@mtmarchetti.com

http://www.mtmarchetti.com

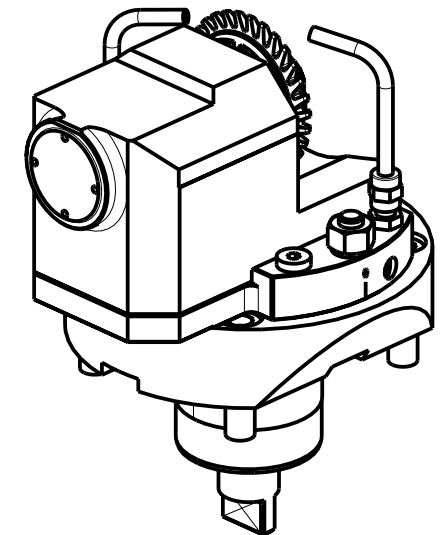
PRODUZIONE MODULI ROTANTI



PAGINA GDW 340-1-60



INCLINAZIONE
REGOLABILE ±31°



| Cod. MT | Mandrino Spindle Spindel | I | RPM | Coppia Max Max Torque Max Drehmoment | Reversibile lato mandrino/contromandrino Reversible sub/main spindle side Umkehrbare Spindel-seite/ Gegenspindel-seite | Lubrificazione est. Ext. coolant Auslenkuehlung | ØD | H | CHIAVI INCLUSE Keys included Schluessel einbegriffen | | | |
|-------------|--------------------------------|-----|------|--|---|---|----------|--------|--|--------|---------|---------|
| GDW 0258022 | Ø22x12 | 1:1 | 6000 | 50Nm | X | X | 63-70-80 | MAX 12 | CHUB38 | CHUB17 | CHESL10 | CHESL08 |
| GDW 0258125 | Ø1"x12 | 1:1 | 6000 | 50Nm | X | X | 63-70-80 | MAX 12 | CHUB38 | CHUB17 | CHESL10 | CHESL08 |

GOODWAY

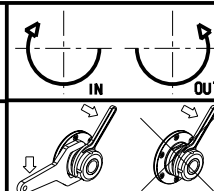
MOD: GS2000/2600/2800/3000/3300/3600/4000 12ST. - GMS2000 12ST.

MODULO MOTORIZZATO PER VITI SENZA FINE

Driven tool for worm screws

Angetriebenes Werkzeug fuer schrauben ohne ende

Subject to change without notice.



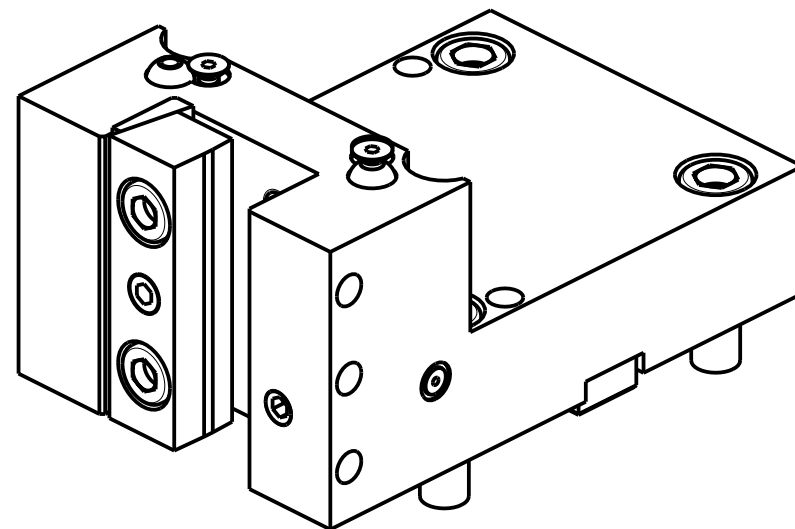
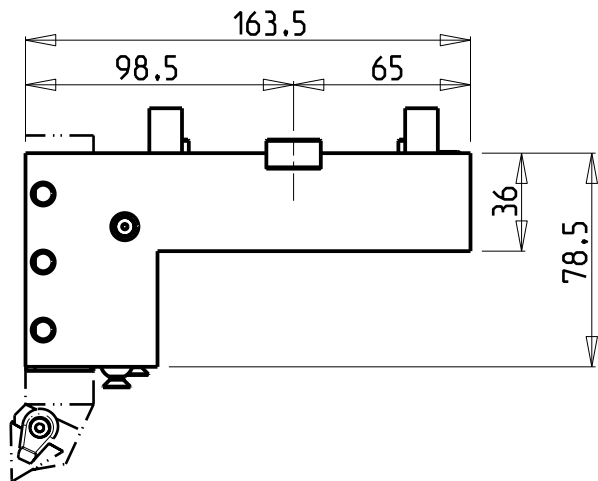
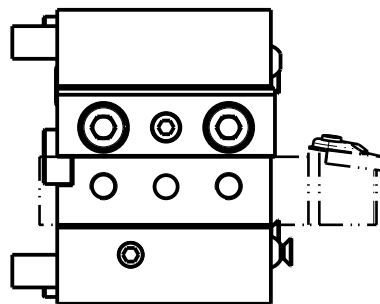
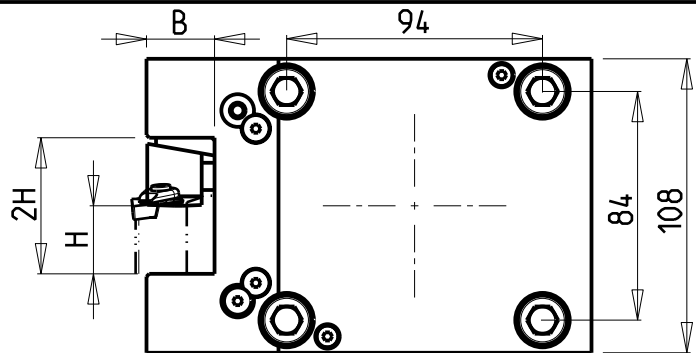
M.T. srl

Via Casino Albini 480
Tel. 0541/956034-957884
Fax 0541/956341
47842 S. GIOVANNI IN M. (RN)
e-mail: mtma@mtmarchetti.com
http://www.mtmarchetti.com

PRODUZIONE MODULI ROTANTI



PAGINA GDW 359-1-00



| Cod. MT | N°Utensili N°Tools N°Werkzeuge | Reversibile lato mandrino/contromandrino Reversible sub/main spindle side Umkehrbare Spindel-seite/ Gegenspindel-seite | Misure Dimensions Masse | B | H |
|-------------|--------------------------------------|---|-------------------------------|----|----|
| GDW 0072500 | 1/2 | X | mm | 25 | 25 |
| GDW 0072540 | 1/2 | X | Inch | 1" | 1" |

GOODWAY
 MOD: GS2000/2600/2800/3000/3300/3600/4000 12ST. - GMS2000 12ST.

PORTAUTENSILE RADIALE SINGOLO QD=25mm / QD=1"
 Radial single static tool QD=25mm / QD=1"
 Radial Single-Werkzeughalter QD=25mm / QD=1"

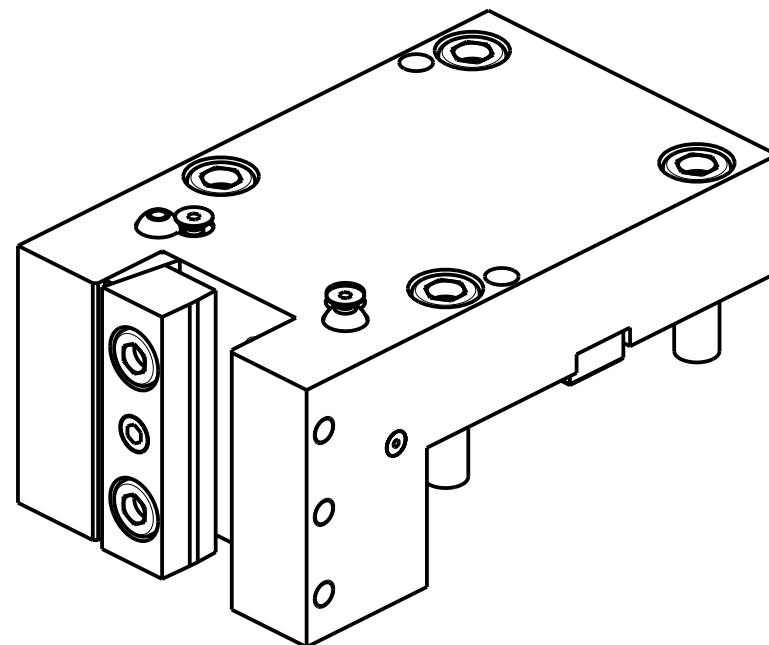
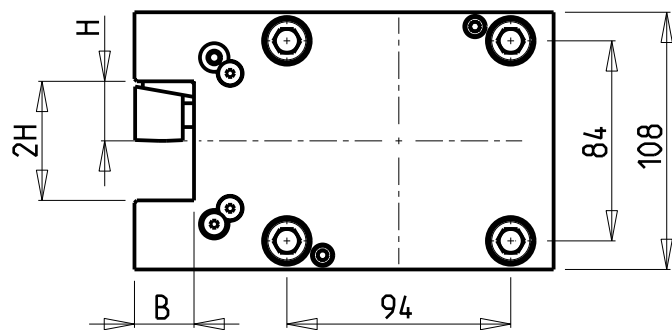
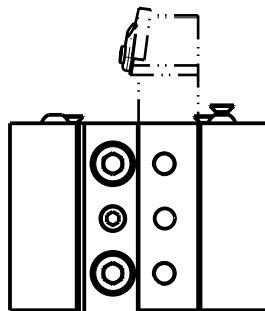
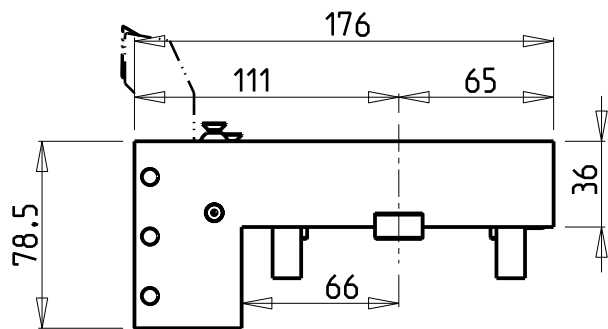
Subject to change without notice.

M.T. srl
 Via Casino Albini 480
 Tel. 0541/956034-957884
 Fax 0541/956341
 47842 S. GIOVANNI IN M. (RN)
 e-mail: mtma@mtmarchetti.com
<http://www.mtmarchetti.com>

PRODUZIONE MODULI ROTANTI



PAGINA GDW 423-1-00



| Cod. MT | N°Utensili N° Tools N° Werkzeuge | Misure Dimensions Masse | B | H |
|-------------|--|-------------------------------|----|----|
| GDW 0262500 | 1/2 | mm | 25 | 25 |
| GDW 0262540 | 1/2 | Inch | 1" | 1" |

GOODWAY
 MOD: GS2000/2600/2800/3000/3300/3600/4000 12ST. - GMS2000 12ST.

PORTAUTENSILE RADIALE SINGOLO ARRETRATO QD=25mm / QD=1"
 Radial rear-set single static tool QD=25mm / QD=1"
 Radial Single-Werkzeughalter zurueckversetzt QD=25mm / QD=1"

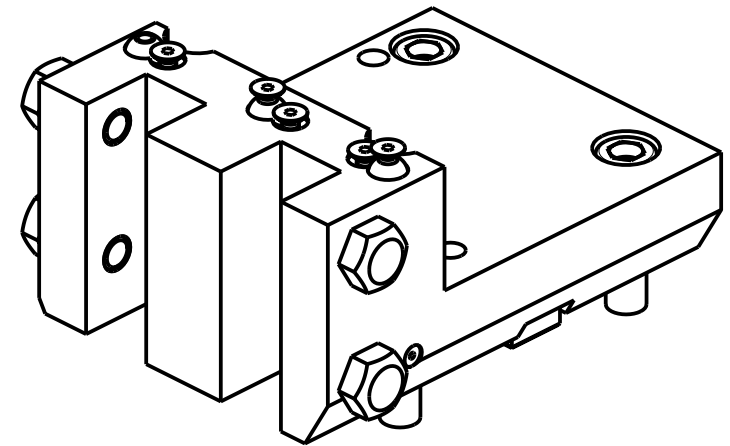
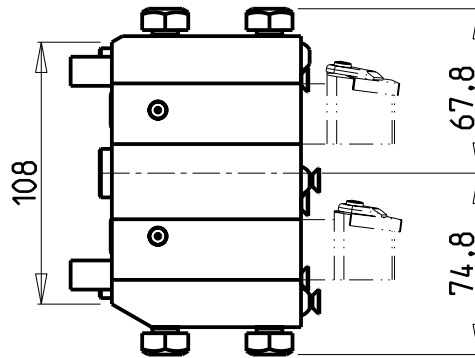
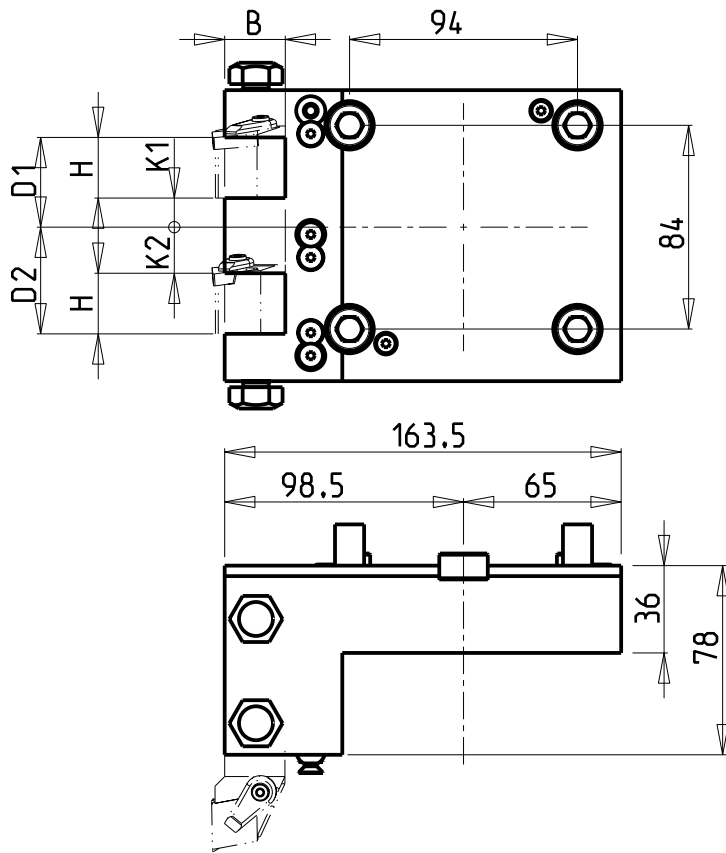
Subject to change without notice.

M.T. srl
 Via Casino Albini 480
 Tel. 0541/956034-957884
 Fax 0541/956341
 47842 S. GIOVANNI IN M. (RN)
 e-mail: mtma@mtmarchetti.com
 http://www.mtmarchetti.com

PRODUZIONE MODULI ROTANTI



PAGINA GDW 433-1-00



| Cod. MT | N°Utensili N°Tools N°Werkzeuge | Reversibile lato mandrino/contromandrino Reversible sub/main spindle side Umkehrbare Spindel-seite/ Gegenspindel-seite | Misure Dimensions Masse | H | B | K1 | K2 | D1 | D2 |
|-------------|--------------------------------------|---|-------------------------------|----|----|------|------|--------|--------|
| GDW 0092500 | 2 | X | mm | 25 | 25 | 12 | 19 | 37 | 44 |
| GDW 0092540 | 2 | X | Inch | 1" | 1" | 1/2" | 3/4" | 1 1/2" | 1 3/4" |

GOODWAY
 MOD: GS2000/2600/2800/3000/3300/3600/4000 12ST.

PORTAUTENSILE RADIALE SOVRAPPOSTO QD=25mm / QD=1"
 Radial single side twin static tool QD=25mm / QD=1"
 Radial Werkzeughalter ueberlagert QD=25mm / QD=1"

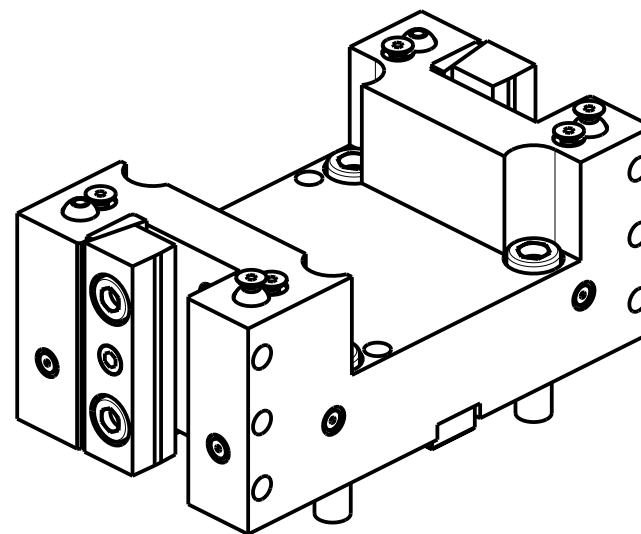
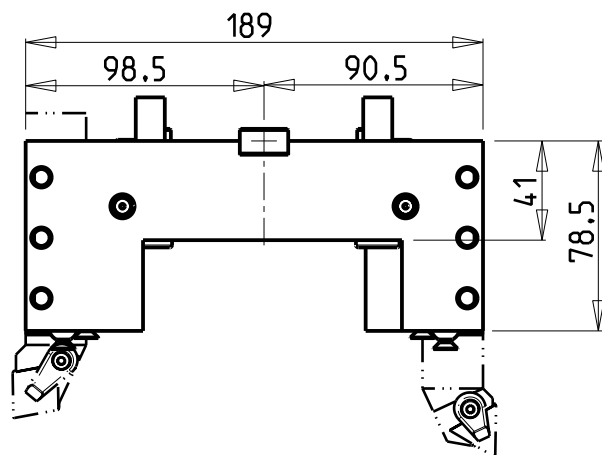
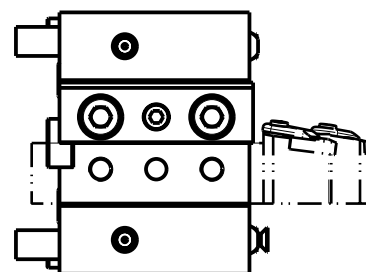
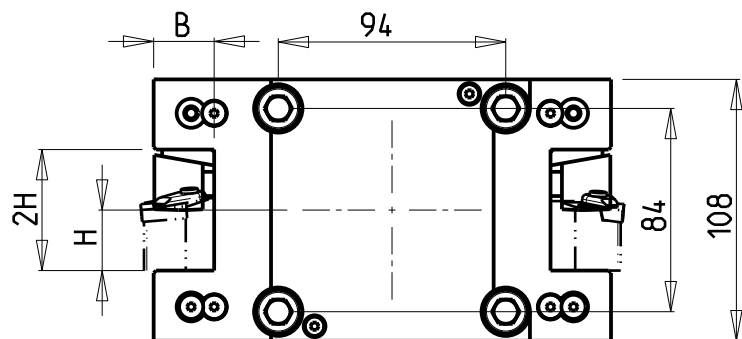
Subject to change without notice.

M.T. srl
 Via Casino Albini 480
 Tel. 0541/956034-957884
 Fax 0541/956341
 47842 S. GIOVANNI IN M. (RN)
 e-mail: mtma@mtmarchetti.com
 http://www.mtmarchetti.com

PRODUZIONE MODULI ROTANTI



PAGINA GDW 442-1-00



| Cod. MT | N°Utensili N°Tools N°Werkzeuge | Reversibile lato mandrino/contromandrino Reversible sub/main spindle side Umkehrbare Spindel-seite/ Gegenspindel-seite | Misure Dimensions Masse | B | H |
|-------------|--------------------------------------|---|-------------------------------|----|----|
| GDW 0082500 | 2/4 | X | mm | 25 | 25 |
| GDW 0082540 | 2/4 | X | Inch | 1" | 1" |

GOODWAY
 MOD: GS2000/2600/2800/3000/3300/3600/4000 12ST. - GMS2000 12ST.

PORTAUTENSILE RADIALE DOPPIO QD=25mm / QD=1"
 Radial double static tool QD=25mm / QD=1"
 Radial Doppel-Werkzeughalter QD=25mm / QD=1"

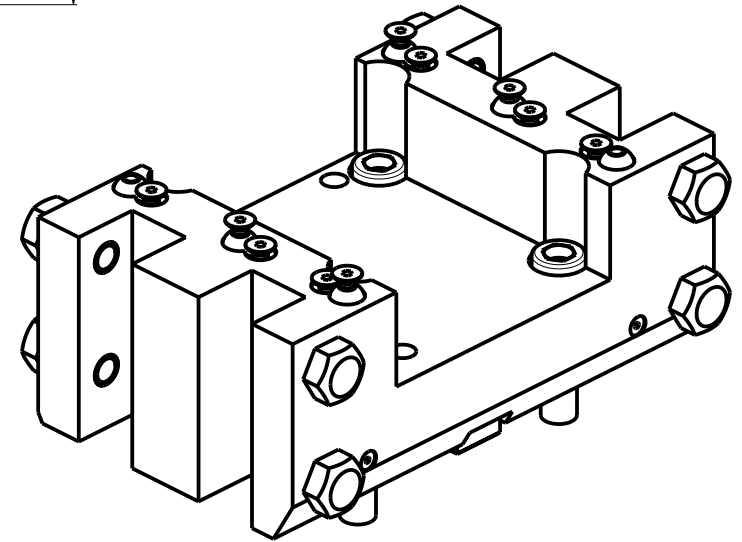
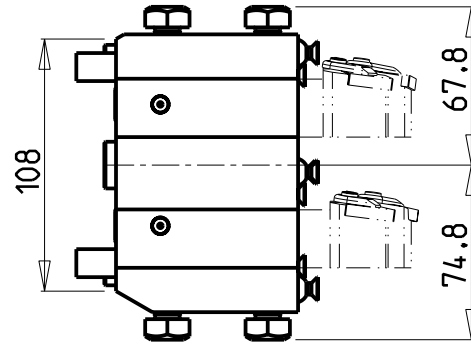
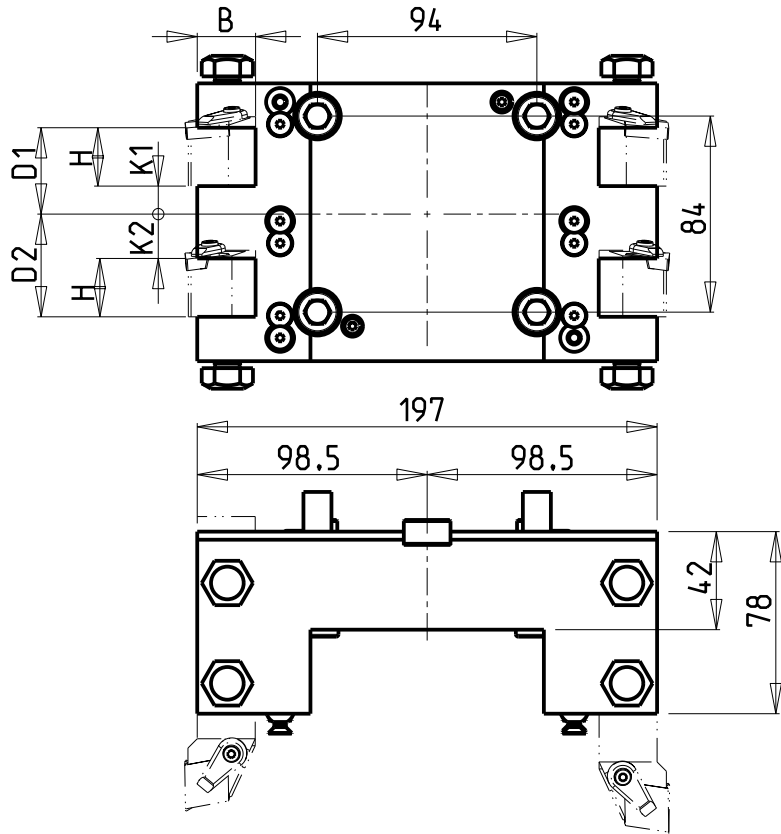
Subject to change without notice.

M.T. srl
 Via Casino Albini 480
 Tel. 0541/956034-957884
 Fax 0541/956341
 47842 S. GIOVANNI IN M. (RN)
 e-mail: mtma@mtmarchetti.com
<http://www.mtmarchetti.com>

PRODUZIONE MODULI ROTANTI



PAGINA GDW 453-1-00



| Cod. MT | N°Utensili N°Tools N°Werkzeuge | Reversibile lato mandrino/contromandrino Reversible sub/main spindle side Umkehrbare Spindel-seite/ Gegenspindel-seite | Misure Dimensions Masse | H | B | K1 | K2 | D1 | D2 |
|-------------|--------------------------------------|---|-------------------------------|----|----|------|------|--------|--------|
| GDW 0102500 | 4 | X | mm | 25 | 25 | 12 | 19 | 37 | 44 |
| GDW 0102540 | 4 | X | Inch | 1" | 1" | 1/2" | 3/4" | 1 1/2" | 1 3/4" |

GOODWAY
 MOD: GS2000/2600/2800/3000/3300/3600/4000 12ST.

PORTAUTENSILE RADIALE DOPPIO SOVRAPPONTO QD=25mm / QD=1"
 Radial double side twin static tool QD=25mm / QD=1"
 Radial Doppel-Werkzeughalter ueberlagert QD=25mm / QD=1"

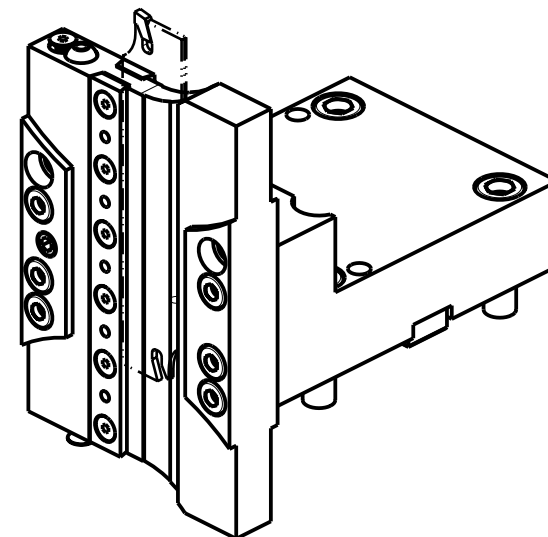
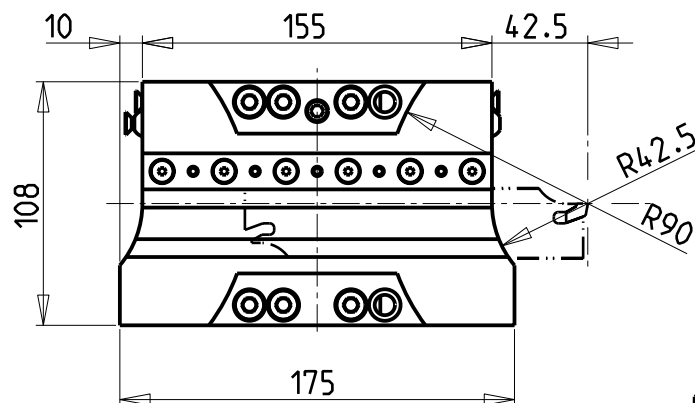
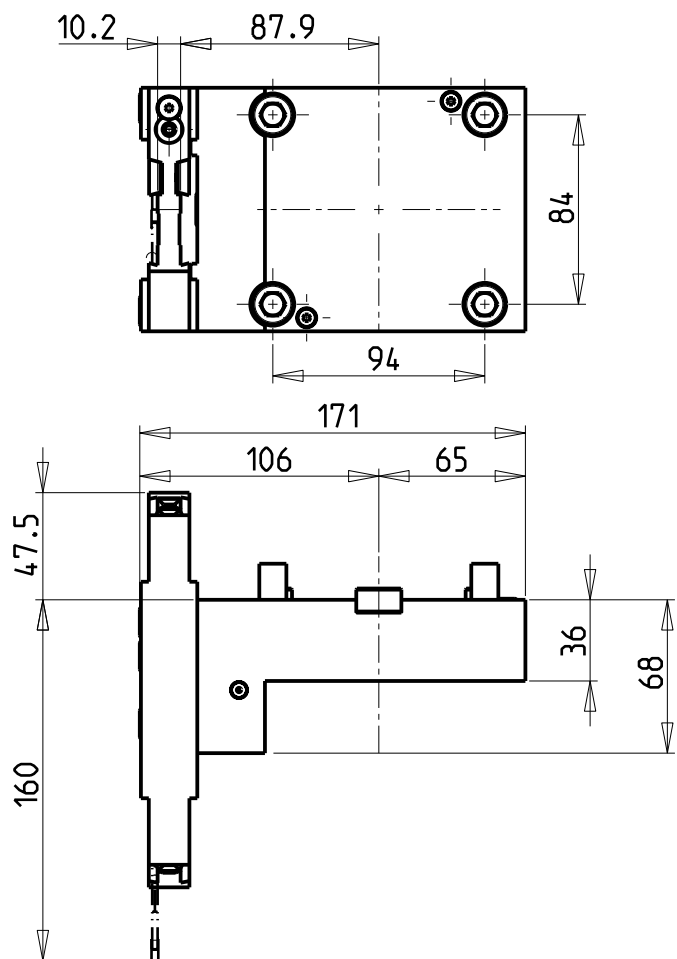
Subject to change without notice.

M.T. srl
 Via Casino Albini 480
 Tel. 0541/956034-957884
 Fax 0541/956341
 47842 S. GIOVANNI IN M. (RN)
 e-mail: mtma@mtmarchetti.com
 http://www.mtmarchetti.com

PRODUZIONE MODULI ROTANTI



PAGINA GDW 463-1-00



POSSIBILITA' DI LAVORO M3/M4
 OPTION OF M3/M4 WORKING
 ARBEITSMÖGLICHKEIT M3/M4

DOTAZIONI - SUPPLIED WITH - AUSSTATTUNG

N°1 - LAMA - BLADE - KLINGE ISCAR H=32 Sp. 3/4mm
 (KENNAMETAL OPTIONAL)

N°10 - INSERTI - INSERTS - EINLAGEN

N°1 - CHIAVE A T PER MONTAGGIO INSERTI
 - T-WRENCH FOR INSERT SET UP
 - T-SCHLUESSEL FUER EINSATZSTUECK-MONTAGE

Cod. MT

N°Utensili
 N°Tools
 N°Werkzeuge

GDW 0130132

1

GOODWAY

MOD: GS2000/2600/2800/3000/3300/3600/4000 12ST. - GMS2000 12ST.

PORTAUTENSILE PER LAMA DOPPIO

Radial double blade holder
 Radial Doppel-Abstechhalter

Subject to change without notice.

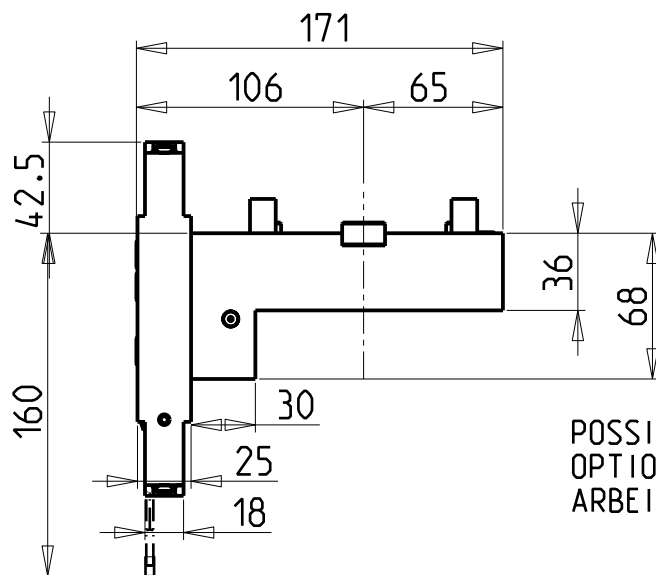
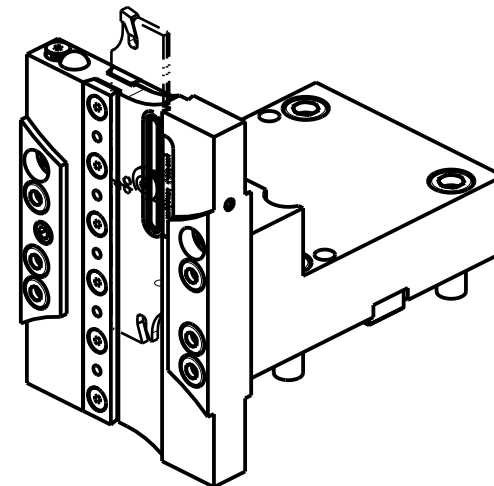
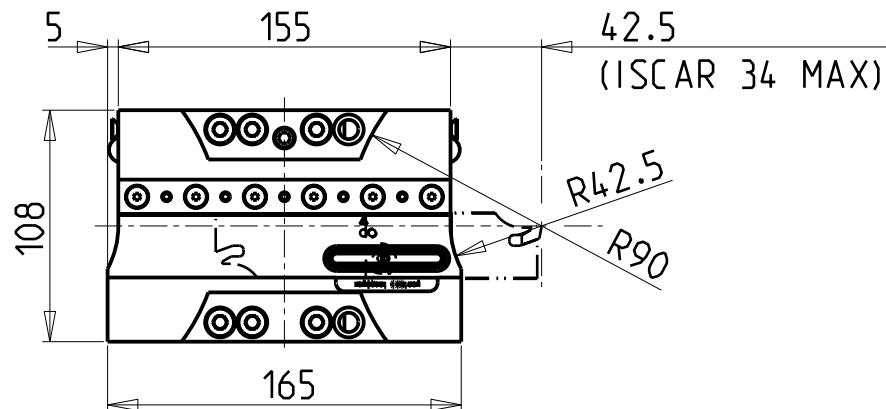
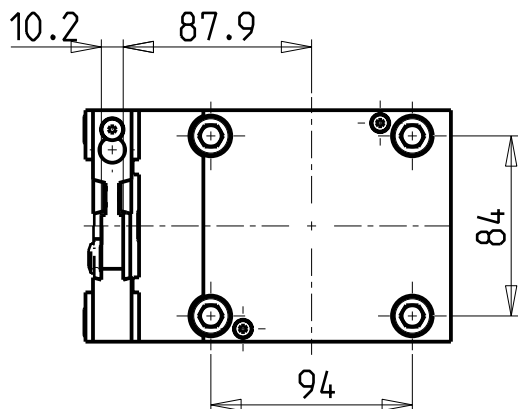
M.T. srl

Via Casino Albini 480
 Tel. 0541/956034-957884
 Fax 0541/956341
 47842 S. GIOVANNI IN M. (RN)
 e-mail: mtma@mtmarchetti.com
 http://www.mtmarchetti.com

PRODUZIONE MODULI ROTANTI



PAGINA GDW 520-1-00



POSSIBILITA' DI LAVORO M3/M4
 OPTION OF M3/M4 WORKING
 ARBEITSMÖGLICHKEIT M3/M4

**KIT LAME NON INCLUSI (OPZIONALI)
 BLADES NOT SUPPLIED WITH (OPTIONAL)
 KLINGEN NICHT INBEGRIFFEN (OPTIONAL)**

- LAMA-BLADE-KLINGE SANDVIK H=32 sp.3 cod. QD_NN2G60C 25A
 +INSERTI-INSERTS-EINLAGEN cod. QD_NG_0300_0002_CM_1145 (10 pz.)
- LAMA-BLADE-KLINGE SANDVIK H=32 sp.4 cod. QD_NN2H60C 25A
 +INSERTI-INSERTS-EINLAGEN cod. QD_NH_0400_0002_CM_1145 (10 pz.)
- LAMA-BLADE-KLINGE ISCAR H=32 sp.3 cod. SGFH_32K_3
 +INSERTI-INSERTS-EINLAGEN cod. 6011365 (10pz.)
- LAMA-BLADE-KLINGE ISCAR H=32 sp.4 cod. SGFH_32K_4
 +INSERTI-INSERTS-EINLAGEN cod. 6011366 (10pz.)
- LAMA-BLADE-KLINGE WALTER H=32 sp.3 cod. G2042.32N-3T45SX-P
 +INSERTI-INSERTS-EINLAGEN cod. SX-3E300N02-CE4 WSM33S (10pz.) + CHIAVE-KEY cod. FS1494
- LAMA-BLADE-KLINGE WALTER H=32 sp.4 cod. G2042.32N-4T50SX-P
 +INSERTI-INSERTS-EINLAGEN cod. SX-4E400N02-CE4 WSM33S (10pz.) + CHIAVE-KEY cod. FS1494

| Cod. MT | N°Utensili N°Tools N°Werkzeuge | Lubr.esterna Ext. coolant Aussenkuehlung | Lubr.interna Coolant through Innenkuehlung |
|-------------|--------------------------------------|--|--|
| GDW 0460132 | 1 | X | P=70bar |

GOODWAY
 MOD: GS2000/2600/2800/3000/3300/3600/4000 12ST. - GMS2000 12ST.

PORTAUTENSILE PER LAMA DOPPIO CON LUBRIFICAZIONE INTERNA
 Radial double blade holder with internal coolant
 Radial Doppel-Abstechhalter mit Innenkuehlung

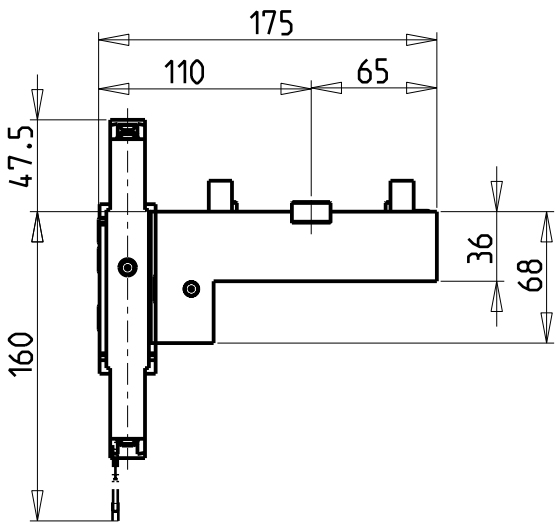
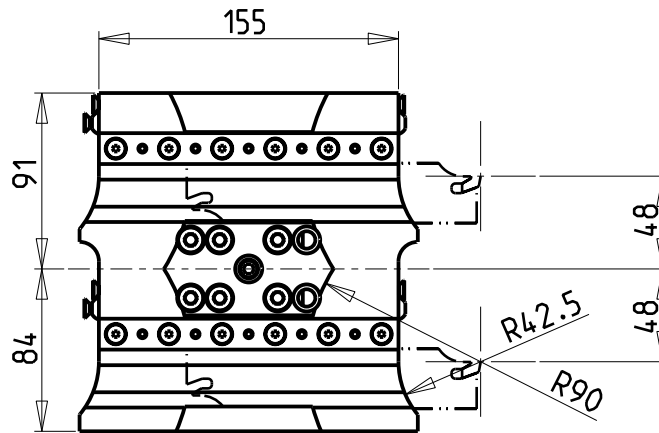
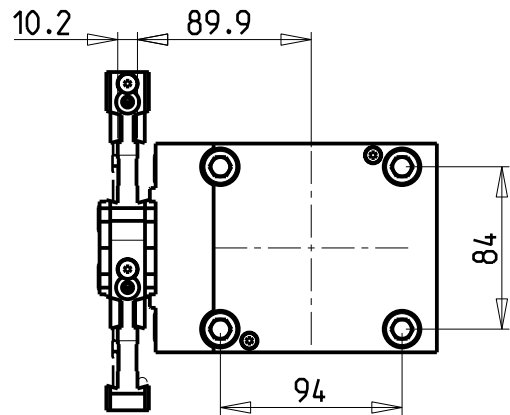
Subject to change without notice.

M.T. srl
 Via Casino Albini 480
 Tel. 0541/956034-957884
 Fax 0541/956341
 47842 S. GIOVANNI IN M. (RN)
 e-mail: mtma@mtmarchetti.com
 http://www.mtmarchetti.com

PRODUZIONE MODULI ROTANTI

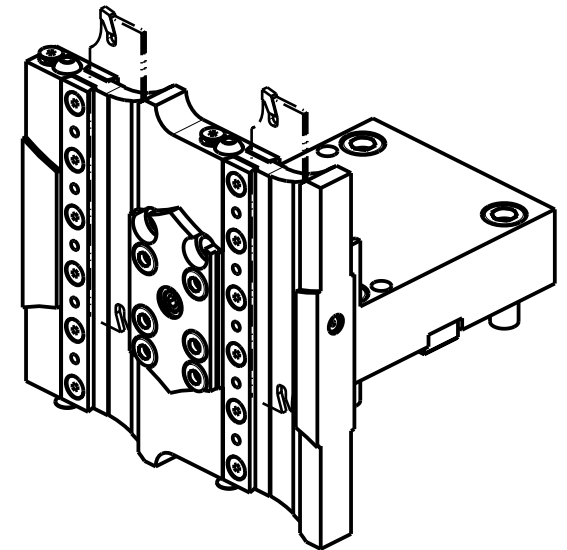


PAGINA GDW 520-1-04



POSSIBILITA' DI LAVORO M3/M4
 OPTION OF M3/M4 WORKING
 ARBEITSMOGLICHKEIT M3/M4

SOLO PER MACCHINE CON ASSE Y
 ONLY FOR Y-AXIS MACHINES
 NUR FUR MASCHINEN MIT ACHSE Y



DOTAZIONI - SUPPLIED WITH - AUSSTATTUNG

- N°1 - LAMA - BLADE - KLINGE ISCAR H=32 Sp. 3/4mm (KENNAMETAL OPTIONAL)
- N°10 - INSERTI - INSERTS - EINLAGEN
- N°1 - CHIAVE A T PER MONTAGGIO INSERTI
 - T-WRENCH FOR INSERT SET UP
 - T-SCHLUESSEL FUER EINSATZSTUECK-MONTAGE


| Cod. MT | N°Utensili N° Tools N° Werkzeuge |
|-------------|--|
| GDW 0270232 | 2 |

GOODWAY
 MOD: GS2000/2600/2800/3000/3300/3600/4000 12ST.
 PORTAUTENSILE PER LAMA DOPPIO E SOVRAPPOSTO
 Radial double twin-side blade holder
 Radial Doppel-Abstechhalter ueberlagert



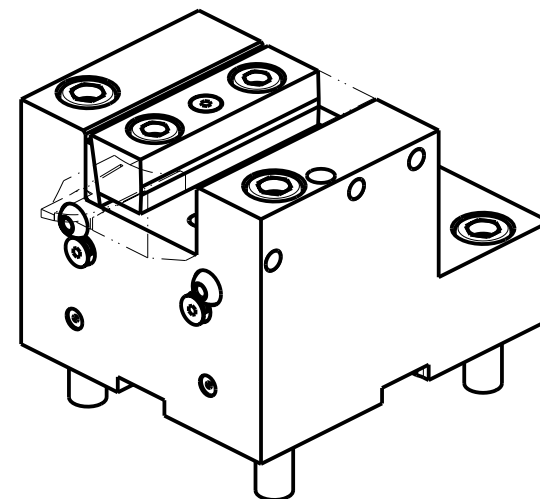
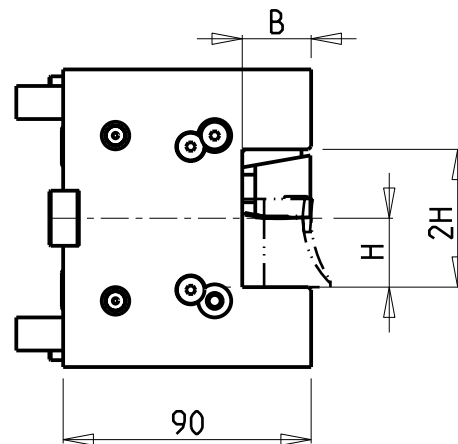
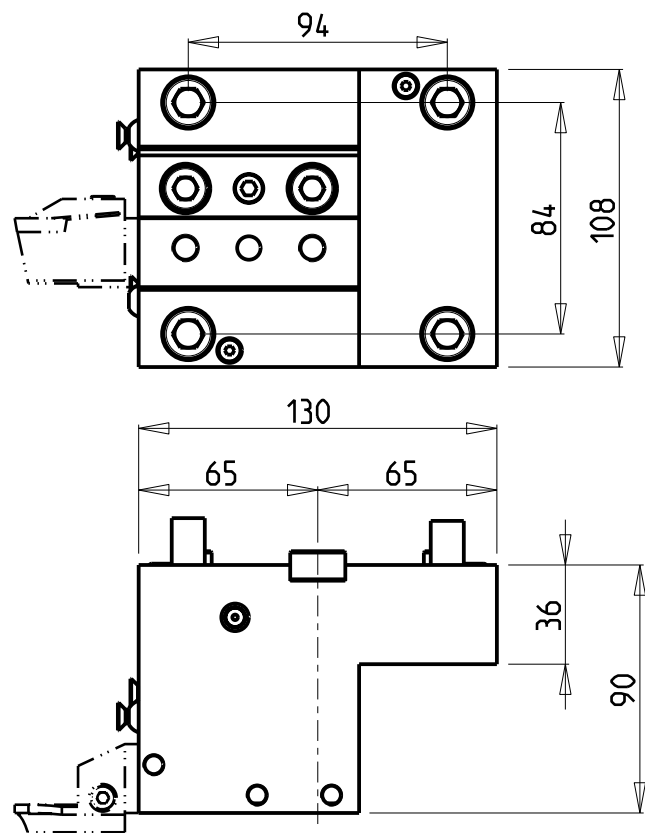
M.T. srl
 Via Casino Albini 480
 Tel. 0541/956034-957884
 Fax 0541/956341
 47842 S. GIOVANNI IN M. (RN)
 e-mail: mtma@mtmarchetti.com
 http://www.mtmarchetti.com

PRODUZIONE MODULI ROTANTI



PAGINA GDW525-1-00

Subject to change without notice.



| Cod. MT | N°Utensili N° Tools N°Werkzeuge | Reversibile lato mandrino/contromandrino Reversible sub/main spindle side Umkehrbare Spindel-seite/ Gegenspindel-seite | Misure Dimensions Masse | B | H |
|------------|---------------------------------------|---|-------------------------------|----|----|
| GDW0112500 | 1/2 | X | mm | 25 | 25 |
| GDW0112540 | 1/2 | X | Inch | 1" | 1" |

GOODWAY

MOD: GS2000/2600/2800/3000/3300/3600/4000 12ST. - GMS2000 12ST.

PORTAUTENSILE ASSIALE SINGOLO QD=25mm / QD=1"

Axial single static tool QD=25mm / QD=1"

Axial Single-Werkzeughalter QD=25mm / QD=1"

Subject to change without notice.

M.T. srl

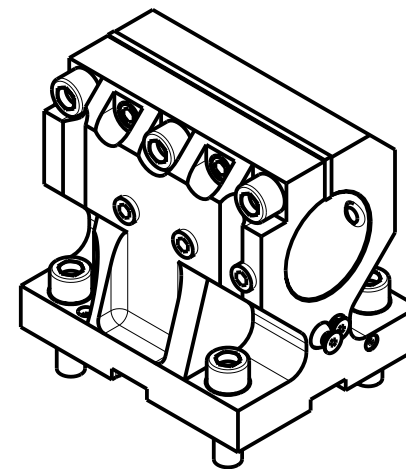
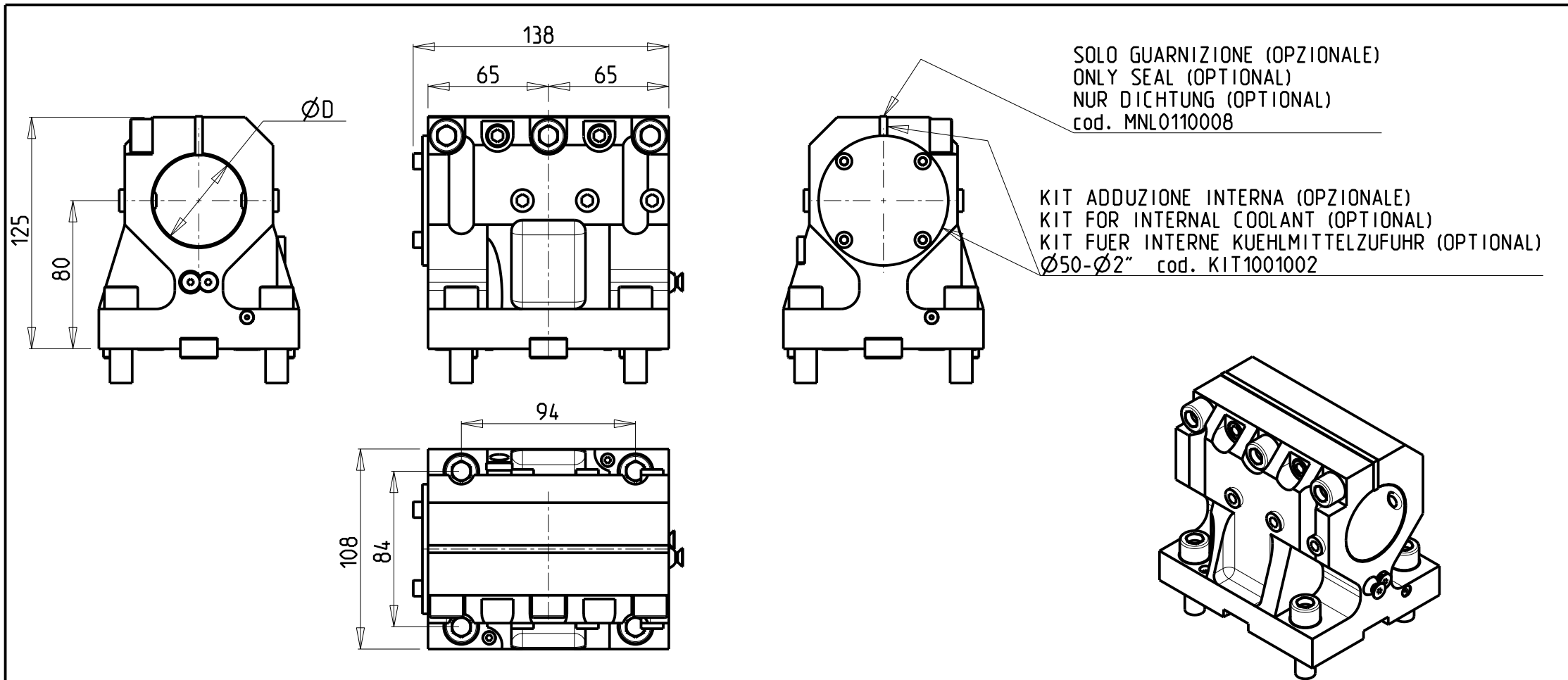
Via Casino Albini 480
Tel. 0541/956034-957884
Fax 0541/956341

47842 S. GIOVANNI IN M. (RN)
e-mail: mtma@mtmarchetti.com
http://www.mtmarchetti.com

PRODUZIONE MODULI ROTANTI



PAGINA GDW552-1-00



| Cod. MT | N°Utensili N°Tools N°Werkzeuge | Reversibile lato mandrino/contromandrino Reversible sub/main spindle side Umkehrbare Spindel-seite/ Gegenspindel-seite | Lubrificazione int. opzionale Coolant through optional Innenkühlung Optional | Lubrificazione est. Ext. coolant Aussenkühlung | Misure Dimensions Masse | D |
|------------|--------------------------------------|---|---|--|-------------------------------|----|
| GDW0125000 | 1 | X | X | X | mm | 50 |
| GDW0125080 | 1 | X | X | X | Inch | 2" |

PER BOCCOLE DI RIDUZIONE VEDI PAG. TBL150-1-00
 FOR REDUCING BUSHINGS SEE PAGE TBL150-1-00
 FÜR REDUZIERBUCHSE SIEHE SEITE TBL150-1-00

GOODWAY
 MOD: GS2000/2600/2800/3000/3300/3600/4000 12ST. - GMS2000 12ST.

PORTAUTENSILE ASSIALE PER BARENO Ø50mm / Ø2" H=80mm
 Axial single boring bar holder Ø50mm / Ø2" H=80mm
 Axial Bohrhälter Ø50mm / Ø2" H=80mm

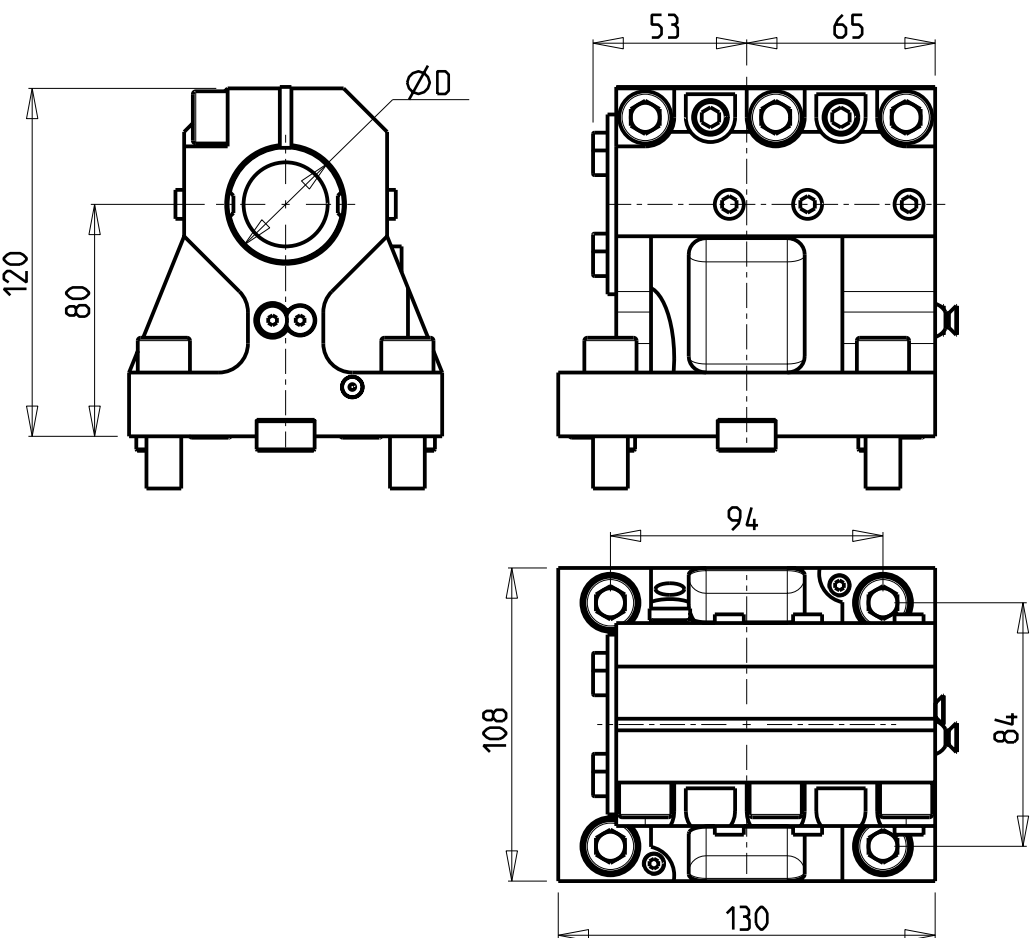
Subject to change without notice.

M.T. srl
 Via Casino Albini 480
 Tel. 0541/956034-957884
 Fax 0541/956341
 47842 S. GIOVANNI IN M. (RN)
 e-mail: mtma@mtmarchetti.com
 http://www.mtmarchetti.com

PRODUZIONE MODULI ROTANTI

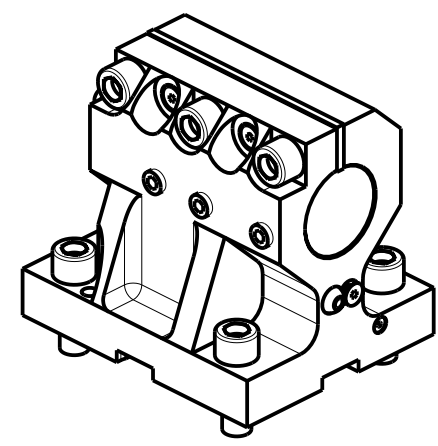


PAGINA GDW 610-1-20



SOLO GUARNIZIONE (OPZIONALE)
 ONLY SEAL (OPTIONAL)
 NUR DICHTUNG (OPTIONAL)
 cod. 0520013

KIT ADDUZIONE INTERNA (OPZIONALE)
 KIT FOR INTERNAL COOLANT (OPTIONAL)
 KIT FÜR INTERNE KUEHLMITTELZUFUHR (OPTIONAL)
 Ø40 cod. KIT1003003
 Ø1 1/2" cod. KIT1003004



| Cod. MT | N°Utensili N° Tools N° Werkzeuge | Reversibile lato mandrino/contromandrino Reversible sub/main spindle side Umkehrbare Spindel-seite/ Gegenspindel-seite | Lubrificazione int. opzionale Coolant through optional Innenkühlung Optional | Lubrificazione est. Ext. coolant Aussenkühlung | Misure Dimensions Masse | Ø. |
|-------------|--|---|---|--|-------------------------------|--------|
| GDW 0124000 | 1 | X | X | X | mm | 40 |
| GDW 0123810 | 1 | X | X | X | Inch | 1 1/2" |

PER BOCCOLE DI RIDUZIONE VEDI PAG. TBL150-1-00
 FOR REDUCING BUSHINGS SEE PAGE TBL150-1-00
 FÜR REDUZIERBUCHSE SIEHE SEITE TBL150-1-00

GOODWAY
 MOD: GS2000/2600/2800/3000/3300/3600/4000 12ST. - GMS2000 12ST.

PORTAUTENSILE ASSIALE PER BARENO Ø40mm / Ø1 1/2" H=80mm
 Axial single boring bar holder Ø40mm / Ø1 1/2" H=80mm
 Axial Bohrhälter Ø40mm / Ø1 1/2" H=80mm

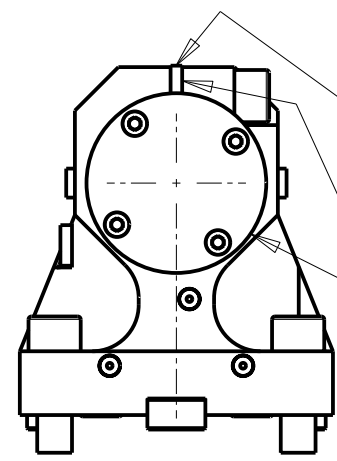
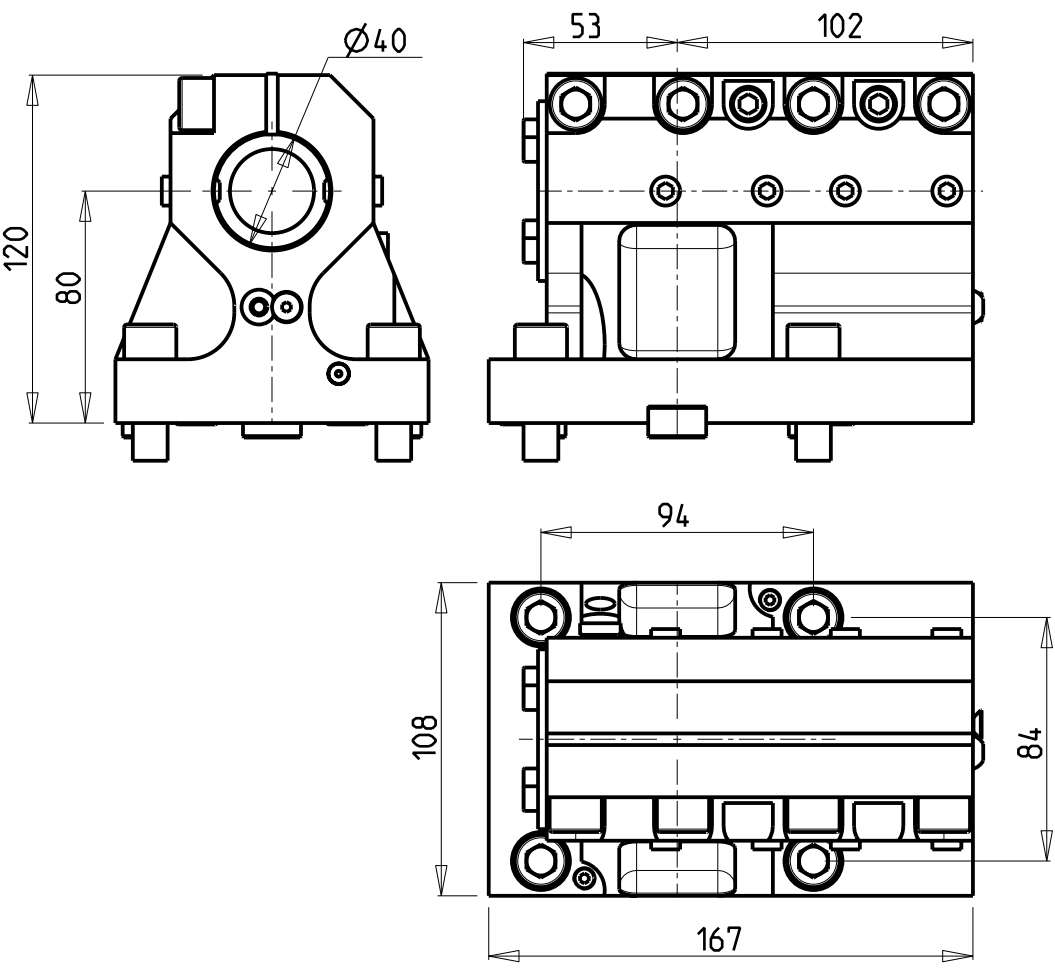
Subject to change without notice.

M.T. srl
 Via Casino Albini 480
 Tel. 0541/956034-957884
 Fax 0541/956341
 47842 S. GIOVANNI IN M. (RN)
 e-mail: mtma@mtmarchetti.com
 http://www.mtmarchetti.com

PRODUZIONE MODULI ROTANTI

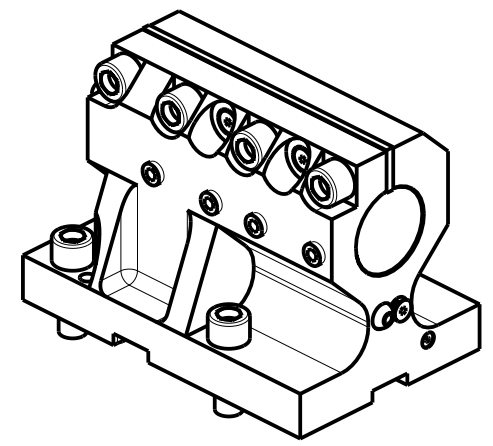


PAGINA GDW 630-1-20



SOLO GUARNIZIONE (OPZIONALE)
 ONLY SEAL (OPTIONAL)
 NUR DICHTUNG (OPTIONAL)
 cod. MNL0310005

KIT ADDUZIONE INTERNA (OPZIONALE)
 KIT FOR INTERNAL COOLANT (OPTIONAL)
 KIT FUER INTERNE KUEHLMITTELZUFUHR (OPTIONAL)
 Ø40 cod. KIT1002003



| Cod. MT | N°Utensili N°Tools N°Werkzeuge | Reversibile lato mandrino/contromandrino Reversible sub/main spindle side Umkehrbare Spindel-seite/ Gegenspindel-seite | Lubrificazione int. opzionale Coolant through optional Innenkuhlung Optional | Lubrificazione est. Ext. coolant Aussenkuhlung |
|-------------|--------------------------------------|---|---|--|
| GDW 0284000 | 1 | X | X | X |

PER BOCCOLE DI RIDUZIONE VEDI PAG. TBL150-1-00
 FOR REDUCING BUSHINGS SEE PAGE TBL150-1-00
 FÜR REDUZIERBUCHSE SIEHE SEITE TBL150-1-00

GOODWAY
 MOD: GS2000/2600/2800/3000/3300/3600/4000 12ST. - GMS2000 12ST.

PORTAUTENSILE ASSIALE PROLUNGATO PER BARENO Ø40mm H=80mm
 Axial single extended boring bar holder Ø40mm H=80mm
 Axial Bohrhälter verlaengerf Ø40mm H=80mm

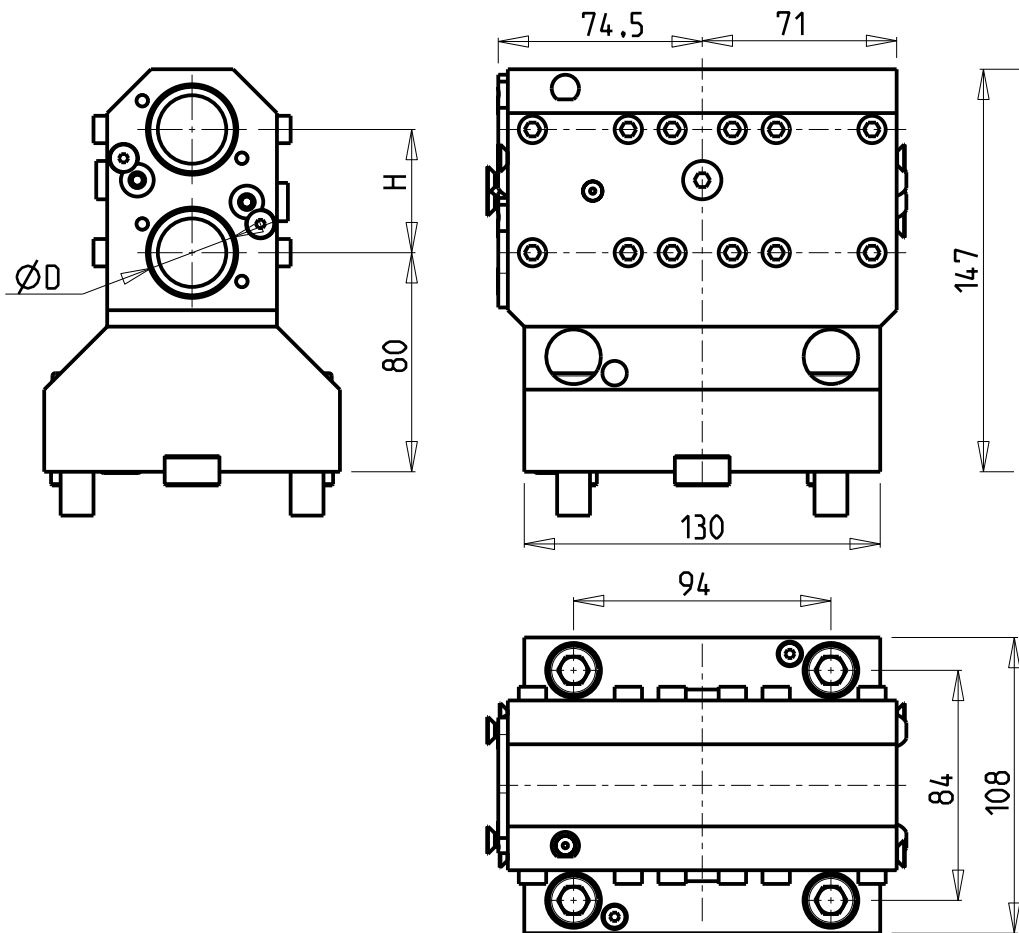
Subject to change without notice.

M.T. srl
 Via Casino Albini 480
 Tel. 0541/956034-957884
 Fax 0541/956341
 47842 S. GIOVANNI IN M. (RN)
 e-mail: mtma@mtmarchetti.com
 http://www.mtmarchetti.com

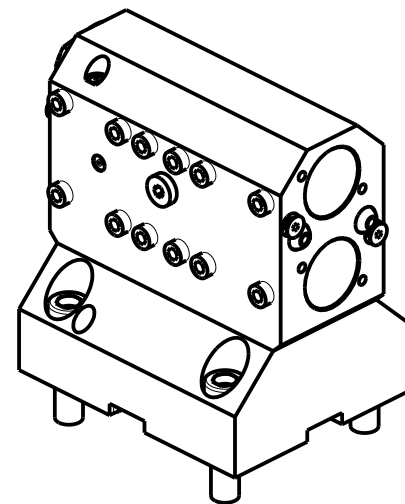
PRODUZIONE MODULI ROTANTI



PAGINA GDW 760-1-20



KIT ADDUZIONE INTERNA (OPZIONALE)
 KIT FOR INTERNAL COOLANT (OPTIONAL)
 KIT FUER INTERNE KUEHLMITTELZUFUHR (OPTIONAL)
 cod. KIT1000001



PER BOCCOLE DI RIDUZIONE VEDI PAG. TBL150-1-00
 FOR REDUCING BUSHINGS SEE PAGE TBL150-1-00
 FÜR REDUZIERBUCHSE SIEHE SEITE TBL150-1-00

| Cod. MT | N°Utensili N°Tools N°Werkzeuge | Lubrificazione int. opzionale Coolant through optional Innenkuehlung Optional | Lubrificazione est. Ext. coolant Aussenkuehlung | Misure Dimensions Masse | D | H |
|-------------|--------------------------------------|--|---|-------------------------------|--------|--------|
| GDW 0293200 | 2+2 | X | X | mm | 32 | 45 |
| GDW 0293175 | 2+2 | X | X | Inch | 1 1/4" | 1 3/4" |

GOODWAY
 MOD: GS2000/2600/2800/3000/3300/3600/4000 12ST. - GMS2000 12ST.

PORTAUTENSILE ASSIALE PER BARENO 2+2 POSIZIONI Ø32mm / Ø1 1/4"
 Axial 2+2 position upright boring bar holder Ø32mm / Ø1 1/4"
 Axial Bohrhälter 2+2 Positionen Ø32mm / Ø1 1/4"

Subject to change without notice.

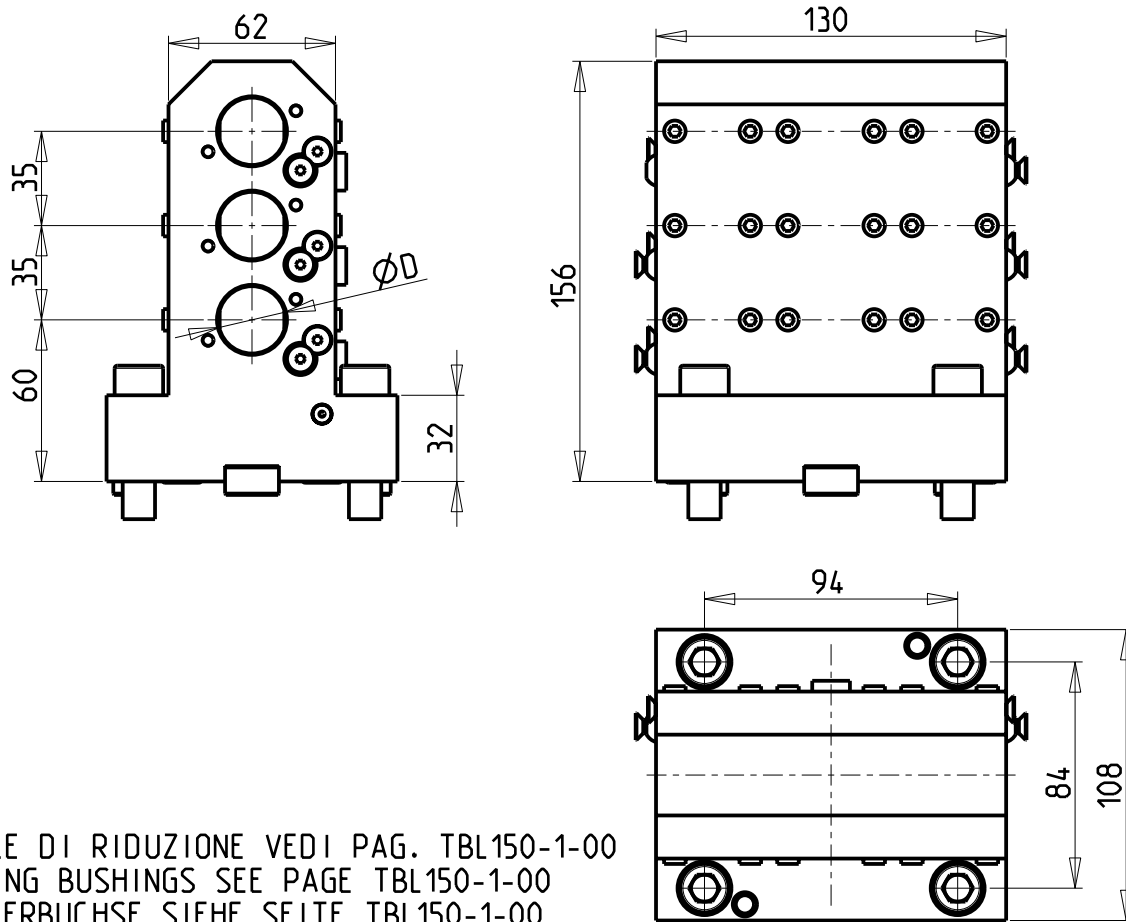
M.T. srl

Via Casino Albini 480
 Tel. 0541/956034-957884
 Fax 0541/956341
 47842 S. GIOVANNI IN M. (RN)
 e-mail: mtma@mtmarchetti.com
 http://www.mtmarchetti.com

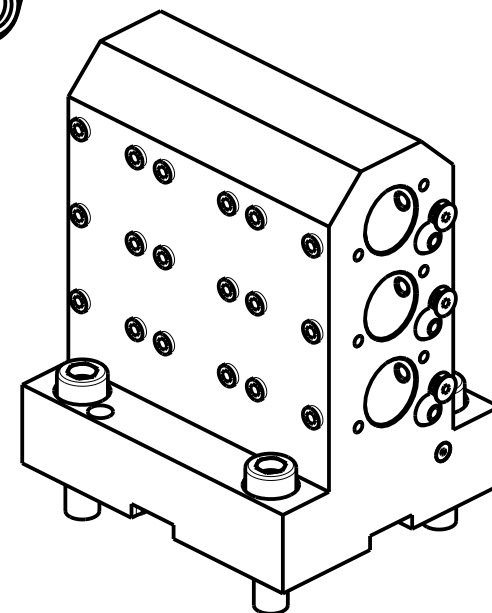

PRODUZIONE MODULI ROTANTI



PAGINA GDW 872-1-00



KIT ADDUZIONE INTERNA (OPZIONALE)
 KIT FOR INTERNAL COOLANT (OPTIONAL)
 KIT FUER INTERNE KUEHLMITTELZUFUHR (OPTIONAL)
 cod. KIT1000006



PER BOCCOLE DI RIDUZIONE VEDI PAG. TBL150-1-00
 FOR REDUCING BUSHINGS SEE PAGE TBL150-1-00
 FÜR REDUZIERBUCHSE SIEHE SEITE TBL150-1-00

| Cod. MT | N°Utensili N°Tools N°Werkzeuge | Lubrificazione int. opzionale Coolant through optional Innenkuehlung Optional | Lubrificazione est. Ext. coolant Aussenkuehlung | D |
|-------------|--------------------------------------|--|---|----|
| GDW 0302500 | 3+3 | X | X | 25 |
| GDW 0302540 | 3+3 | X | X | 1" |

GOODWAY
 MOD: GS2000/2600/2800/3000/3300/3600/4000 12ST.

PORTAUTENSILE ASSIALE PER BARENO 3+3 POSIZIONI SOVRAPPOSTE Ø25mm / Ø1"
 Axial 3+3 position upright boring bar holder Ø25mm / Ø1"
 Axial Bohrhälter 3+3 Positionen ueberlagert Ø25mm / Ø1"

Subject to change without notice.

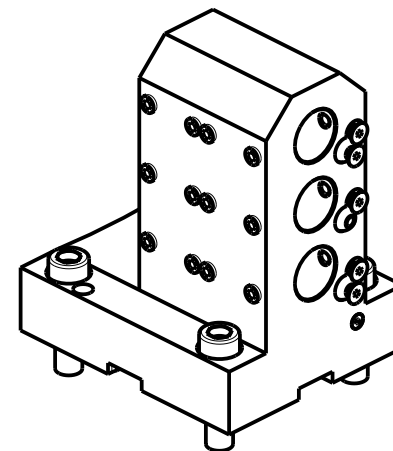
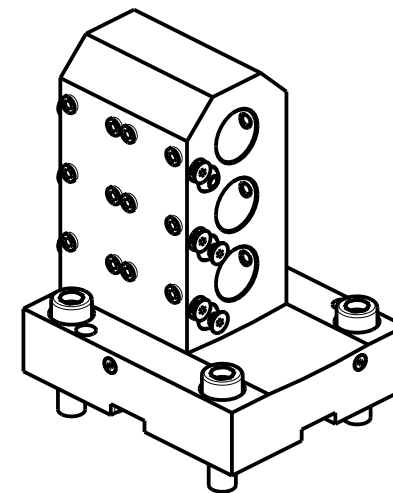
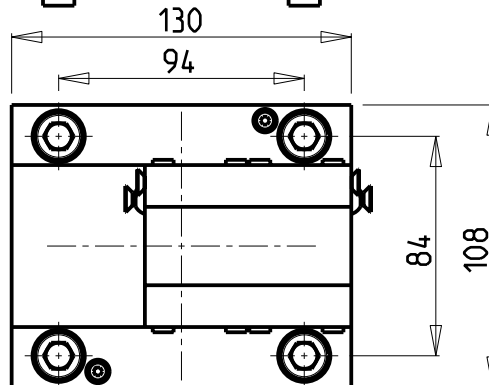
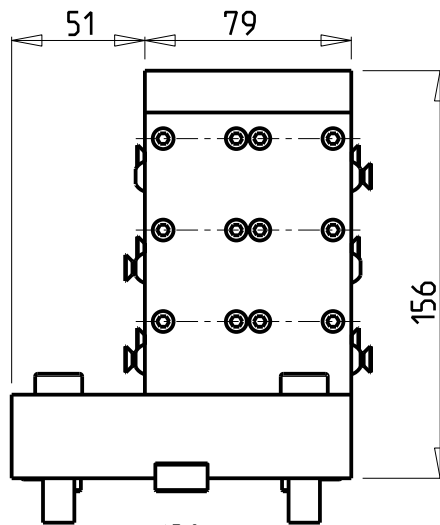
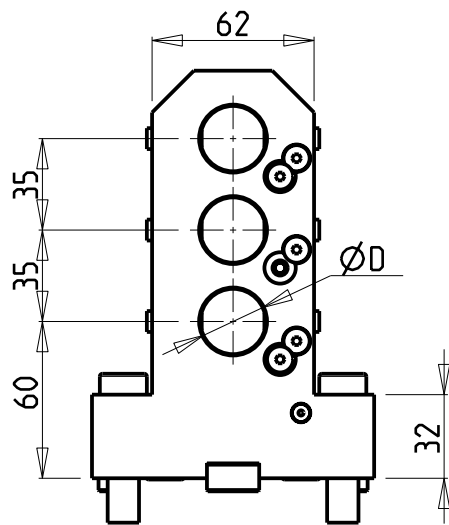
M.T. srl

Via Casino Albini 480
 Tel. 0541/956034-957884
 Fax 0541/956341
 47842 S. GIOVANNI IN M. (RN)
 e-mail: mtma@mtmarchetti.com
 http://www.mtmarchetti.com

PRODUZIONE MODULI ROTANTI



PAGINA GDW 894-1-00



PER BOCCOLE DI RIDUZIONE VEDI PAG. TBL150-1-00
 FOR REDUCING BUSHINGS SEE PAGE TBL150-1-00
 FÜR REDUZIERBUCHSE SIEHE SEITE TBL150-1-00

| Cod. MT | N°Utensili N°Tools N°Werkzeuge | Reversibile lato mandrino/contromandrino Reversible sub/main spindle side Umkehrbare Spindel-seite/ Gegenspindel-seite | Lubrificazione est. Ext. coolant Aussenkuehlung | D |
|------------|--------------------------------------|---|---|----|
| GDW0312500 | 3 | X | X | 25 |
| GDW0312540 | 3 | X | X | 1" |

GOODWAY
 MOD: GS2000/2600/2800/3000/3300/3600/4000 12ST.

PORTAUTENSILE ASSIALE ARRETRATO PER BARENO 3 POSIZIONI SOVRAPPOSTE Ø25mm / Ø1"
 Axial 3 position upright rear set boring bar holder Ø25mm / Ø1"
 Axial Bohrhälter 3 Positionen zurueckversetzt uebertagert Ø25mm / Ø1"

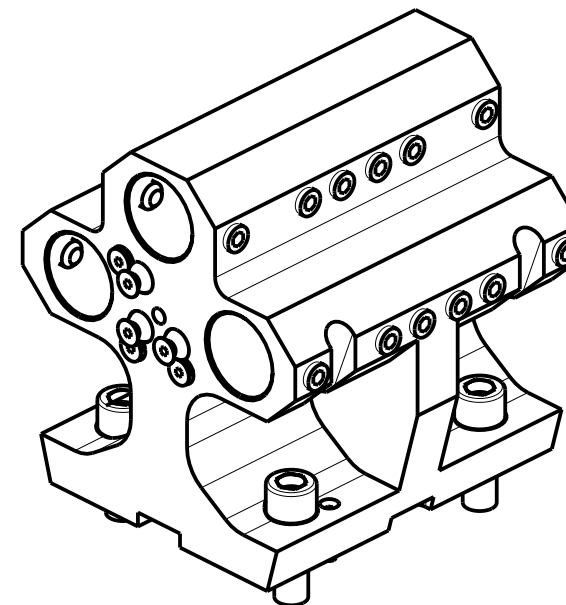
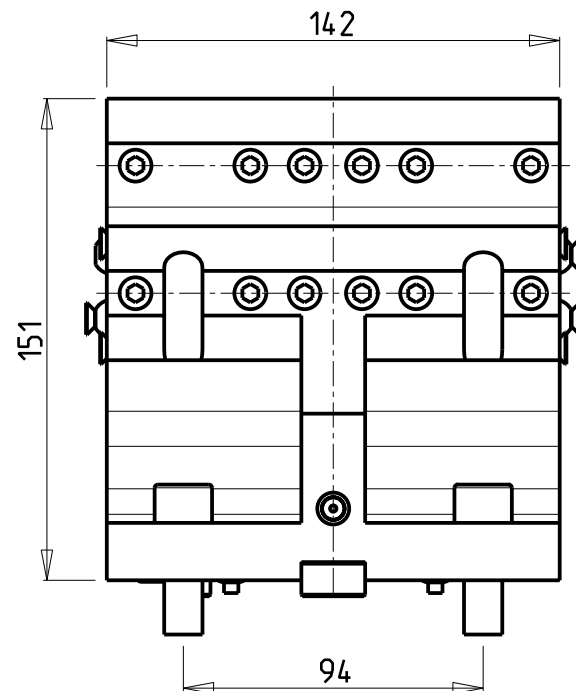
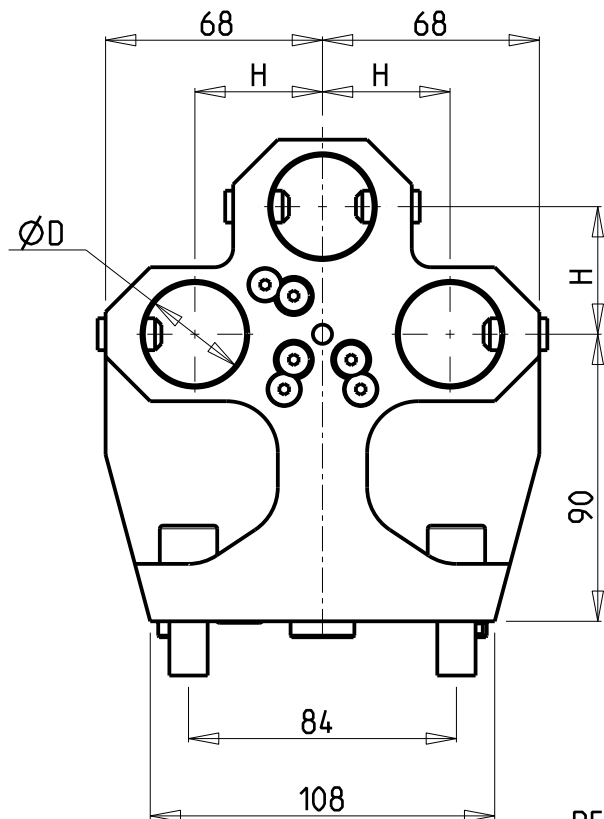
Subject to change without notice.

M.T. srl
 Via Casino Albini 480
 Tel. 0541/956034-957884
 Fax 0541/956341
 47842 S. GIOVANNI IN M. (RN)
 e-mail: mtma@mtmarchetti.com
 http://www.mtmarchetti.com

PRODUZIONE MODULI ROTANTI



PAGINA GDW904-1-00



PER BOCCOLE DI RIDUZIONE VEDI PAG. TBL150-1-00
 FOR REDUCING BUSHINGS SEE PAGE TBL150-1-00
 FÜR REDUZIERBUCHSE SIEHE SEITE TBL150-1-00

| Cod. MT | N°Utensili N°Tools N°Werkzeuge | Lubrificazione int. Coolant through Innenkuehlung | Lubrificazione est. Ext. coolant Aussenkuehlung | Misure Dimensions Masse | D | H |
|------------|--------------------------------------|---|---|-------------------------------|--------|--------|
| GDW0323200 | 3+3 | X | X | mm | 32 | 40 |
| GDW0323175 | 3+3 | X | X | Inch | 1 1/4" | 1 1/2" |

GOODWAY

MOD: GS2000/2600/2800/3000/3300/3600/4000 12ST.

PORTAUTENSILE ASSIALE PER BARENO 3+3 POSIZIONI Ø32mm / Ø1 1/4"

Axial 3+3 position boring bar holder Ø32mm / Ø1 1/4"

Axial Bohrhälter 3+3 Positionen Ø32mm / Ø1 1/4"

Subject to change without notice.

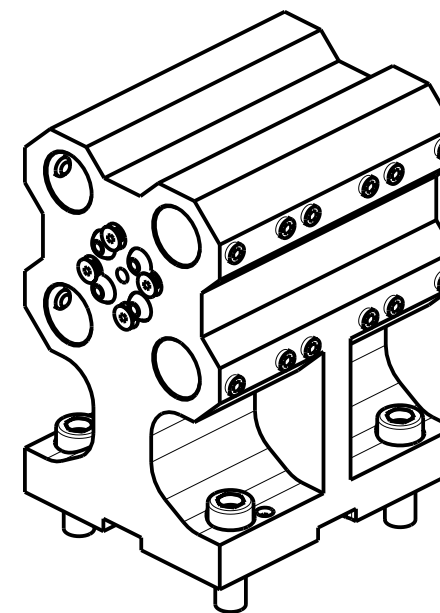
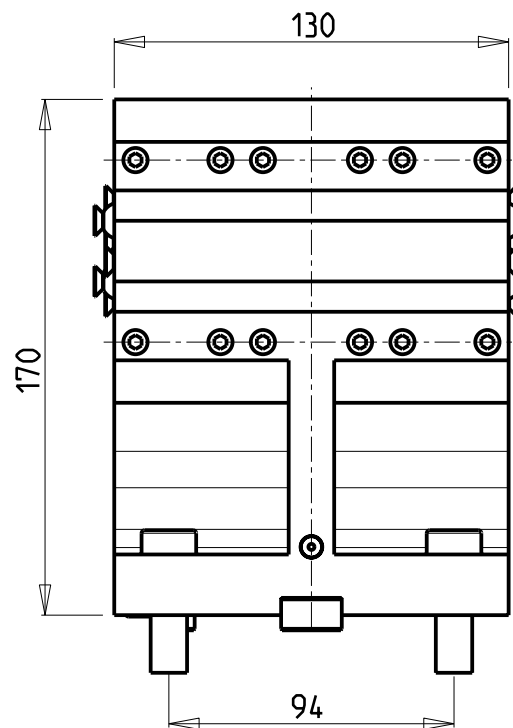
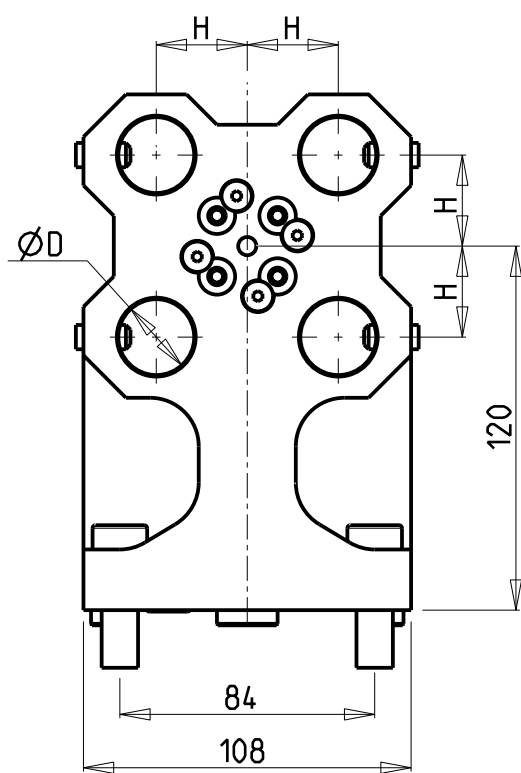
M.T. srl

Via Casino Albini 480
 Tel. 0541/956034-957884
 Fax 0541/956341
 47842 S. GIOVANNI IN M. (RN)
 e-mail: mtma@mtmarchetti.com
 http://www.mtmarchetti.com

PRODUZIONE MODULI ROTANTI



PAGINA GDW912-1-00



PER BOCCOLE DI RIDUZIONE VEDI PAG. TBL150-1-00
 FOR REDUCING BUSHINGS SEE PAGE TBL150-1-00
 FÜR REDUZIERBUCHSE SIEHE SEITE TBL150-1-00

| Cod. MT | N°Utensili N° Tools N° Werkzeuge | Lubrificazione est. Ext. coolant Aussenkuehlung | Misure Dimensions Masse | D | H |
|------------|--|---|-------------------------------|----|--------|
| GDW0332500 | 4+4 | X | mm | 25 | 30 |
| GDW0332540 | 4+4 | X | Inch | 1" | 1 1/4" |

GOODWAY
 MOD: GS2000/2600/2800/3000/3300/3600/4000 12ST.

PORTAUTENSILE ASSIALE PER BARENO 4+4 POSIZIONI Ø25mm / Ø1"
 Axial 4+4 position boring bar holder Ø25mm / Ø1"
 Axial Bohrhalter 4+4 Positionen Ø25mm / Ø1"

Subject to change without notice.

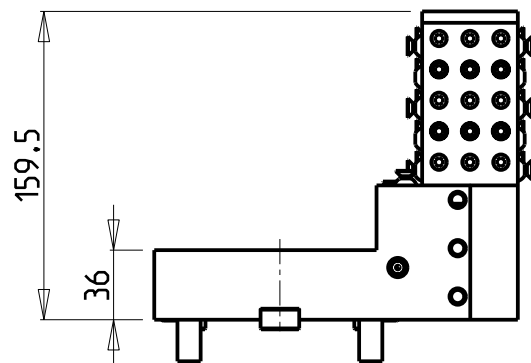
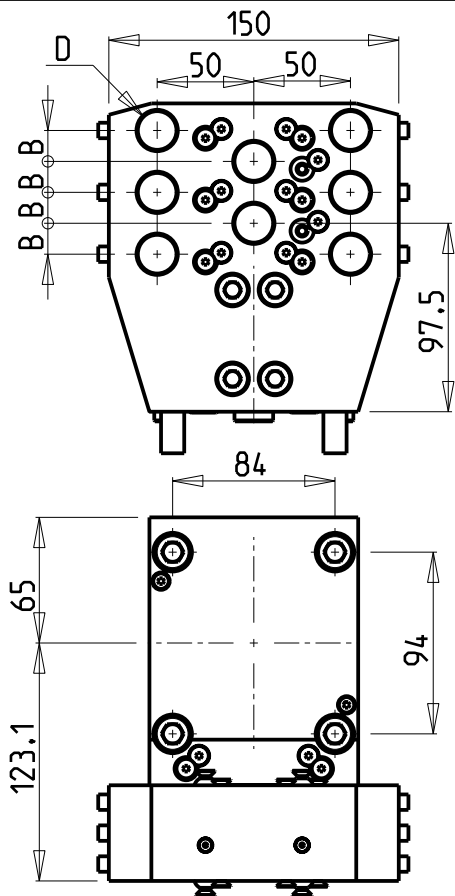
M.T. srl

Via Casino Albini 480
 Tel. 0541/956034-957884
 Fax 0541/956341
 47842 S. GIOVANNI IN M. (RN)
 e-mail: mtma@mtmarchetti.com
 http://www.mtmarchetti.com

PRODUZIONE MODULI ROTANTI

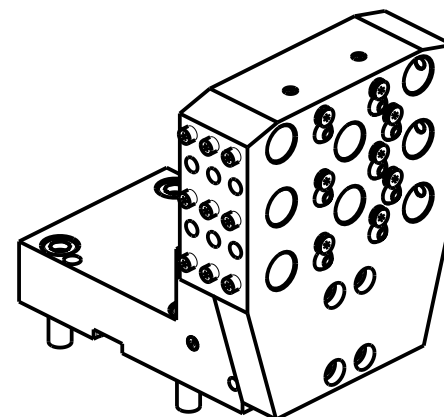


PAGINA GDW922-1-00



DOTAZIONI - SUPPLIED WITH - AUSSTATTUNG

| | |
|------|--|
| mm | N°5 Boccole - Bushings - Buchsen Ø16-12-10-8-6 N°1 ER16 Portapinza - Collet holder - Zangenhalter N°1 ER25 Portapinza - Collet holder - Zangenhalter |
| inch | N°3 Boccole - Bushings - Buchsen Ø1/2"-3/8"-1/4" N°1 ER16 Portapinza - Collet holder - Zangenhalter N°1 ER25 Portapinza - Collet holder - Zangenhalter |



| Cod. MT | N°Utensili N°Tools N°Werkzeuge | Reversibile lato mandrino/contromandrino Reversible sub/main spindle side Umkehrbare Spindel-seite/ Gegenspindel-seite | Lubrificazione est. Ext. coolant Aussehenkuehlung | Misure Dimensions Masse | D | B | H |
|-------------|--------------------------------------|---|---|-------------------------------|------|------|----|
| GDW 0342000 | 8 | X | X | mm | 20 | 16 | 50 |
| GDW 0341905 | 8 | X | X | Inch | 3/4" | 5/8" | 2" |

GOODWAY
 MOD: GS2000/2600/2800/3000/3300/3600/4000 12ST.

PORTAUTENSILE ASSIALE PER BARENO 8 POSIZIONI Ø20mm / Ø3/4"
 Axial 8 position boring bar holder Ø20mm / Ø3/4"
 Axial Bohrhälter 8 Positionen Ø20mm / Ø3/4"

Subject to change without notice.

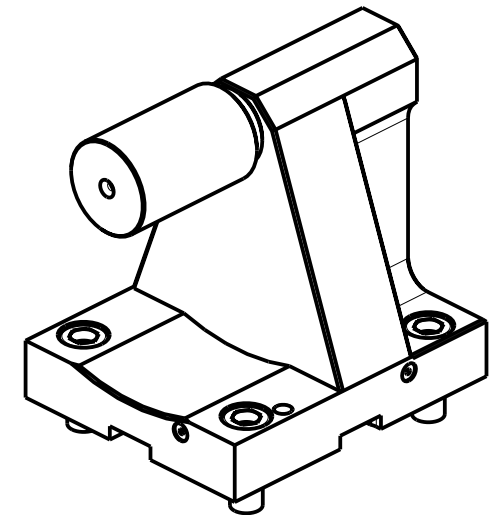
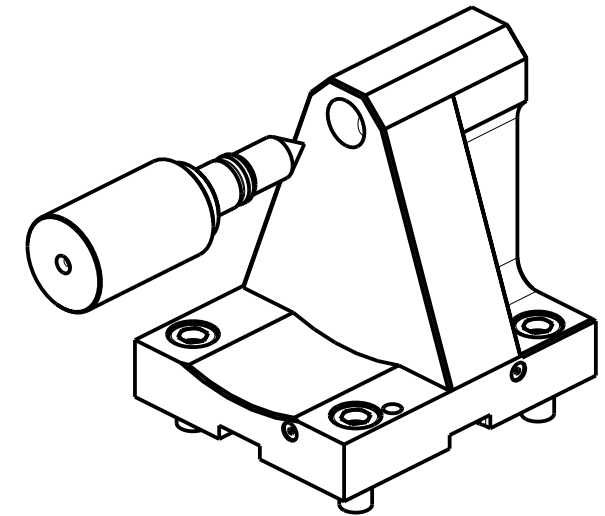
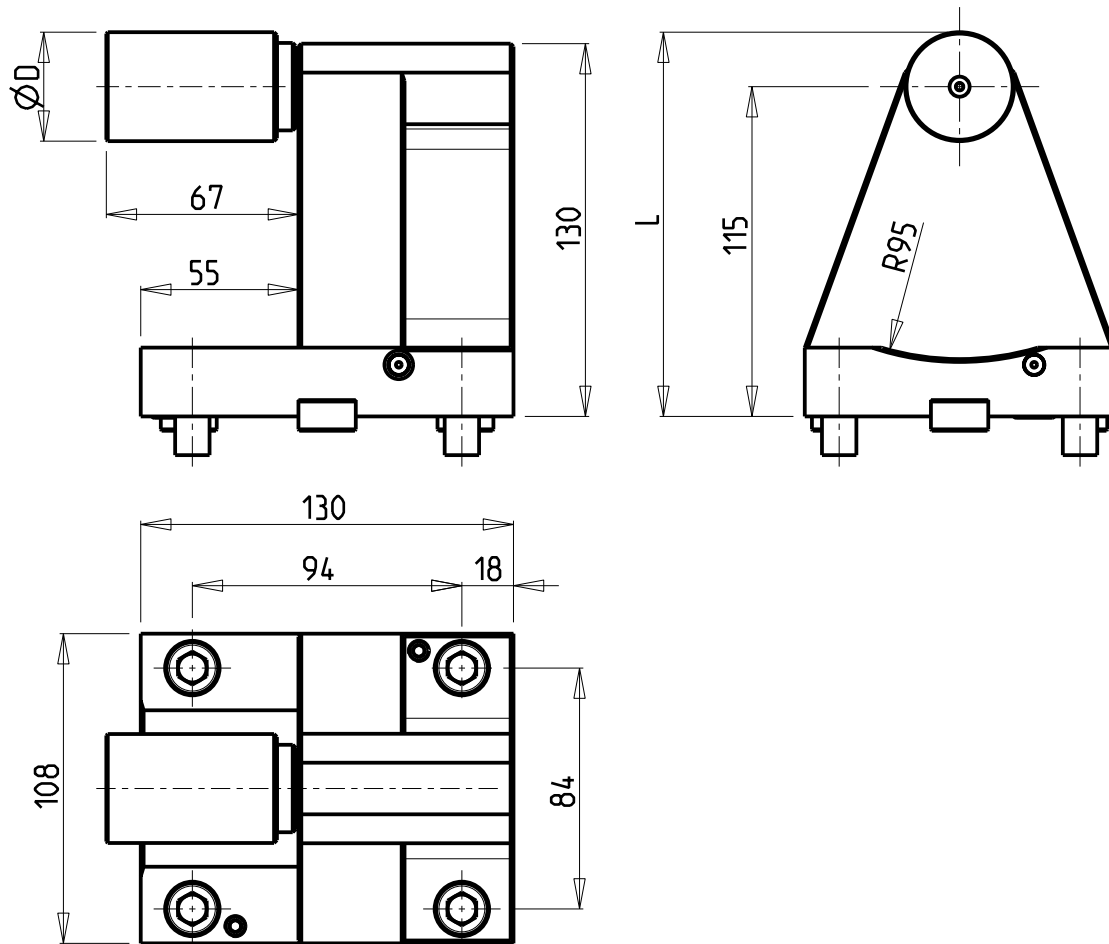
M.T. srl

Via Casino Albini 480
 Tel. 0541/956034-957884
 Fax 0541/956341
 47842 S. GIOVANNI IN M. (RN)
 e-mail: mtma@mtmarchetti.com
 http://www.mtmarchetti.com

PRODUZIONE MODULI ROTANTI



PAGINA GDW933-1-00



| Cod. MT | N°Utensili N°Tools N°Werkzeuge | D | L |
|--------------|--------------------------------------|----|-------|
| GDW 0350100 | 1 | 38 | 134 |
| GDW 0350100L | 1 | 2" | 140.4 |

GOODWAY
 MOD: GS2000/2600/2800/3000/3300/3600/4000 12ST. - GMS2000 12ST.

CONTROPUNTA PER CONTROMANDRINO
 Tailstock for subspindle
 Gegenspitz fuer Gegenspindel

Subject to change without notice.

M.T. srl
 Via Casino Albini 480
 Tel. 0541/956034-957884
 Fax 0541/956341
 47842 S. GIOVANNI IN M. (RN)
 e-mail: mtma@mtmarchetti.com
 http://www.mtmarchetti.com

PRODUZIONE MODULI ROTANTI



PAGINA GDW 950-1-00

