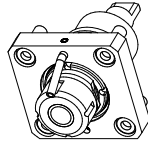
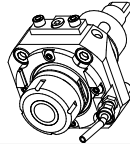
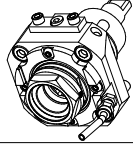
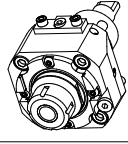
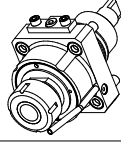
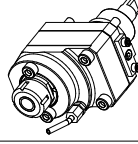
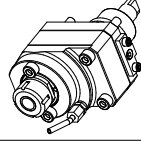
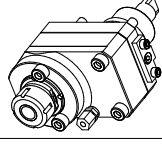
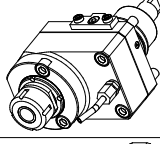
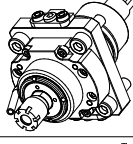
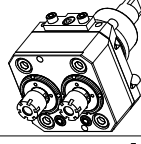
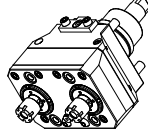
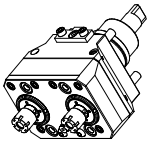
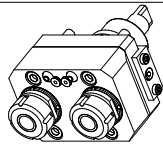
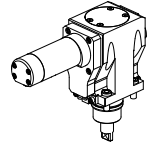
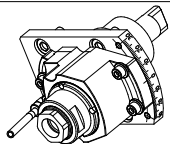
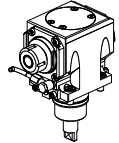
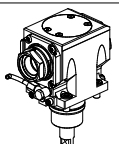
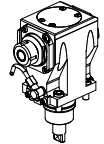
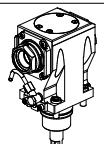
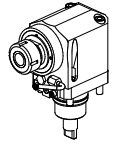
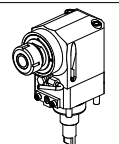
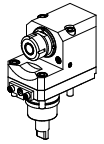
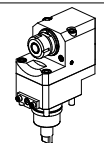
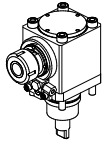
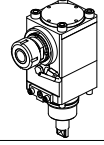
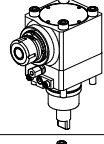
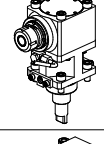
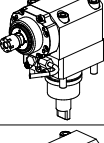
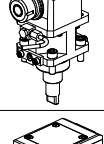
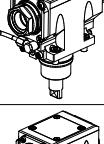
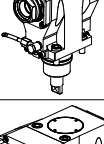
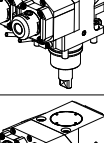
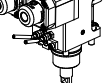
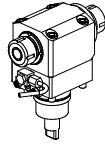
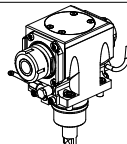
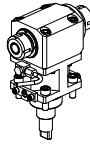

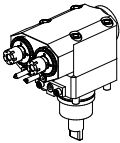
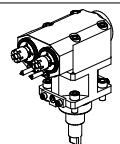
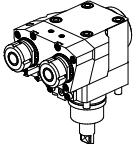
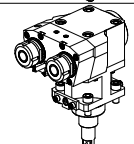
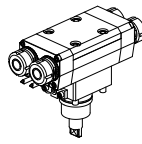
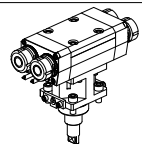
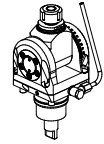
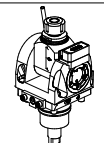
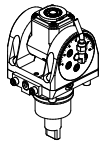
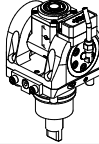
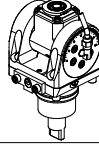
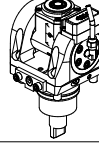
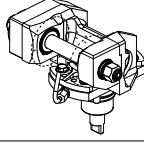
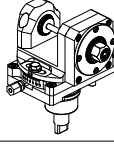
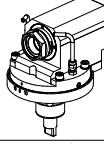
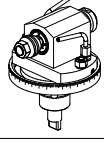
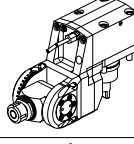
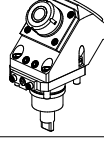
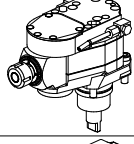
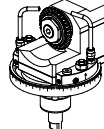


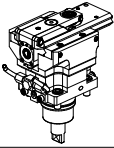
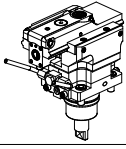
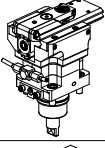
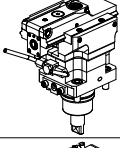
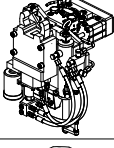
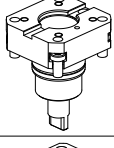
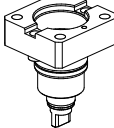
		PAGINA Page Seite
MODULO MOTORIZZATO RADIALE Radial driven tool Radial angetriebenes Werkzeug		BGL010.1.00
MODULO MOTORIZZATO RADIALE Radial driven tool Radial angetriebenes Werkzeug		BGL010.1.01
MODULO MOTORIZZATO RADIALE MTSK Radial MTSK driven tool Radial MTSK angetriebenes Werkzeug		BGL010.1.01.K
MODULO MOTORIZZATO RADIALE ALTA PRESSIONE Radial driven tool high pressure Radial angetriebenes Werkzeug hochdruck		BGL010.1.20
MODULO MOTORIZZATO RADIALE MAGGIORATO Radial reinforced driven tool Radial angetriebenes Werkzeug vergrößert		BGL020.1.00
MODULO MOTORIZZATO RADIALE DISASSATO IN Z 36mm Radial driven tool re-directed in Z by 36mm Radial angetriebenes Werkzeug achsversetzt in Z um 36mm		BGL030.1.10
MODULO MOTORIZZATO RADIALE RIDOTTO I=2:1 DISASSATO IN Z 36mm Radial geared-down I=2:1 driven tool re-directed in Z by 36mm Radial angetriebenes Werkzeug untersetzt I=2:1 achsversetzt in Z um 36mm		BGL030.1.20
MODULO MOTOR. RADIALE MOLTIPLICATO I=1:2 DISASSATO IN Z 45mm Radial geared-up I=1:2 driven tool re-directed in Z by 45mm Radial angetriebenes Werkzeug uebersetzt I=1:2 achsversetzt in Z um 45mm		BGL030.1.30
MODULO MOTORIZZATO RADIALE DISASSATO IN Y 45mm Radial driven tool re-directed in Y by 45mm Radial angetriebenes Werkzeug achsversetzt in Y um 45mm		BGL040.1.10
MODULO MOTORIZZATO RADIALE MOLTIPLICATO I = 1:5,625 Radial geared-up I=1:5,625 driven tool Radial angetriebenes Werkzeug uebersetzt I=1:5,625		BGL060.1.00
MODULO MOTORIZZATO RADIALE 2 USCITE IN Y Radial single side twin head driven tool in Y Radial angetriebenes Werkzeug 2 Ausgaenge in Y		BGL080.1.00
MODULO MOTORIZZATO RADIALE 2 USCITE IN Y MOLTIPLICATO I=1:2 Radial geared-up I=1:2 single side twin head driven tool in Y Radial angetriebenes Werkzeug 2 Ausgaenge in Y uebersetzt I=1:2		BGL080.1.10

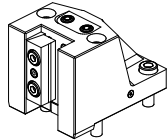
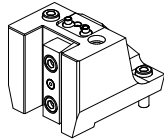
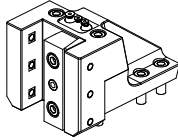
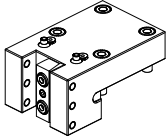
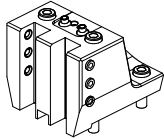
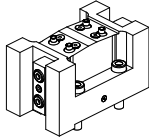
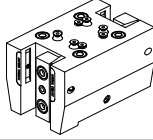
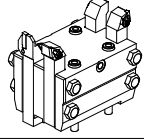
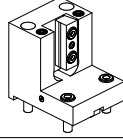
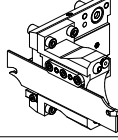
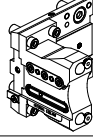
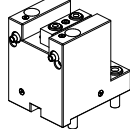
		PAGINA Page Seite
<p>MODULO MOTORIZZATO RADIALE 2 USCITE IN Y MOLTIPLICATO I=1:2 Radial geared-up I=1:2 single side twin head driven tool in Y Radial angetriebenes Werkzeug 2 Ausgaenge in Y uebersetzt I=1:2</p>		BGL080.1.20
<p>MODULO MOTORIZZATO RADIALE 2 USCITE IN Z MOLTIPLICATO I=1:2 Radial geared-up I=1:2 twin head driven tool in Z Radial angetriebenes Werkzeug 2 Ausgaenge in Z uebersetzt I=1:2</p>		BGL090.1.00
<p>MODULO MOTORIZZATO RADIALE ROVESCiato DISASSATO IN Z Radial inverted driven tool re-directed in Z Radial angetriebenes Werkzeug ungekehrt achsversetzt in Z</p>		BGL120.1.30
<p>MODULO MOTORIZZATO RADIALE DISASSATO 30mm ORIENTABILE ±30° Radial ±30° adjustable angle driven tool re-directed by 30mm Radial angetriebenes Werkzeug schwenkbar ±30° achsversetzt um 30mm</p>		BGL135.1.00
<p>MODULO MOTORIZZATO ASSIALE H=70mm Axial driven tool H=70mm Axial angetriebenes Werkzeug H=70mm</p>		BGL150.1.11
<p>MODULO MOTORIZZATO ASSIALE MTSK H=70mm Axial MTSK driven tool H=70mm Axial MTSK angetriebenes Werkzeug H=70mm</p>		BGL150.1.11.K
<p>MODULO MOTORIZZATO ASSIALE H=100mm Axial driven tool H=100mm Axial angetriebenes Werkzeug H=100mm</p>		BGL150.1.21
<p>MODULO MOTORIZZATO ASSIALE MTSK H=100mm Axial MTSK driven tool H=100mm Axial MTSK angetriebenes Werkzeug H=100mm</p>		BGL150.1.21.K
<p>MODULO MOTORIZZATO ASSIALE MAGGIORATO H=80mm Axial reinforced driven tool H=80mm Axial angetriebenes Werkzeug vergroessert H=80mm</p>		BGL170.1.10
<p>MODULO MOTORIZZATO ASSIALE MAGGIORATO H=100mm Axial reinforced driven tool H=100mm Axial angetriebenes Werkzeug vergroessert H=100mm</p>		BGL170.1.20
<p>MODULO MOTORIZZATO ASSIALE ARRETRATO H=78mm Axial rear-set driven tool H=78mm Axial angetriebenes Werkzeug zurueckversetzt H=78mm</p>		BGL180.1.10
<p>MODULO MOTORIZZATO ASSIALE ARRETRATO H=108mm Axial rear-set driven tool H=108mm Axial angetriebenes Werkzeug zurueckversetzt H=108mm</p>		BGL180.1.20

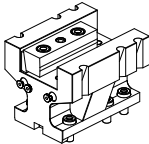
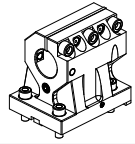
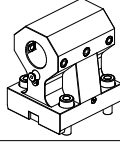
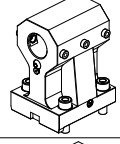
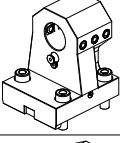
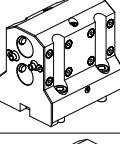
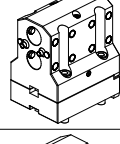
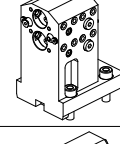
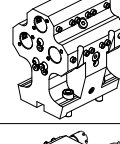
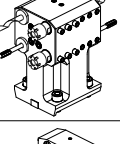
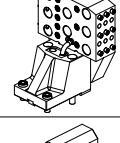
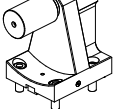
		PAGINA Page Seite
<p>MODULO MOTORIZZATO ASSIALE RIDOTTO I=2:1 H=63mm Axial geared-down I=2:1 driven tool H=63mm Axial angetriebenes Werkzeug untersetzt I=2:1 H=63mm</p>		BGL190.1.10
<p>MODULO MOTORIZZATO ASSIALE RIDOTTO I=2:1 H=100mm Axial geared-down I=2:1 driven tool H=100mm Axial angetriebenes Werkzeug untersetzt I=2:1 H=100mm</p>		BGL190.1.20 NEW
<p>MODULO MOTORIZZATO ASSIALE MOLTIPLICATO I=1:2 H=70mm Axial geared-up I=1:2 driven tool H=70mm Axial angetriebenes Werkzeug uebersetzt I=1:2 H=70mm</p>		BGL200.1.10
<p>MODULO MOTORIZZATO ASSIALE MOLTIPLICATO I=1:2 H=100mm Axial geared-up I=1:2 driven tool H=100mm Axial angetriebenes Werkzeug uebersetzt I=1:2 H=100mm</p>		BGL200.1.20
<p>MODULO MOTORIZZATO ASSIALE MOLTIPLICATO I=1:5,625 H=70mm Axial geared-up I=1:5,625 driven tool H=70mm Axial angetriebenes Werkzeug uebersetzt I=1:5,625 H=70mm</p>		BGL210.1.10
<p>MODULO MOTORIZZATO ASSIALE MOLTIPLICATO I=1:5,625 H=100mm Axial geared-up I=1:5,625 driven tool H=100mm Axial angetriebenes Werkzeug uebersetzt I=1:5,625 H=100mm</p>		BGL210.1.20
<p>MODULO MOTOR. ASSIALE PER POLIGONATURA INTERNA H=70mm Axial driven tool for internal polygon-making H=70mm Axial angetriebenes Werkzeug fuer interne Facettierung H=70mm</p>		BGL230.1.10
<p>MODULO MOTOR. ASSIALE PER POLIGONATURA INTERNA H=100mm Axial driven tool for internal polygon-making H=100mm Axial angetriebenes Werkzeug fuer interne Facettierung H=100mm</p>		BGL230.1.20
<p>MODULO MOTOR. ASSIALE MTSK PER POLIGONATURA INTERNA H=70mm Axial MTSK driven tool for internal polygon-making H=70mm Axial MTSK angetriebenes Werkzeug fuer interne Facettierung H=70mm</p>		BGL231.1.10.K
<p>MODULO MOTOR. ASSIALE MTSK PER POLIGONATURA INTERNA H=100mm Axial MTSK driven tool for internal polygon-making H=100mm Axial MTSK angetriebenes Werkzeug fuer interne Facettierung H=100mm</p>		BGL231.1.20.K
<p>MODULO MOTOR. ASSIALE 2 USCITE IN Y PER POLIGON. INTERNA H=70mm Axial single side twin head driven tool in Y for internal polygon-making H=70mm Axial angetriebenes Werkzeug 2 Ausgange in Y fuer interne Facettierung H=70mm</p>		BGL233.1.10
<p>MODULO MOTOR. ASSIALE 2 USCITE IN Y PER POLIGON. INTERNA H=100mm Axial single side twin head driven tool in Y for internal polygon-making H=100mm Axial angetriebenes Werkzeug 2 Ausgange in Y fuer interne Facettierung H=100mm</p>		BGL233.1.20

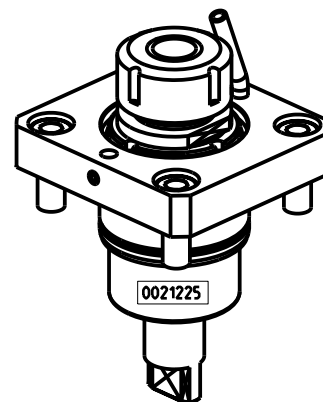
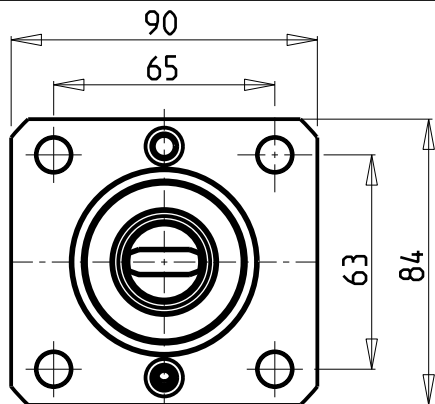
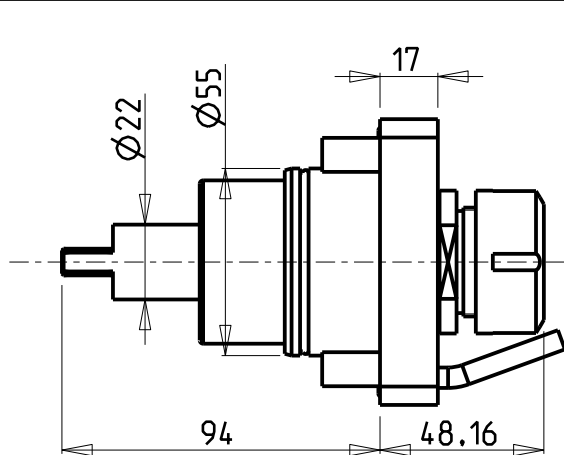
		PAGINA Page Seite
<p>MODULO MOTORIZZATO ASSIALE BISPORGENTE H=70mm Axial opposite face twin driven tool H=70mm Axial angetriebenes Werkzeug halb vorspringend H=70mm</p>		BGL240.1.10
<p>MODULO MOTORIZZATO ASSIALE BISPORGENTE H=70mm Axial opposite face twin driven tool H=70mm Axial angetriebenes Werkzeug halb vorspringend H=70mm</p>		BGL240.1.11
<p>MODULO MOTORIZZATO ASSIALE BISPORGENTE H=100mm Axial opposite face twin driven tool H=100mm Axial angetriebenes Werkzeug halb vorspringend H=100mm</p>		BGL240.1.20
<p>MODULO MOTORIZZATO ASSIALE BISPORGENTE H=100mm Axial opposite face twin driven tool H=100mm Axial angetriebenes Werkzeug halb vorspringend H=100mm</p>		BGL240.1.21
<p>MODULO MOTORIZZATO ASSIALE 2 USCITE IN Y H=70mm Axial single side twin head driven tool in Y H=70mm Axial angetriebenes Werkzeug 2 Ausgange in Y H=70mm</p>		BGL260.1.10
<p>MODULO MOTORIZZATO ASSIALE 2 USCITE IN Y H=100mm Axial single side twin head driven tool in Y H=100mm Axial angetriebenes Werkzeug 2 Ausgange in Y H=100mm</p>		BGL260.1.20
<p>MODULO MOTORIZZ. ASSIALE 2 USCITE IN Y MOLTIPLICATO l=1:2 H=70mm Axial geared-up l=1:2 single side twin head driven tool in Y H=70mm Axial angetriebenes Werkzeug 2 Ausgange in Y uebersetzt l=1:2 H=70mm</p>		BGL261.1.10
<p>MODULO MOTORIZZ. ASSIALE 2 USCITE IN Y MOLTIPLICATO l=1:2 H=100mm Axial geared-up l=1:2 single side twin head driven tool in Y H=100mm Axial angetriebenes Werkzeug 2 Ausgange in Y uebersetzt l=1:2 H=100mm</p>		BGL261.1.20
<p>MODULO MOTORIZZATO ASSIALE 2+2 USCITE IN Y H=70mm Axial multiple 2+2 outlet driven tool in Y H=70mm Axial angetriebenes Mehrspindel-Werkzeug 2+2 Ausgaenge in Y H=70mm</p>		BGL268.1.10
<p>MODULO MOTORIZZATO ASSIALE 2+2 USCITE IN Y H=100mm Axial multiple 2+2 outlet driven tool in Y H=100mm Axial angetriebenes Mehrspindel-Werkzeug 2+2 Ausgaenge in Y H=100mm</p>		BGL268.1.20
<p>MODULO MOTORIZZATO ORIENTABILE ±90° ±90° adjustable angle driven tool Angetriebenes Werkzeug schwenkbar ±90°</p>		BGL333.1.00
<p>MODULO MOTORIZZATO ORIENTABILE ±90° CON NONIO DIGITALE ±90° adjustable angle driven tool with digital display Angetriebenes Werkzeug schwenkbar ±90° mit digital display</p>		BGL333.1.01

		PAGINA Page Seite
MODULO MOTORIZZATO ORIENTABILE $\pm 90^\circ$ $\pm 90^\circ$ adjustable angle driven tool Angetriebenes Werkzeug schwenkbar $\pm 90^\circ$		BGL335.1.00
MODULO MOTORIZZATO ORIENTABILE $\pm 90^\circ$ CON NONIO DIGITALE $\pm 90^\circ$ adjustable angle driven tool with digital display Angetriebenes Werkzeug schwenkbar $\pm 90^\circ$ mit digital display		BGL335.1.01
MODULO MOTORIZZATO ORIENTABILE $\pm 90^\circ$ MOLTIPLICATO 1=1:2 $\pm 90^\circ$ adjustable angle driven tool geared-up 1=1:2 Angetriebenes Werkzeug schwenkbar $\pm 90^\circ$ uebersetzt 1=1:2		BGL336.1.00
MODULO MOTOR. ORIENTAB. $\pm 90^\circ$ MOLTIPL. 1=1:2 CON NONIO DIGITALE $\pm 90^\circ$ adjustable angle driven tool geared-up 1=1:2 with digital display Angetriebenes Werkzeug schwenkbar $\pm 90^\circ$ uebersetzt 1=1:2 mit digital display		BGL336.1.01
MODULO MOTORIZZATO PORTACREATORE Driven gear hobber Angetriebenes Zahnradwaelzfras-Werkzeug		BGL340.1.00
MODULO MOTORIZZATO PORTACREATORE RADIALE Radial driven gear hobber Radial angetriebenes Zahnradwaelzfras-Werkzeug		BGL340.1.30
MODULO MOTORIZZATO ASSIALE MTSK PER POWER SKIVING H=85mm Axial MTSK driven tool for Power Skiving H=85mm Axial MTSK angetriebenes Werkzeug fuer Power Skiving H=85mm		BGL350.1.00.K
MODULO MOTORIZZATO ASSIALE ANGOLARE $\pm 180^\circ$ Axial $\pm 180^\circ$ adjustable angle driven tool Axial angetriebenes Werkzeug schwenkbar $\pm 180^\circ$		BGL355.1.00
MODULO MOTORIZZATO ORIENTABILE $\pm 90^\circ$ ARRETRATO $\pm 90^\circ$ adjustable angle rear-set driven tool Angetriebenes Werkzeug schwenkbar $\pm 90^\circ$ zurueckversetzt		BGL356.1.00
MODULO MOTORIZZATO ANGOLARE 45° FISSO 45° Fixed angle driven tool Angetriebenes Werkzeug 45° Fixwinkel		BGL357.1.00
MODULO MOTORIZZATO INCLINEVOLE $\pm 15^\circ$ IN Y $\pm 15^\circ$ Y axis adjustable angle driven tool Angetriebenes Werkzeug kippbar $\pm 15^\circ$ in Y		BGL358.1.00
MODULO MOTORIZZATO PER VITI SENZA FINE Driven tool for worm screws Angetriebenes werkzeug fuer schrauben ohne ende		BGL359.1.00

		PAGINA Page Seite
<p>MODULO MOTORIZZATO STOZZATORE CORSA 50mm H=85mm Slotting driven tool 50mm stroke H=85mm Keilnutenstossmaschine 50mm Hub H=85mm</p>		BGL360.1.00
<p>MODULO MOTORIZZATO STOZZATORE CORSA 25mm H=85mm Slotting driven tool 25mm stroke H=85mm Keilnutenstossmaschine 25mm Hub H=85mm</p>		BGL360.1.01
<p>MODULO MOTORIZZATO STOZZATORE CORSA 50mm H=100mm Slotting driven tool 50mm stroke H=100mm Keilnutenstossmaschine 50mm Hub H=100mm</p>		BGL360.1.10
<p>MODULO MOTORIZZATO STOZZATORE CORSA 25mm H=100mm Slotting driven tool 25mm stroke H=100mm Keilnutenstossmaschine 25mm Hub H=100mm</p>		BGL360.1.11
<p>MODULO MOTORIZZATO PER LUNETTA RETRATTILE (TAGLIA 1) Driven toolholder for sliding steady rest (Size 1) Luenettenwerkzeug zurueck versetzte Version (Groesse 1)</p>		BGL363.1.00
<p>INTERFACCIA PER MODULI BIGLIA B436 H=30mm Biglia B436 tooling adapter cartridge H=30mm Adapter Patrone fuer Biglia B436 Werkzeuge H=30mm</p>		BGL380.1.00
<p>INTERFACCIA PER MODULI BIGLIA H=30mm Biglia tooling adapter cartridge H=30mm Adapter Patrone fuer Biglia Werkzeuge H=30mm</p>		BGL385.1.00

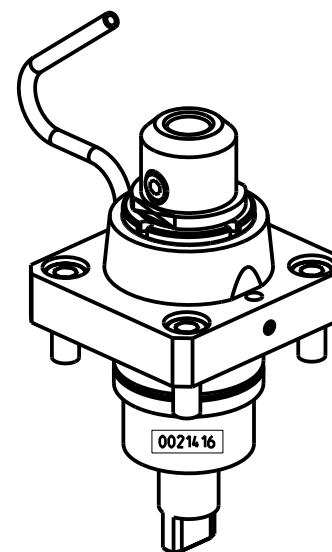
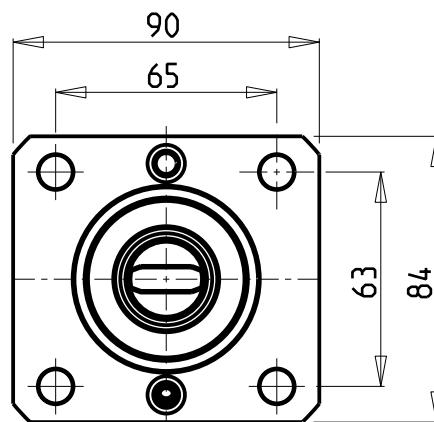
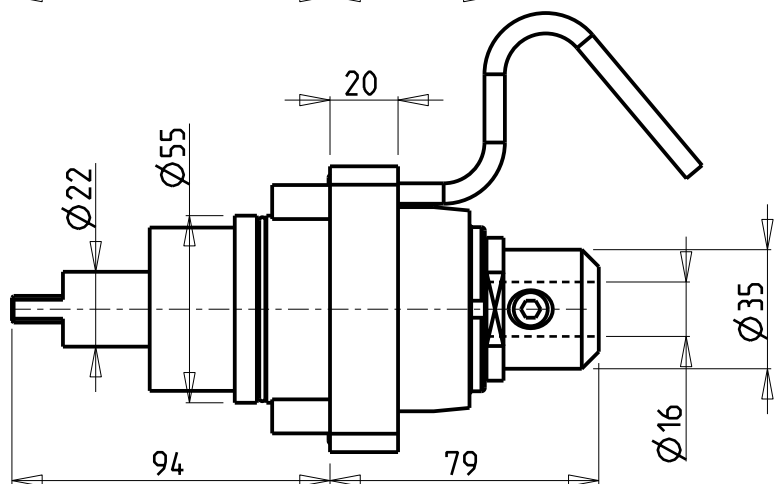
		PAGINA Page Seite
<p>PORTAUTENSILE RADIALE SINGOLO QD=20mm / QD=3/4" Radial single static tool QD=20mm / QD=3/4" Radial Single-Werkzeughalter QD=20mm / QD=3/4"</p>		BGL420.1.00
<p>PORTAUTENSILE RADIALE SINGOLO QD=25mm / QD=1" Radial single static tool QD=25mm / QD=1" Radial Single-Werkzeughalter QD=25mm / QD=1"</p>		BGL423.1.00
<p>PORTAUTENSILE RADIALE SINGOLO QD=32mm Radial single static tool QD=32mm Radial Single-Werkzeughalter QD=32mm</p>		BGL426.1.00
<p>PORTAUTENSILE RADIALE SINGOLO ARRETRATO QD=20mm / QD=3/4" Radial single rear set static tool QD=20mm / QD=3/4" Radial Single-Werkzeughalter zurueckversetzt QD=20mm / QD=3/4"</p>		BGL430.1.00
<p>PORTAUTENSILE RADIALE SOVRAPPOSTO QD=20mm / QD=3/4" Radial single side twin static tool QD=20mm / QD=3/4" Radial Werkzeughalter ueberlagert QD=20mm / QD=3/4"</p>		BGL440.1.00
<p>PORTAUTENSILE RADIALE DOPPIO QD=20mm / QD=3/4" Radial double static tool QD=20mm / QD=3/4" Radial Doppel-Werkzeughalter QD=20mm / QD=3/4"</p>		BGL450.1.00
<p>PORTAUTENSILE RADIALE DOPPIO QD=25mm Radial double static tool QD=25mm Radial Doppel-Werkzeughalter QD=25mm</p>		BGL453.1.00
<p>PORTAUTENSILE RADIALE DOPPIO SOVRAPPOSTO QD=20mm / QD=3/4" Radial double side twin static tool QD=20mm / QD=3/4" Radial Doppel-Werkzeughalter ueberlagert QD=20mm / QD=3/4"</p>		BGL460.1.00
<p>PORTAUT. RADIALE SINGOLO PER CONTROMANDRINO QD=20mm / QD=3/4" Radial single static tool sub spindle side QD=20mm / QD=3/4" Radial Single-Werkzeughalter fuer Gegenspindel QD=20mm / QD=3/4"</p>		BGL480.1.00
<p>PORTAUTENSILE RADIALE PER LAMA Radial blade holder Radial Abstechhalter</p>		BGL520.1.01
<p>PORTAUTENSILE RADIALE PER LAMA CON LUBRIFICAZIONE INTERNA Radial blade holder with internal coolant Radial Abstechhalter mit Innenkuehlung</p>		BGL520.1.05
<p>PORTAUTENSILE ASSIALE SINGOLO QD=20mm / QD=3/4" Axial single static tool QD=20mm / QD=3/4" Axial Single-Werkzeughalter QD=20mm / QD=3/4"</p>		BGL550.1.00

		PAGINA Page Seite
PORTAUTENSILE ASSIALE SINGOLO QD=32mm Axial single static tool QD=32mm Axial Single-Werkzeughalter QD=32mm		BGL554.1.00
PORTAUT. ASS. PER BARENO Ø40mm/Ø50mm/Ø60mm/Ø2"/Ø1 1/2" H=80mm Axial single boring bar holder Ø40mm/Ø50mm/Ø60mm/Ø2"/Ø1 1/2" H=80mm Axial Bohrhälter Ø40mm/Ø50mm/Ø60mm/Ø2"/Ø1 1/2" H=80mm		BGL593.1.10
PORTAUTENSILE ASS. PER BARENO Ø32mm/Ø40mm/Ø1 1/4"/Ø1 1/2" H=80mm Axial single boring bar holder Ø32mm/Ø40mm/Ø1 1/4"/Ø1 1/2" H=80mm Axial Bohrhälter Ø32mm/Ø40mm/Ø1 1/4"/Ø1 1/2" H=80mm		BGL630.1.10
PORTAUTENSILE ASS. PER BARENO Ø32mm/Ø40mm/Ø1 1/4"/Ø1 1/2" H=100mm Axial single boring bar holder Ø32mm/Ø40mm/Ø1 1/4"/Ø1 1/2" H=100mm Axial Bohrhälter Ø32mm/Ø40mm/Ø1 1/4"/Ø1 1/2" H=100mm		BGL630.1.20
PORTAUTENSILE ASSIALE ARRETR. PER BARENO Ø32mm/Ø40mm/Ø1 1/4"/Ø1 1/2" Axial rear set boring bar holder Ø32mm/Ø40mm/Ø1 1/4"/Ø1 1/2" Axial Bohrhälter zurueckversetzt Ø32mm/Ø40mm/Ø1 1/4"/Ø1 1/2"		BGL840.1.10
PORTAUTENSILE ASSIALE PER BARENO 2+2 POSIZIONI Ø25mm / Ø1" Axial 2+2 position boring bar holder Ø25mm / Ø1" Axial Bohrhälter 2+2 Positionen Ø25mm / Ø1"		BGL874.1.00
PORTAUTENSILE ASSIALE PER BARENO 2+2 POSIZIONI Ø25mm / Ø1" Axial 2+2 position boring bar holder Ø25mm / Ø1" Axial Bohrhälter 2+2 Positionen Ø25mm / Ø1"		BGL874.1.10
PORTAUTENSILE ASSIALE PER BARENO 2+2 POSIZIONI Ø25mm / Ø1" Axial 2+2 position boring bar holder Ø25mm / Ø1" Axial Bohrhälter 2+2 Positionen Ø25mm / Ø1"		BGL874.1.20
PORTAUTENSILE ASSIALE PER BARENO 3+3 POSIZIONI Ø25mm / Ø1" Axial 3+3 position boring bar holder Ø25mm / Ø1" Axial Bohrhälter 3+3 Positionen Ø25mm / Ø1"		BGL914.1.00
PORTAUTENSILE ASSIALE PER BARENO 4+4 POSIZIONI Ø20mm / Ø3/4" Axial 4+4 position boring bar holder Ø20mm / Ø3/4" Axial Bohrhälter 4+4 Positionen Ø20mm / Ø3/4"		BGL924.1.00
PORTAUTENSILE ASSIALE PER BARENO 8 POSIZIONI Ø20mm / Ø3/4" Axial 8 position boring bar holder Ø20mm / Ø3/4" Axial Bohrhälter 8 Positionen Ø20mm / Ø3/4"		BGL933.1.00
CONTROPUNTA PER CONTROMANDRINO Tailstock for subspindle Gegenspitz fuer Gegenspindel		BGL950.1.00



ATTENZIONE - ATTENTION - ACHTUNG

- FINO AD ESAURIMENTO SCORTE
- clearance sale
- solange vorrat



Cod. MT	Cod. BIGLIA	Mandrino Spindle Spindel	I	RPM	Coppia Max Max Torque Max Drehmoment	Lubrificazione est. Ext. coolant Aussenkuehlung	CHIAVI NON INCLUSE Keys not included Schluessel nicht einbegriffen	
0021225	T134-00049	ER25 CORTO SHORT KURZ	1:1	6000	50Nm	X	CHSTER25	0100000_1
0021416	-	WELDON 16	1:1	6000	50Nm	X	-	-

BIGLIA

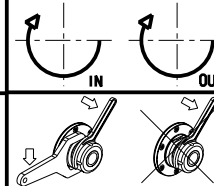
MOD: B301/445/470/501(Y-S)/510/545/550/565/620/650/658/1200/446/465/745/765
B750/1250 16 ST. - BV210/315

MODULO MOTORIZZATO RADIALE

Radial driven tool

Radial angetriebenes Werkzeug

Subject to change without notice.



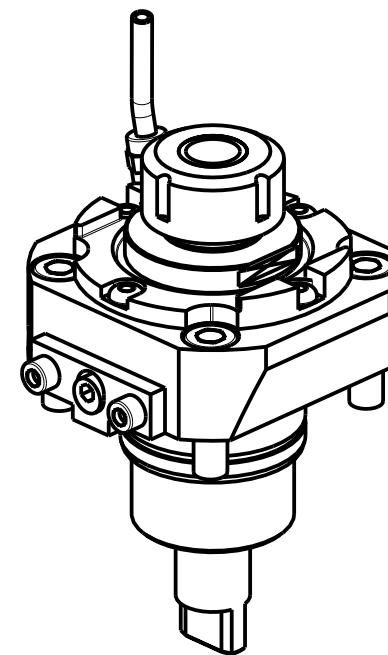
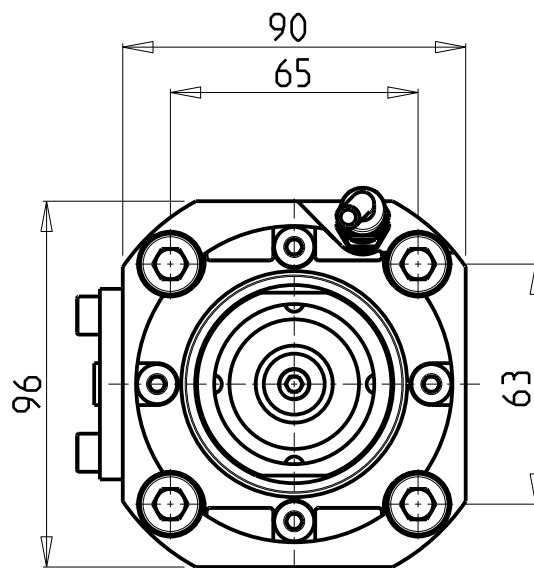
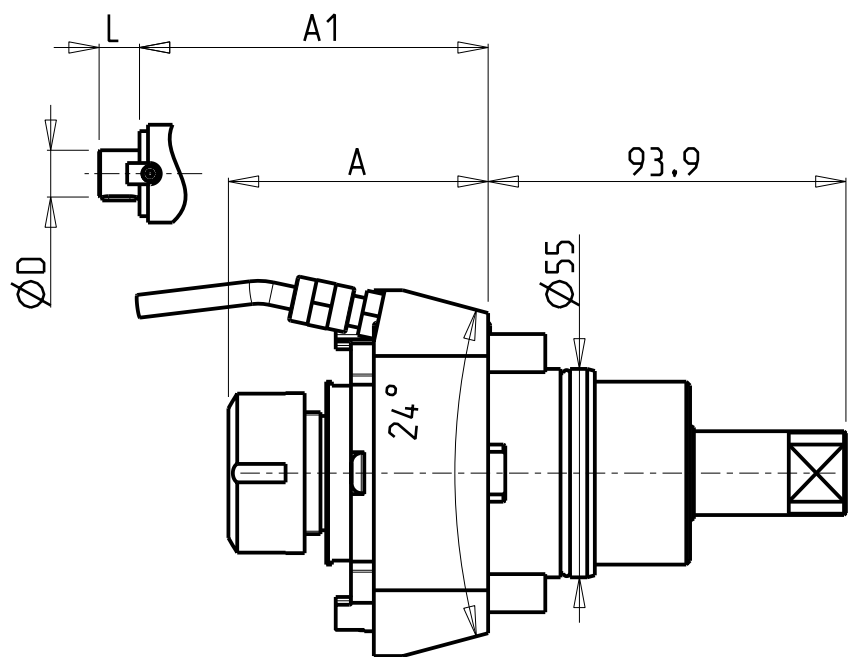
M.T. srl

Via Casino Albini 480
Tel. 0541/956034-957884
Fax 0541/956341
47842 S. GIOVANNI IN M. (RN)
e-mail: mtma@mtmarchetti.com
http://www.mtmarchetti.com

PRODUZIONE MODULI ROTANTI



PAGINA BGL010-1-00



- Chiave inclusa
- Key included
- Schlüssel inbegriffen

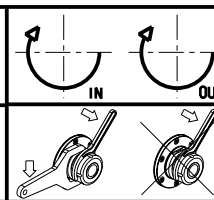
Cod. MT	Mandrino Spindle Spindel	I	RPM	Coppia Max Max Torque Max Drehmoment	Lubr.interna Coolant through Innenkuehlung	Lubrificazione est. Ext. coolant Aussenkuehlung	A	A1	D	L	CHIAVI NON INCLUSE Keys not included Schlüssel nicht einbegriffen	
BGL0230125	ER25	1:1	6000	50Nm		X	68.16	-	-	-	CHSTER25	OKU0650004 ▪
BGL0230132	ER32	1:1	6000	50Nm		X	71.16	-	-	-	CHSTER32	OKU0650004 ▪
BGL0230225	ER25	1:1	6000	50Nm	P=30bar	X	76.16	-	-	-	CHSTER25	OKU0650004 ▪
BGL0230232	ER32	1:1	6000	50Nm	P=30bar	X	79.16	-	-	-	CHSTER32	OKU0650004 ▪
BGL0230516	Ø16x17	1:1	6000	50Nm		X	-	45	16	17	CH_VTCROCE_M08	OKU0650004 ▪
BGL0230522	Ø22x19	1:1	6000	50Nm		X	-	45	22	19	CH_VTCROCE_M10	OKU0650004 ▪
BGL0230527	Ø27x21	1:1	6000	50Nm		X	-	47.5	27	21	CH_VTCROCE_M12	OKU0650004 ▪

BIGLIA

MOD: B301/445/470/501(Y-S)/510/545/550/565/620/650/658/1200/446/465/745/765
B750/1250 16 ST. - BV210/315

MODULO MOTORIZZATO RADIALE
Radial driven tool
Radial angetriebenes Werkzeug

Subject to change without notice.



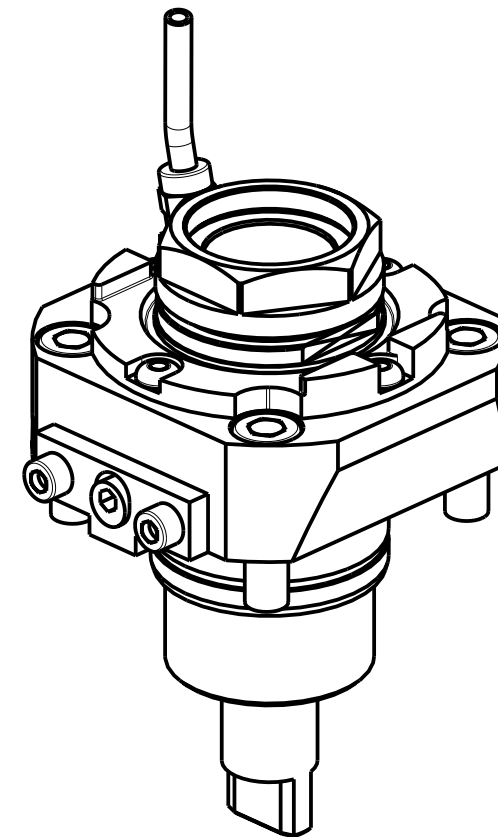
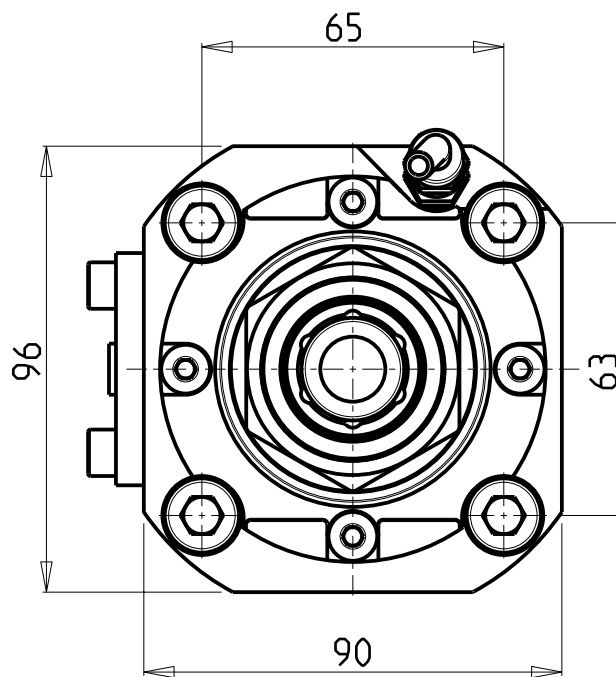
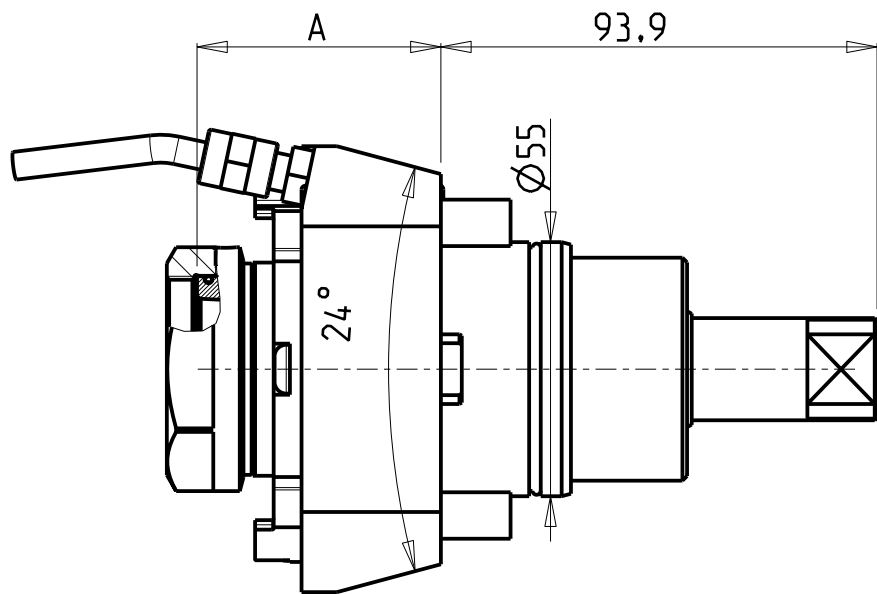
M.T. srl

Via Casino Albini 480
Tel. 0541/956034-957884
Fax 0541/956341
47842 S. GIOVANNI IN M. (RN)
e-mail: mtma@tmarchetti.com
http://www.tmmarchetti.com

PRODUZIONE MODULI ROTANTI



PAGINA BGL010-1-01



PER PORTAUTENSILI MODULARI MTSK-40 VEDI PAG. TBL300-1-40
 FOR MTSK-40 QUICK CHANGE TOOLHOLDERS CLAMPINGS SEE PAGE TBL300-1-40
 FUER MTSK-40 MODULARE WERKZEUGAUFNAHMEN SIEHE SEITE TBL300-1-40

Cod. MT	Mandrino Spindle Spindel	I	RPM	Coppia Max Max Torque Max Drehmoment	Lubr.interna Coolant through Innenkuehlung	Lubrificazione est. Ext. coolant Aussenkuehlung	A	CHIAVI NON INCLUSE Keys not included Schluessel nicht einbegriffen	
BGL0160140	MTSK-40	1:1	6000	50Nm	-	X	52.5	CHUB46	OKU0650004 ▪
BGL0160240	MTSK-40	1:1	6000	50Nm	P=30bar	X	60.5	CHUB46	OKU0650004 ▪

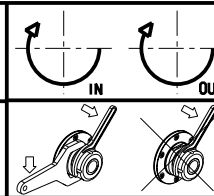
- Chiave inclusa
- Key included
- Schluessel inbegriffen

BIGLIA

MOD: B301/445/470/501(Y-S)/510/545/550/565/620/650/658/1200/446/465/745/765
 B750/1250 16 ST. - BV210/315

MODULO MOTORIZZATO RADIALE MTSK
 Radial MTSK driven tool
 Radial MTSK angetriebenes Werkzeug

Subject to change without notice.



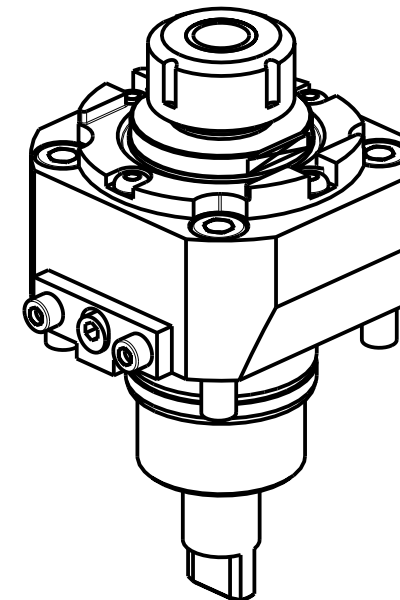
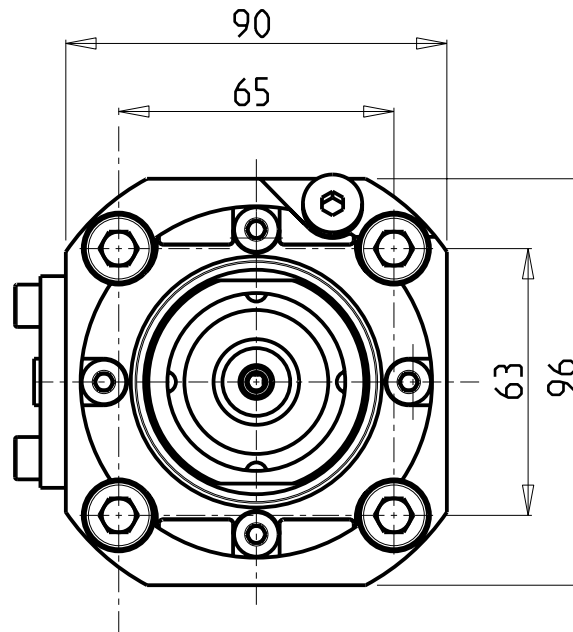
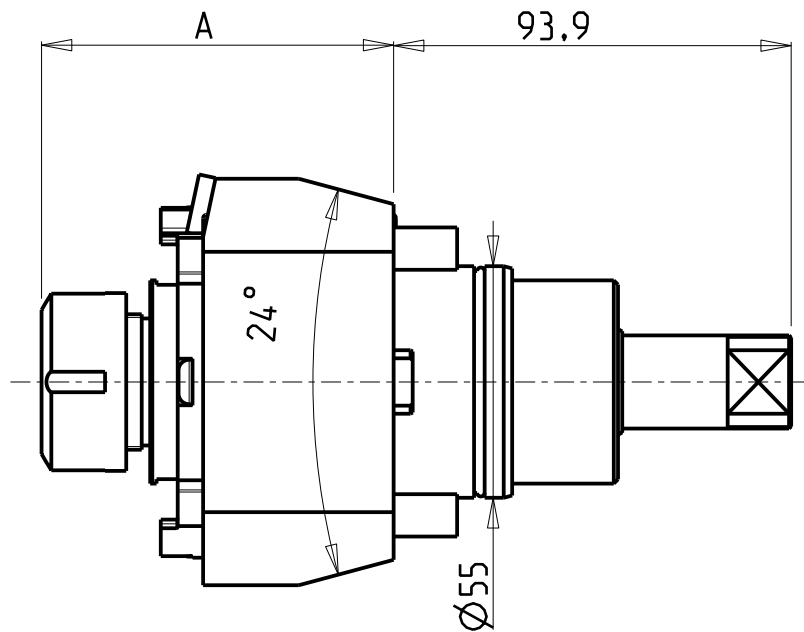
M.T. srl

Via Casino Albini 480
 Tel. 0541/956034-957884
 Fax 0541/956341
 47842 S. GIOVANNI IN M. (RN)
 e-mail: mtma@mtmarchetti.com
 http://www.mtmarchetti.com

PRODUZIONE MODULI ROTANTI



PAGINA BGL010-1-01-K

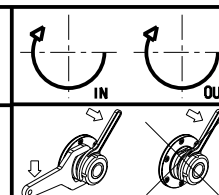


Cod. MT	Mandrino Spindle Spindel	I	RPM	Coppia Max Max Torque Max Drehmoment	Lubr.interna Coolant through Innenkuehlung	Lubrificazione est. Ext. coolant Aussenkuehlung	A	CHIAVI NON INCLUSE Keys not included Schluessel nicht einbegriffen	
BGL0290125	ER25	1:1	6000	50Nm	P=70bar	X	83.16	CHSTER25	OKU0650004 •
BGL0290132	ER32	1:1	6000	50Nm	P=70bar	X	86.16	CHSTER32	OKU0650004 •

- Chiave inclusa
- Key included
- Schluessel inbegriffen

BIGLIA
 MOD: B301/445/470/501(Y-S)/510/545/550/565/620/650/658/1200/446/465/745/765 - B750/1250 16 ST.

MODULO MOTORIZZATO RADIALE ALTA PRESSIONE
 Radial driven tool high pressure
 Radial angetriebenes Werkzeug hochdruck



M.T. srl
 Via Casino Albini 480
 Tel. 0541/956034-957884
 Fax 0541/956341
 47842 S. GIOVANNI IN M. (RN)
 e-mail: mtma@mtmarchetti.com
 http://www.mtmarchetti.com

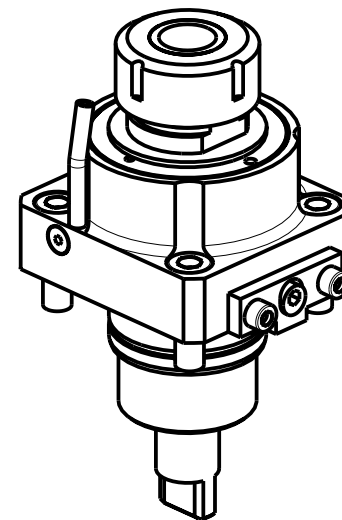
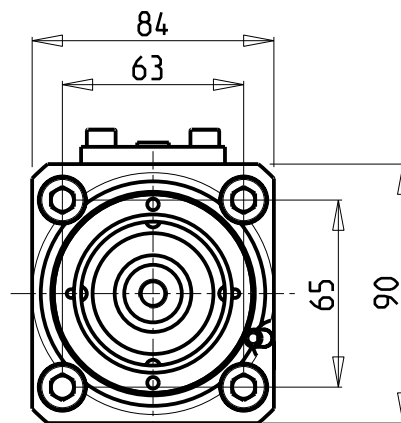
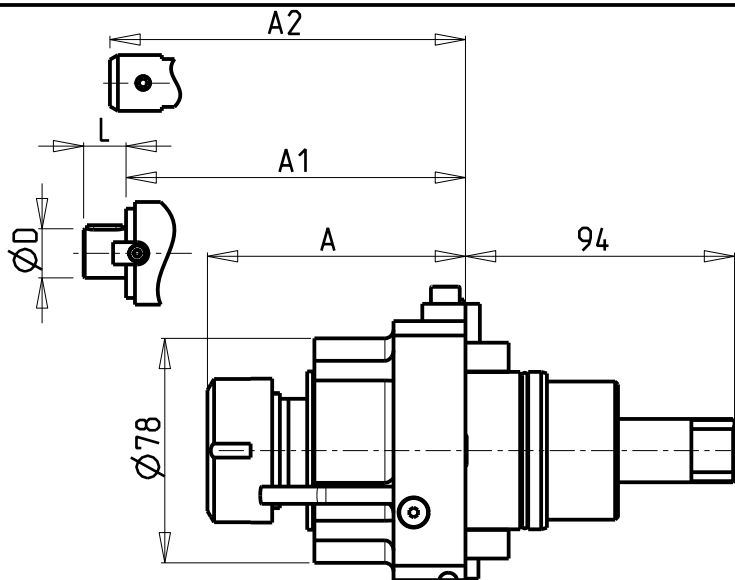
PRODUZIONE MODULI ROTANTI



PAGINA BGL010-1-20

Subject to change without notice.

10/2018



CUSCINETTI MAGGIORATI PER LAVORAZIONI PESANTI

Reinforced bearings for
heavy machining

Vergroesserte Lager fuer
schwerere Bearbeitungen

- Chiave inclusa
- Key included
- Schluessel inbegriffen

Cod. MT	Mandrino Spindle Spindel	I	RPM	Coppia Max Max Torque Max Drehmoment	Lubrificazione int. Coolant through Innenkuehlung	Lubrificazione est. Ext. coolant Aussenkuehlung	A	A1	A2	D	L	CHIAVI NON INCLUDE Keys not included Schluessel nicht einbegriffen	
0380525	ER25	1:1	6000	70Nm	-	X	89.16	-	-	-	-	CHSTER25	CHUB36 o 0100000_2
0380532	ER32	1:1	6000	70Nm	-	X	89.66	-	-	-	-	CHSTER32	CHUB36 o 0100000_2
0380640	ER40	1:1	6000	70Nm	-	X	93.66	-	-	-	-	CHSTER40	CHUB46
0381132	ER32	1:1	6000	70Nm	P=30bar	-	89.66	-	-	-	-	CHSTER32	CHUB36 o 0100000_2
0381440	ER40	1:1	6000	70Nm	P=30bar	-	93.66	-	-	-	-	CHSTER40	CHUB46
0381008	WELDON 8	1:1	6000	70Nm	-	X	-	-	76.5	-	-	-	-
0381010	WELDON 10	1:1	6000	70Nm	-	X	-	-	81	-	-	-	-
0381020	WELDON 20	1:1	6000	70Nm	-	X	-	-	87	-	-	-	-
0381617	Ø16x17	1:1	6000	70Nm	-	X	-	64.5	-	16	17	CH_VTCROCE_M08	CHUB36 o 0100000_2
0382219	Ø22x19	1:1	6000	70Nm	-	X	-	64.5	-	22	19	CH_VTCROCE_M10	CHUB36 o 0100000_2
0382240	Ø22x40	1:1	6000	70Nm	-	X	-	64.5	-	22	40	CH_VTCROCE_M10	CHUB36 o 0100000_2
0382721	Ø27x21	1:1	6000	70Nm	-	X	-	64.5	-	27	21	CH_VTCROCE_M12	CHUB36 o 0100000_2

BIGLIA

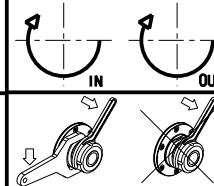
MOD: B301/445/470/501(Y-S)/510/545/550/565/620/650/658/1200/446/465/745/765
B750/1250 16 ST. - BV210/315

MODULO MOTORIZZATO RADIALE MAGGIORATO

Radial reinforced driven tool

Radial angetriebenes Werkzeug vergroessert

Subject to change without notice.



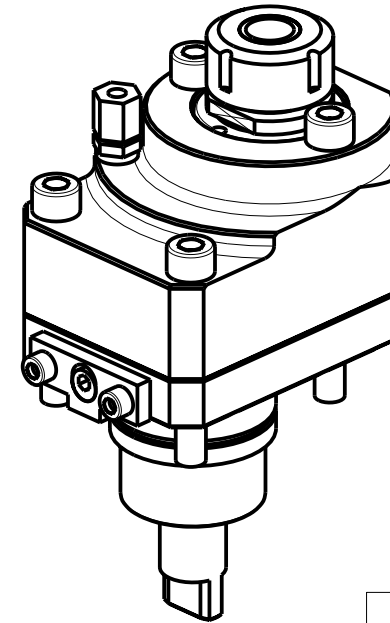
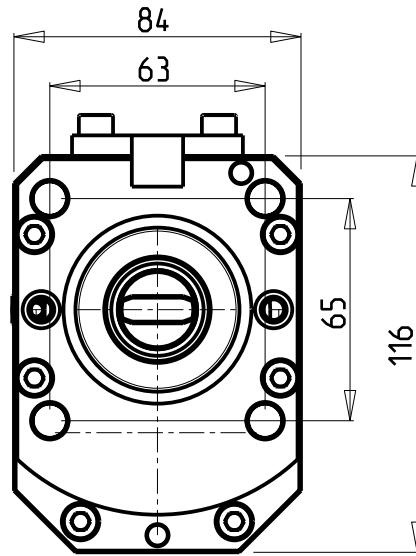
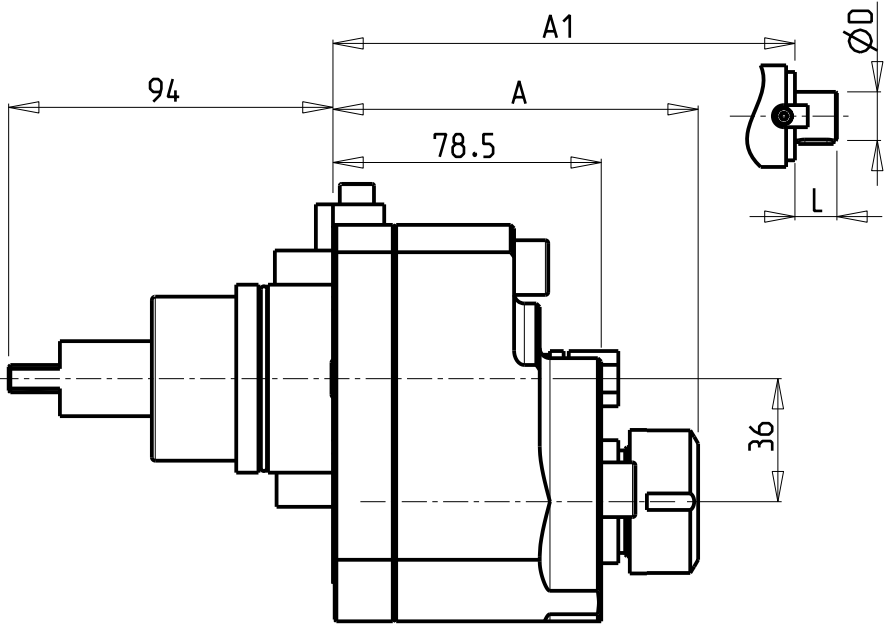
M.T. srl

Via Casino Albini 480
Tel. 0541/956034-957884
Fax 0541/956341
47842 S. GIOVANNI IN M. (RN)
e-mail: mtma@mtmarchetti.com
http://www.mtmarchetti.com

PRODUZIONE MODULI ROTANTI



PAGINA BGL020-1-00



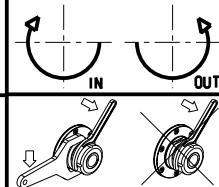
- Chiave inclusa
- Key included
- Schlüssel inbegriffen

Cod. MT	Mandrino Spindle Spindel	I	RPM	Coppia Max Max Torque Max Drehmoment	Reversibile lato mandrino/contromandrino Reversible sub/main spindle side Umkehrbare Spindel-seite/ Gegenspindel-seite	Lubrificazione est. Ext. coolant Aussenkuehlung	A	A1	D	L	CHIAVI NON INCLUDE Keys not included Schluessel nicht einbegriffen	
0490025	ER25	1:1	6000	50Nm	X	X	106.86	-	-	-	CHSTER25	MNL0210007
0490032	ER32	1:1	6000	50Nm	X	X	120.56	-	-	-	CHSTER32	MNL0210007
0491617	Ø16x17	1:1	6000	50Nm	X	X	-	88.5	16	17	CH_VTCROCE_M08	MNL0210007
0492219	Ø22x19	1:1	6000	50Nm	X	X	-	90.5	22	19	CH_VTCROCE_M10	MNL0210007
0492721	Ø27x21	1:1	6000	50Nm	X	X	-	92.5	27	21	CH_VTCROCE_M12	MNL0210007


BIGLIA
 MOD: B301/445/470/501(Y-S)/510/545/550/565/620/650/658/1200/446/465/745/765 - B750/1250 16 ST.

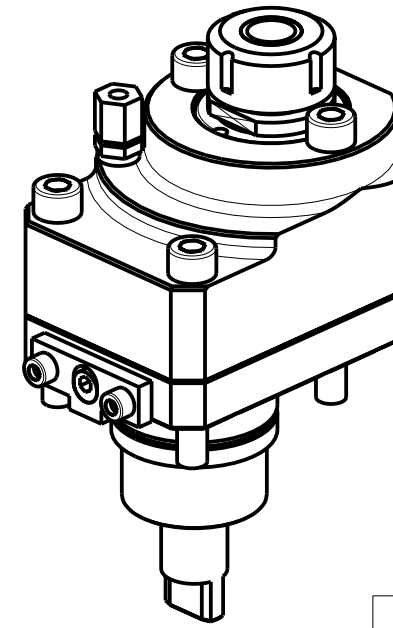
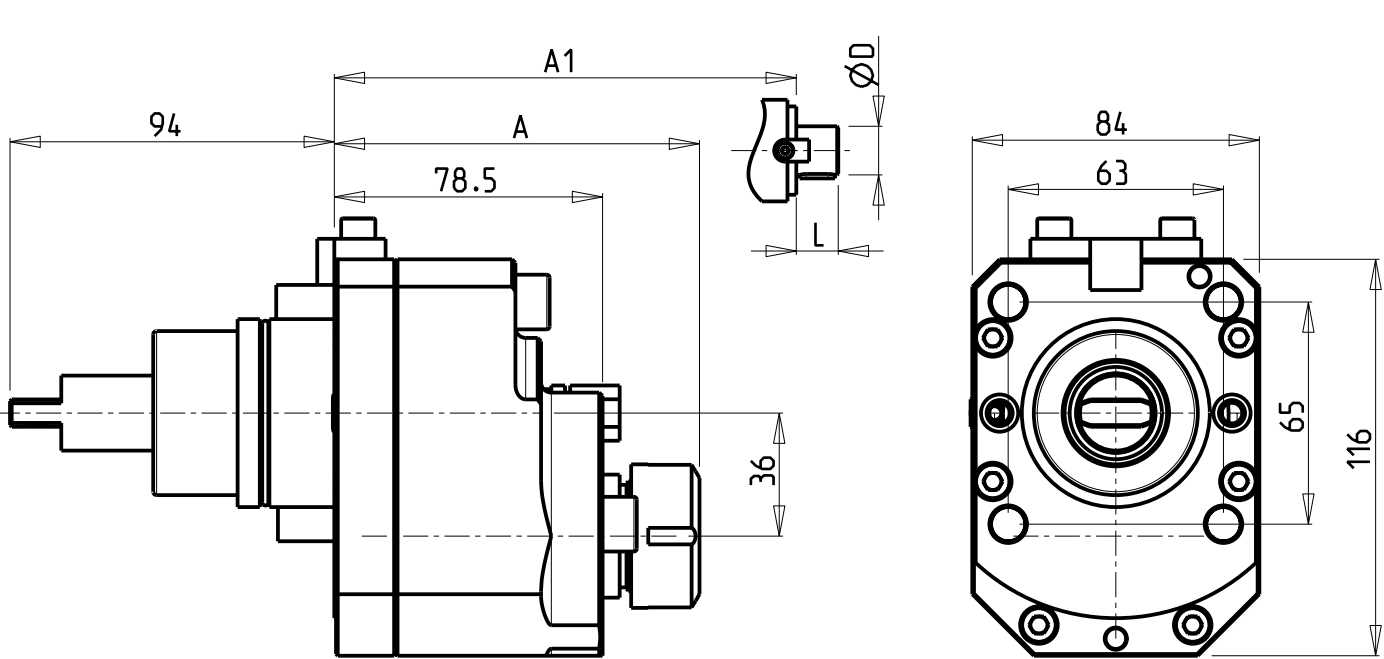
MODULO MOTORIZZATO RADIALE DISASSATO IN Z 36mm
 Radial driven tool re-directed in Z by 36mm
 Radial angetriebenes Werkzeug achsversetzt in Z um 36mm

Subject to change without notice.



M.T. srl
 Via Casino Albini 480
 Tel. 0541/956034-957884
 Fax 0541/956341
 47842 S. GIOVANNI IN M. (RN)
 e-mail: mtma@mtmarchetti.com
 http://www.mtmarchetti.com

PRODUZIONE MODULI ROTANTI

 PAGINA BGL030-1-10



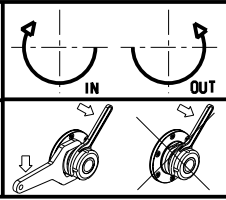
- Chiave inclusa
- Key included
- Schlüssel inbegriffen

Cod. MT	Mandrino Spindle Spindel	I	RPM	Coppia Max Max Torque Max Drehmoment	Reversibile lato mandrino/contromandrino Reversible sub/main spindle side Umkehrbare Spindel-seite/ Gegenspindel-seite	Lubrificazione est. Ext. coolant Aussenkuehlung	A	A1	D	L	CHIAVI NON INCLUSE Keys not included Schlüssel nicht einbegriffen	
0260025	ER25	2:1	3000	65Nm	X	X	106.86	-	-	-	CHSTER25	MNL0210007
0260032	ER32	2:1	3000	65Nm	X	X	120.56	-	-	-	CHSTER32	MNL0210007
0261617	Ø16x17	2:1	3000	65Nm	X	X	-	88.5	16	17	CH_VTCROCE_M08	• MNL0210007
0262219	Ø22x19	2:1	3000	65Nm	X	X	-	90.5	22	19	CH_VTCROCE_M10	• MNL0210007
0262721	Ø27x21	2:1	3000	65Nm	X	X	-	92.5	27	21	CH_VTCROCE_M12	• MNL0210007

BIGLIA
 MOD: B301/445/470/501(Y-S)/510/545/550/565/620/650/658/1200/446/465/745/765 - B750/1250 16 ST.

MODULO MOTORIZZATO RADIALE RIDOTTO I=2:1 DISASSATO IN Z 36mm
 Radial geared-down I=2:1 driven tool re-directed in Z by 36mm
 Radial angetriebenes Werkzeug untersetzt I=2:1 achsversetzt in Z um 36mm

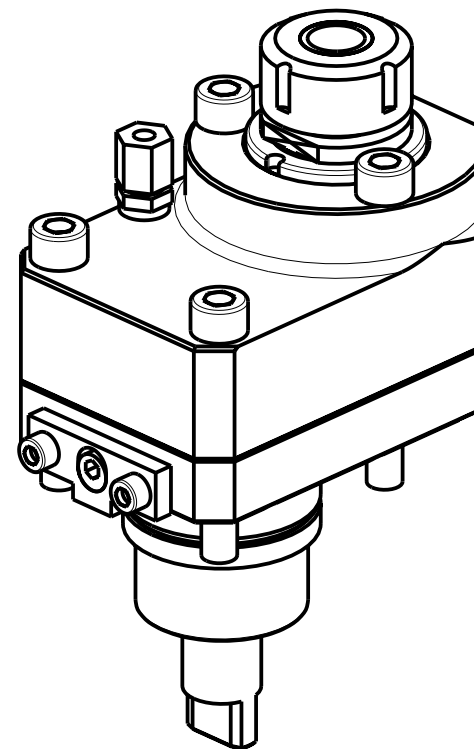
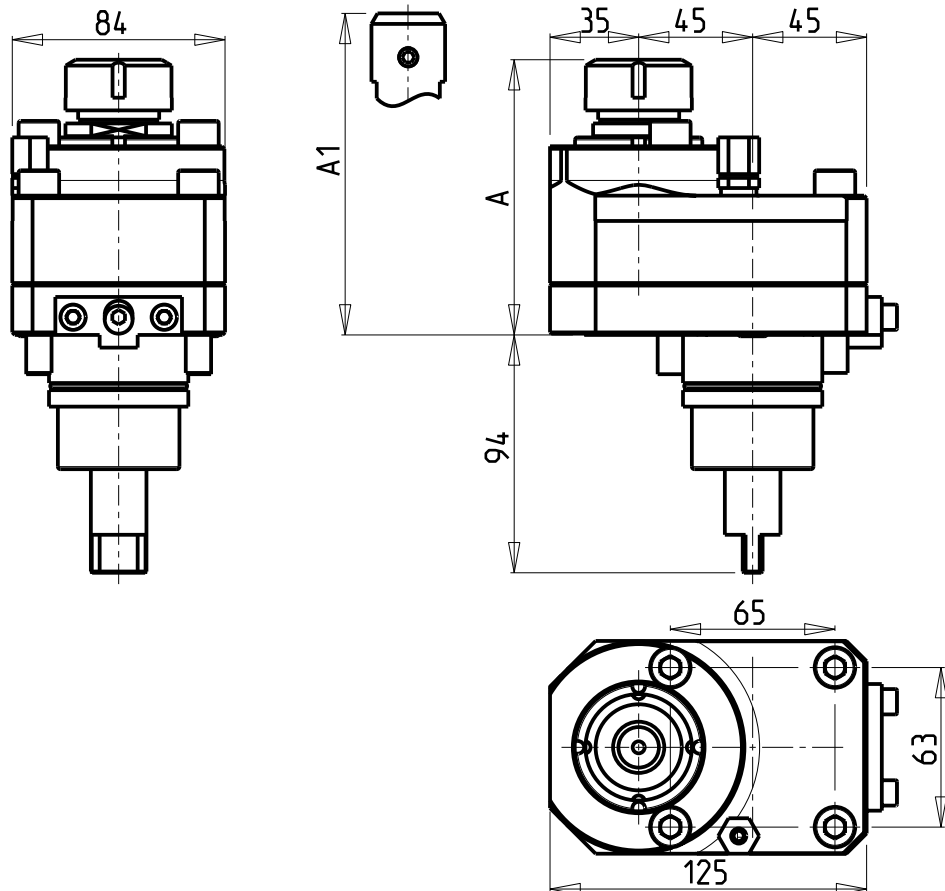
Subject to change without notice.



M.T. srl
 Via Casino Albini 480
 Tel. 0541/956034-957884
 Fax 0541/956341
 47842 S. GIOVANNI IN M. (RN)
 e-mail: mtma@mtmarchetti.com
 http://www.mtmarchetti.com

PRODUZIONE MODULI ROTANTI

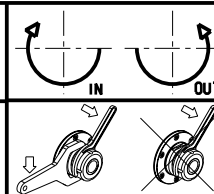
 PAGINA BGL030-1-20



Cod. MT	Cod. BIGLIA	Mandrino Spindle Spindel	I	RPM	Coppia Max Max Torque Max Drehmoment	Reversibile lato mandrino/contromandrino Reversible sub/main spindle side Umkehrbare Spindel-seite/ Gegenspindel-seite	Lubrificazione est. Ext. coolant Aussenkuehlung	A	A1	CHIAVI NON INCLUSE Keys not included Schlüssel nicht einbegriffen	
0130025	T134-00026	ER25	1:2	12000	30Nm	X	X	108.66	-	CHSTER25	MNL0210007
0130032		ER32	1:2	12000	30Nm	X	X	121.16	-	CHSTER32	MNL0210007
0131006		WELDON 6	1:2	12000	30Nm	X	X	-	107.5		

BIGLIA
 MOD: B301/445/470/501(Y-S)/510/545/550/565/620/650/658/1200/446/465/745/765 - B750/1250 16 ST.

MODULO MOTORIZZATO RADIALE MOLTIPLICATO I=1:2 DISASSATO IN Z 45mm
 Radial geared-up I=1:2 driven tool re-directed in Z by 45mm
 Radial angetriebenes Werkzeug uebersetzt I=1:2 achsversetzt in Z um 45mm



M.T. srl
 Via Casino Albini 480
 Tel. 0541/956034-957884
 Fax 0541/956341
 47842 S. GIOVANNI IN M. (RN)
 e-mail: mtma@mtmarchetti.com
 http://www.mtmarchetti.com

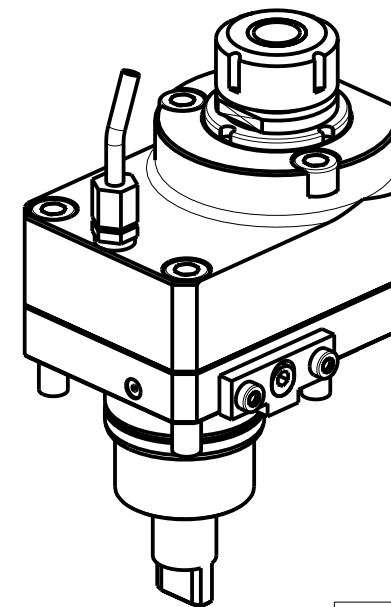
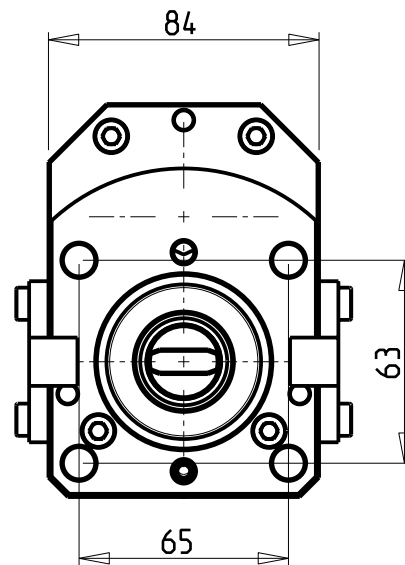
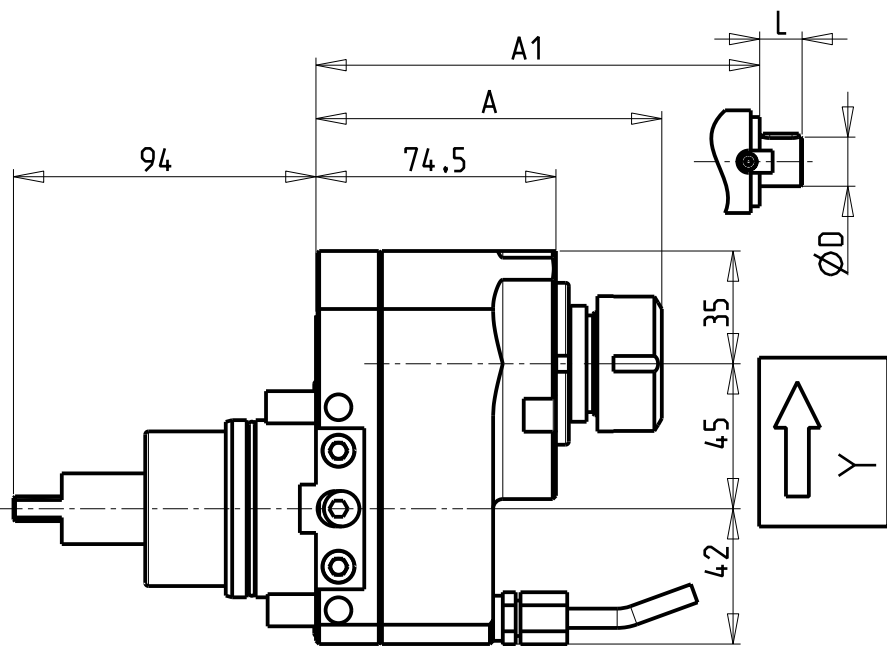
PRODUZIONE MODULI ROTANTI



PAGINA BGL030-1-30

Subject to change without notice.

10/2018

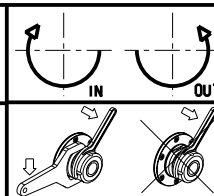


- Chiave inclusa
- Key included
- Schlüssel inbegriffen

Cod. MT	Mandrino Spindle Spindel	I	RPM	Coppia Max Max Torque Max Drehmoment	Reversibile lato mandrino/contromandrino Reversible sub/main spindle side Umkehrbare Spindel-seite/Gegenspindel-seite	Lubrificazione est. Ext. coolant Aussehenkuehlung	A	A1	D	L	CHIAVI NON INCLUDE Keys not included Schlüssel nicht einbegriffen	
0690025	ER25	1:1	6000	50Nm	X	X	107.36	-	-	-	CHSTER25	CHUB36
0691617	Ø16x17	1:1	6000	50Nm	X	X	-	89	16	17	CH_VTCROCE_M08	CHUB36
0692219	Ø22x19	1:1	6000	50Nm	X	X	-	91	22	19	CH_VTCROCE_M10	CHUB36
0692721	Ø27x21	1:1	6000	50Nm	X	X	-	93	27	21	CH_VTCROCE_M12	CHUB36

BIGLIA
 MOD: B301/445/470/501(Y-S)/510/545/550/565/620/650/658/1200/446/465/745/765 - B750/1250 16 ST.

MODULO MOTORIZZATO RADIALE DISASSATO IN Y 45mm
 Radial driven tool re-directed in Y by 45mm
 Radial angetriebenes Werkzeug achsversetzt in Y um 45mm



M.T. srl
 Via Casino Albini 480
 Tel. 0541/956034-957884
 Fax 0541/956341
 47842 S. GIOVANNI IN M. (RN)
 e-mail: mtma@mtmarchetti.com
 http://www.mtmarchetti.com

PRODUZIONE MODULI ROTANTI



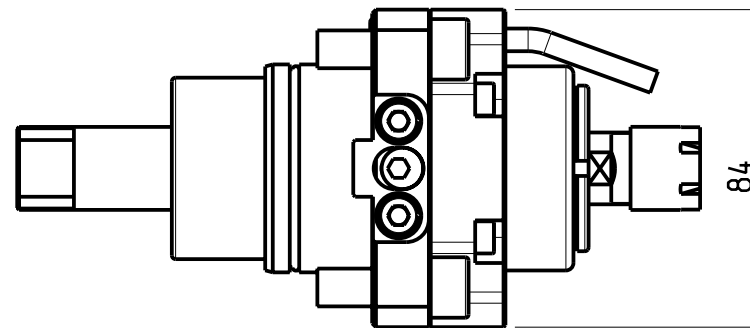
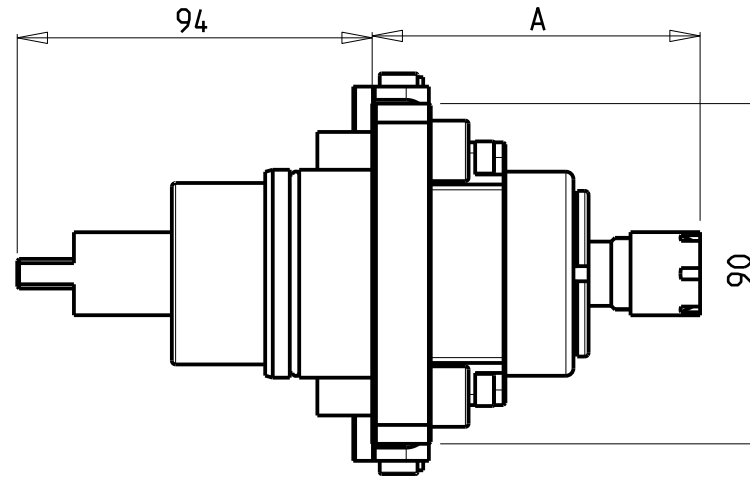
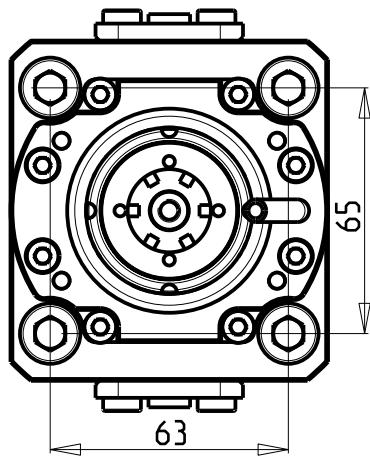
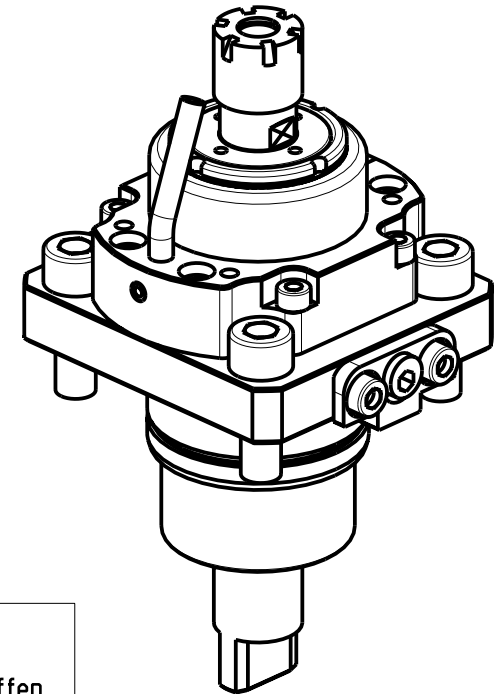
PAGINA BGL040-1-10

Subject to change without notice.

10/2018

ATTENZIONE - ATTENTION - ACHTUNG

- Per lo smontaggio degli utensili utilizzare sempre la chiave di contrasto come indicato nel manuale d'uso.
- For disassembly of the tools use always the contrast key as mentioned in the user instructions.
- Fuer das Abmontieren der Werkzeuge immer den Gegenschlüssel benutzen wie in der Bedienungsanleitung erwäohnt.



ATTENZIONE - ATTENTION - ACHTUNG

- PRIMA DI UTILIZZARE IL MOTORIZZATO CONSULTARE LE ISTRUZIONI ALLEGATE!
- BEFORE USING THE DRIVEN TOOL, PLEASE CHECK THE ENCLOSED INSTRUCTION SHEET!
- VOR DER BENUTZUNG DES ANGETRIEBENEN WERKZEUGES, DIE BEILIEGENDEN INSTRUKTIONEN DURCHLESEN!

Cod. MT	Cod. BIGLIA	Mandrino Spindle Spindel	I	RPM MAX	Coppia Max Max Torque Max Drehmoment	Lubrificazione int. Coolant through Innenkuehlung	Lubrificazione est. Ext. coolant Aussenkuehlung	A	CHIAVI INCLUDE Keys included Schluessel einbegriffen	
0170016_1	T134-00078	ER16	1:5.625	22500	6Nm		X	86.75	CHMNER16	CHUB17
0170011	-	ER11	1:5.625	22500	6Nm	P=30bar	X	99	CHMNER11	CHUB11

BIGLIA

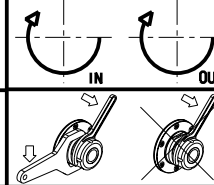
MOD: B301/445/470/501(Y-S)/510/545/550/565/620/650/658/1200/446/465/745/765
B750/1250 16 ST. - BV210/315

MODULO MOTORIZZATO RADIALE MOLTIPLICATO I=1:5.625

Radial geared-up I=1:5.625 driven tool

Radial angetriebenes Werkzeug uebersetzt I=1:5.625

Subject to change without notice.



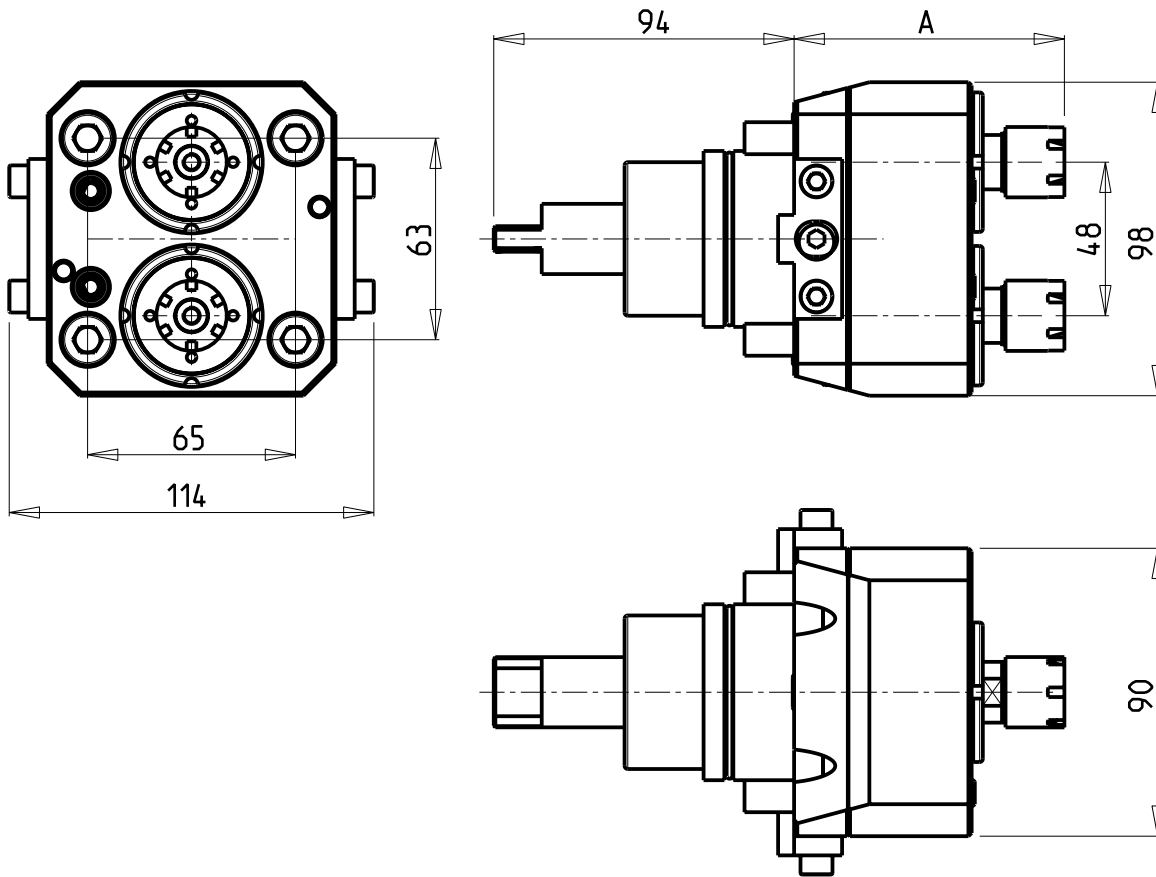
M.T. srl

Via Casino Albini 480
Tel. 0541/956034-957884
Fax 0541/956341
47842 S. GIOVANNI IN M. (RN)
e-mail: mtma@mtmarchetti.com
http://www.mtmarchetti.com

PRODUZIONE MODULI ROTANTI

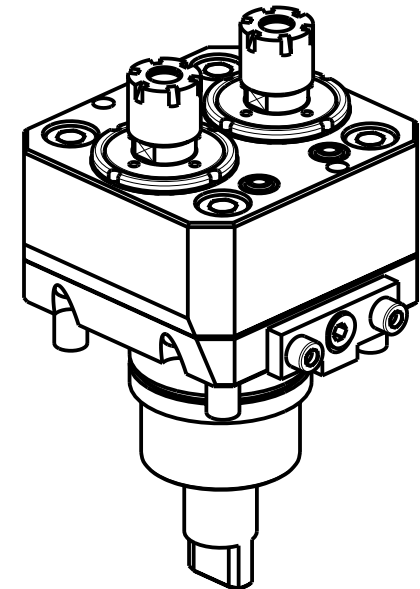


PAGINA BGL060-1-00



ATTENZIONE - ATTENTION - ACHTUNG

- Per lo smontaggio degli utensili utilizzare sempre la chiave di contrasto come indicato nel manuale d'uso.
- For disassembly of the tools use always the contrast key as mentioned in the user instructions.
- Fuer das Abmontieren der Werkzeuge immer den Gegenschlüssel benutzen wie in der Bedienungsanleitung erwäehnt.



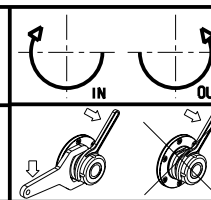
Cod. MT	Cod. BIGLIA	Mandrino Spindle Spindel	I	RPM	Coppia Max Max Torque Max Drehmoment	Lubrificazione est. Ext. coolant Ausseenkuehlung	A	CHIAVI NON INCLUDE Keys not included Schluessel nicht einbegriffen	
0150016X2	41.32.30.00	ER16	1:1	6000	30Nm	X	84.5	CHMNER16	CHUB17
0150025X2	-	ER25	1:1	6000	30Nm	X	85	CHSTER25	CHUB36

BIGLIA

MOD: B301/445/470/501(Y-S)/510/545/550/565/620/650/658/1200/446/465/745/765
B750/1250 16 ST. - BV210/315

MODULO MOTORIZZATO RADIALE 2 USCITE IN Y
Radial single side twin head driven tool in Y
Radial angetriebenes Werkzeug 2 Ausgaenge in Y

Subject to change without notice.



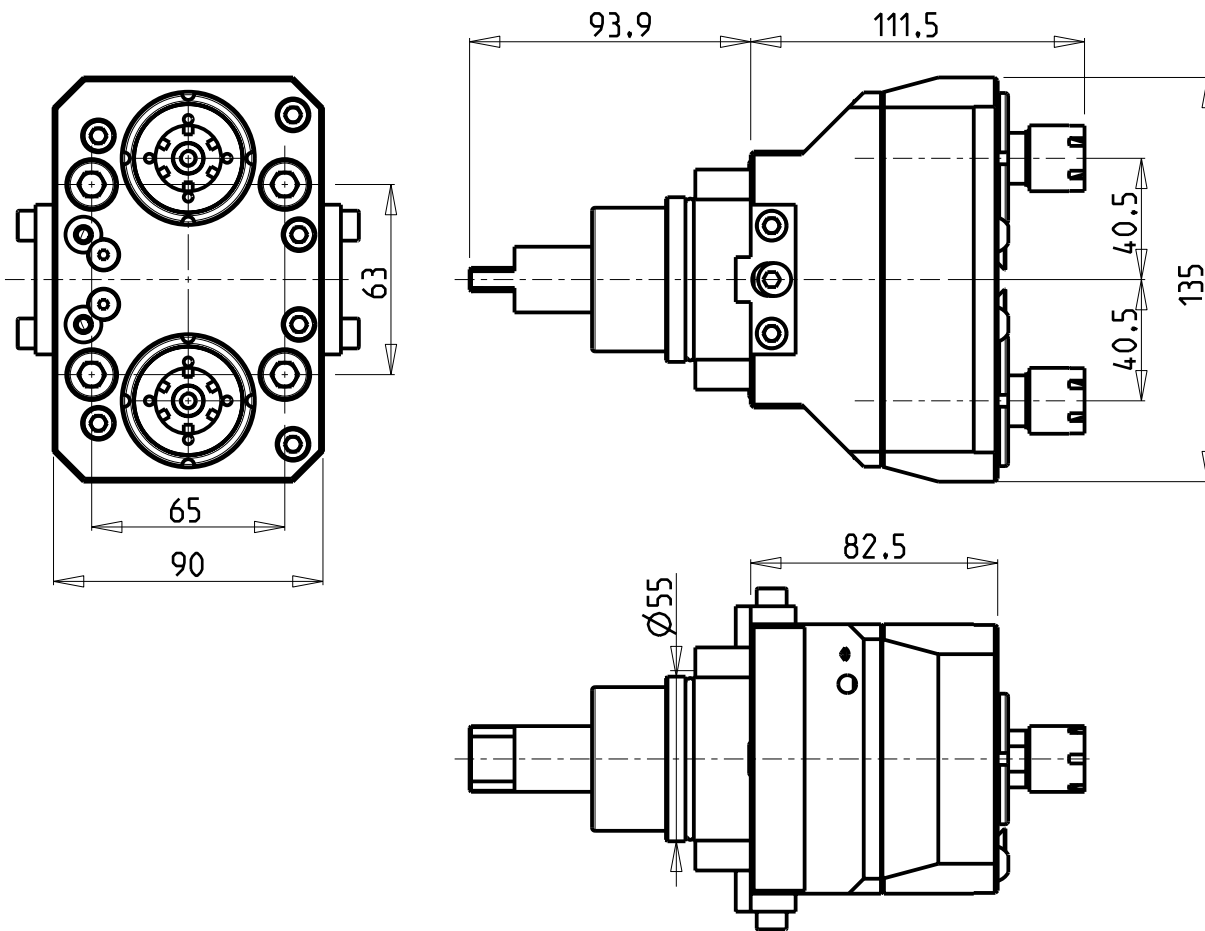
M.T. srl

Via Casino Albini 480
Tel. 0541/956034-957884
Fax 0541/956341
47842 S. GIOVANNI IN M. (RN)
e-mail: mtma@mtmarchetti.com
http://www.mtmarchetti.com

PRODUZIONE MODULI ROTANTI

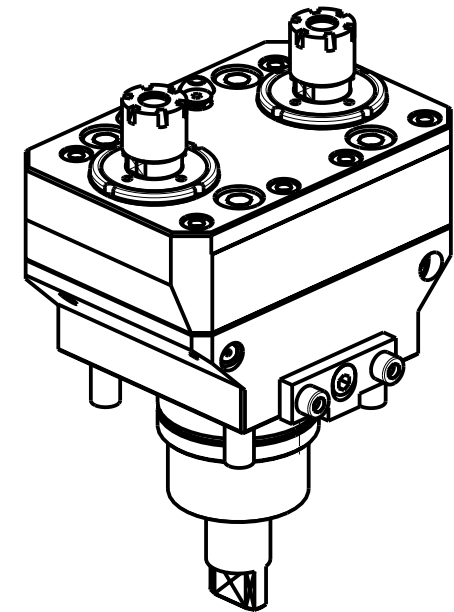


PAGINA BGL080-1-00



ATTENZIONE - ATTENTION - ACHTUNG

- Per lo smontaggio degli utensili utilizzare sempre la chiave di contrasto come indicato nel manuale d'uso.
- For disassembly of the tools use always the contrast key as mentioned in the user instructions.
- Fuer das Abmontieren der Werkzeuge immer den Gegenschlüssel benutzen wie in der Bedienungsanleitung erwäehnt.



Cod. MT	Mandrino Spindle Spindel	I	RPM	Coppia Max Max Torque Max Drehmoment	Reversibile lato mandrino/contromandrino Reversible sub/main spindle side Umkehrbare Spindel-seite/ Gegenspindel-seite	Lubrificazione est. Ext. coolant Aussenkuehlung	CHIAVI NON INCLUSE Keys not included Schluesssel nicht einbegriffen	
BGL0030216	ER16	1:2	12000	20Nm	X	X	CHMNER16	CHUB17

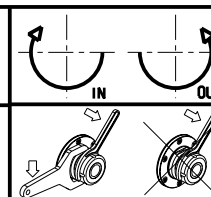
BIGLIA

MOD: B301/445/470/501(Y-S)/510/545/550/565/620/650/658/1200/446/465/745/765
B750/1250 16 ST. - BV210/315

MODULO MOTORIZZATO RADIALE 2 USCITE IN Y Moltiplicato I=1:2

Radial geared-up I=1:2 single side twin head driven tool in Y

Radial angetriebenes Werkzeug 2 Ausgaenge in Y uebersetzt I=1:2



M.T. srl

Via Casino Albini 480
Tel. 0541/956034-957884
Fax 0541/956341
47842 S. GIOVANNI IN M. (RN)
e-mail: mtma@mtmarchetti.com
http://www.mtmarchetti.com

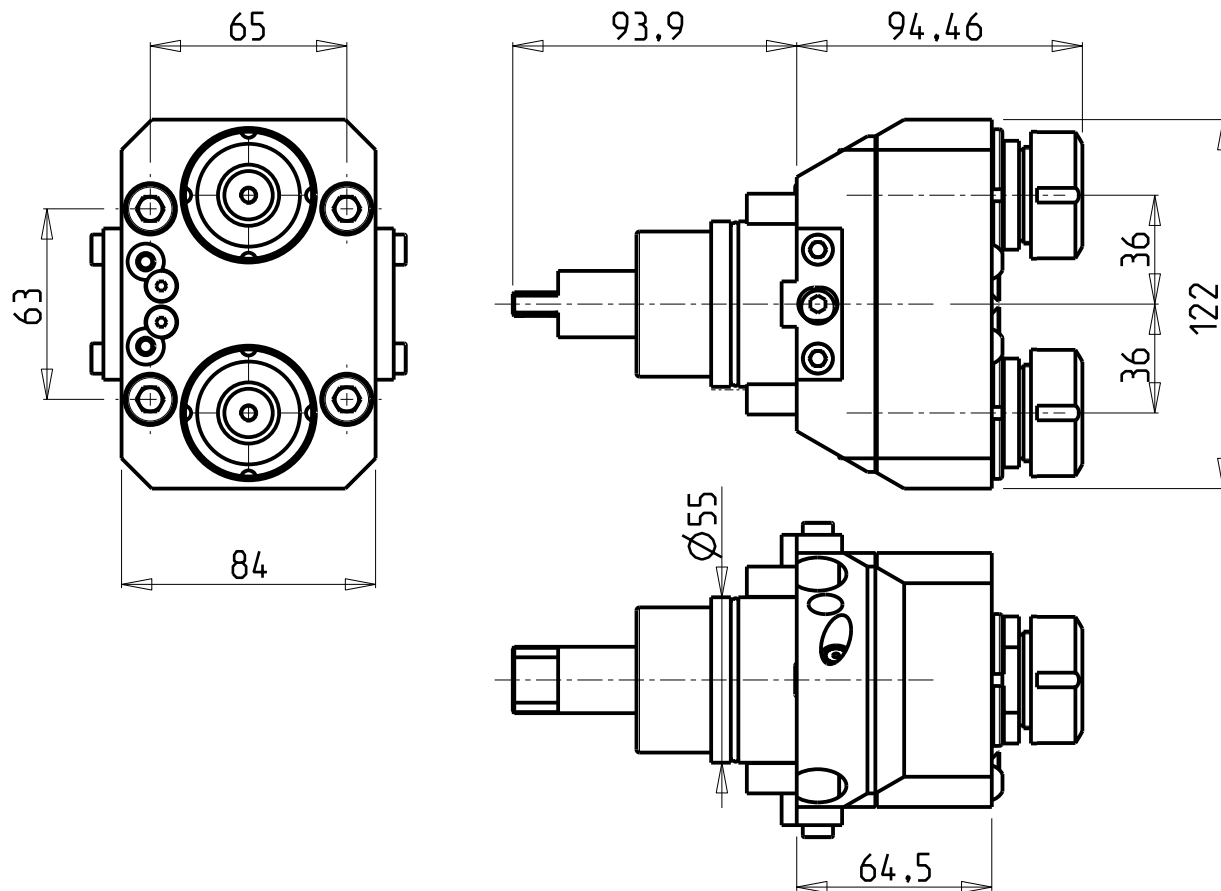
PRODUZIONE MODULI ROTANTI



PAGINA BGL080-1-10

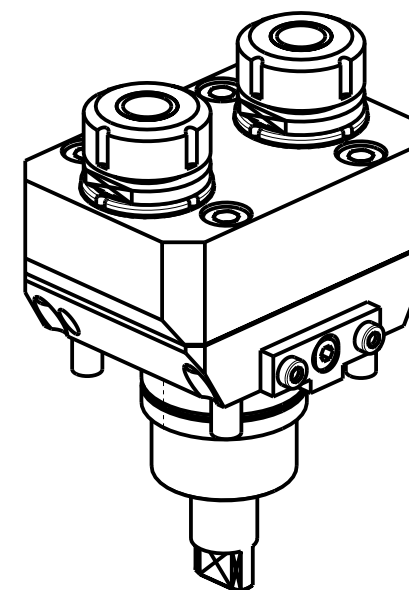
Subject to change without notice.

10/2018



ATTENZIONE - ATTENTION - ACHTUNG

- Per lo smontaggio degli utensili utilizzare sempre la chiave di contrasto come indicato nel manuale d'uso.
- For disassembly of the tools use always the contrast key as mentioned in the user instructions.
- Fuer das Abmontieren der Werkzeuge immer den Gegenschlüssel benutzen wie in der Bedienungsanleitung erwaeht.



Cod. MT	Mandrino Spindle Spindel	I	RPM	Coppia Max Max Torque Max Drehmoment	Lubrificazione est. Ext. coolant Aussenkuehlung	CHIAVI NON INCLUSE Keys not included Schluessel nicht einbegriffen	
BGL0140225	ER25	1:2	12000	20Nm	X	CHSTER25	CHUB36

BIGLIA

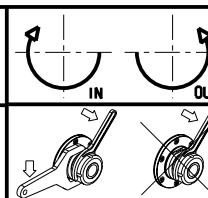
MOD: B301/445/470/501(Y-S)/510/545/550/565/620/650/658/1200/446/465/745/765
B750/1250 16 ST. - BV210/315

MODULO MOTORIZZATO RADIALE 2 USCITE IN Y Moltiplicato I=1:2

Radial geared-up I=1:2 single side twin head driven tool in Y

Radial angetriebenes Werkzeug 2 Ausgaenge in Y uebersetzt I=1:2

Subject to change without notice.



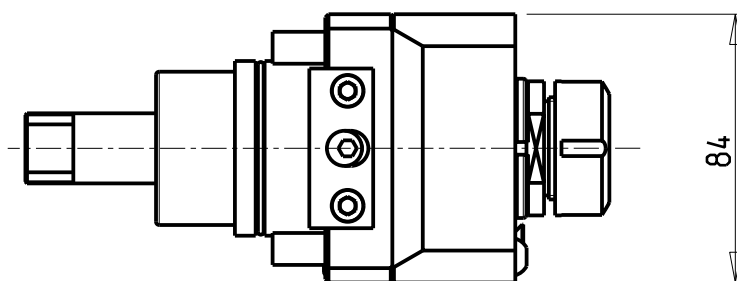
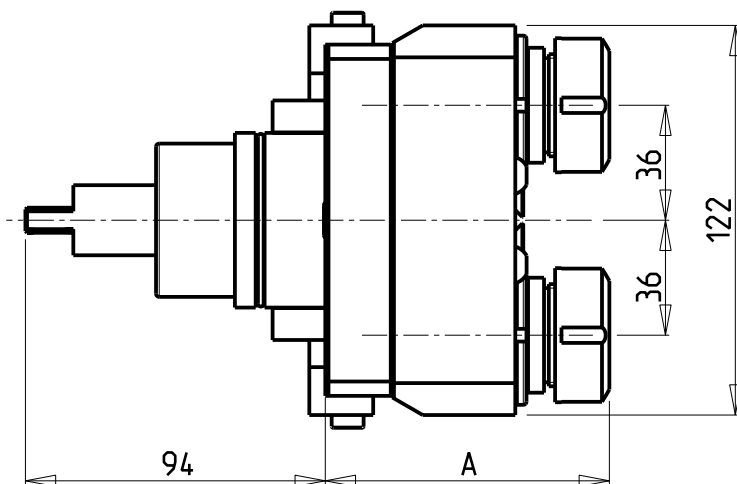
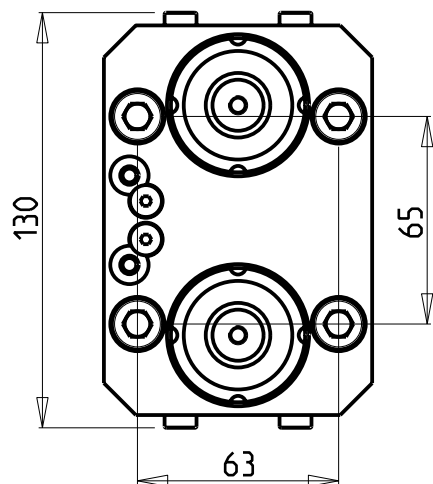
M.T. srl

Via Casino Albini 480
Tel. 0541/956034-957884
Fax 0541/956341
47842 S. GIOVANNI IN M. (RN)
e-mail: mtma@mtmarchetti.com
http://www.mtmarchetti.com

PRODUZIONE MODULI ROTANTI

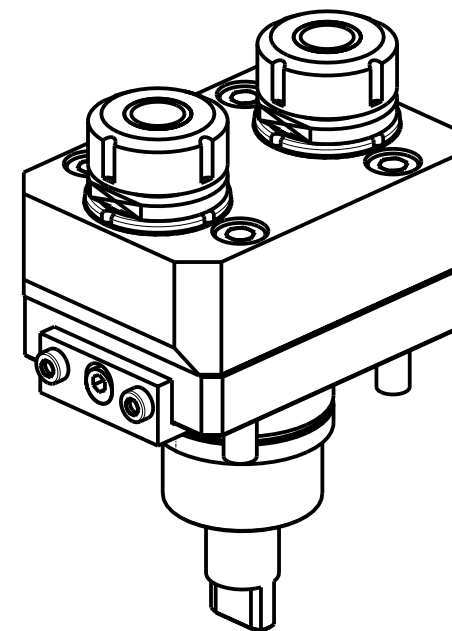


PAGINA BGL080-1-20



ATTENZIONE - ATTENTION - ACHTUNG

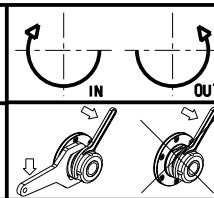
- Per lo smontaggio degli utensili utilizzare sempre la chiave di contrasto come indicato nel manuale d'uso.
- For disassembly of the tools use always the contrast key as mentioned in the user instructions.
- Fuer das Abmontieren der Werkzeuge immer den Gegenschlüssel benutzen wie in der Bedienungsanleitung erwaeht.




Cod. MT	Mandrino Spindle Spindel	I	RPM	Coppia Max Max Torque Max Drehmoment	Lubrificazione est. Ext. coolant Aussenkuehlung	A	CHIAVI NON INCLUSE Keys not included Schlüssel nicht einbegriffen	
BGL0020225	ER25	1:2	12000	20Nm	X	88.96	CHSTER25	CHUB36

BIGLIA
 MOD: B301/445/470/501(Y-S)/510/545/550/565/620/650/658/1200/446/465/745/765 - B750/1250 16 ST.

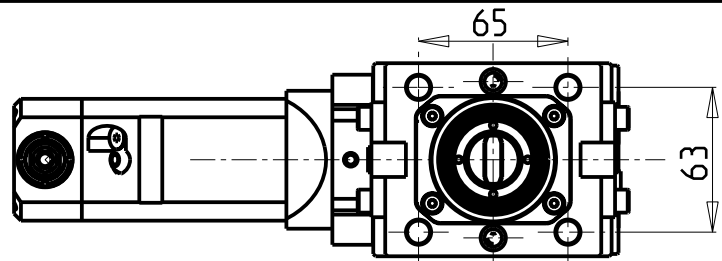
MODULO MOTORIZZATO RADIALE 2 USCITE IN Z MOLTIPLICATO I=1:2
 Radial geared-up I=1:2 twin head driven tool in Z
 Radial angetriebenes Werkzeug 2 Ausgaenge in Z uebersetzt I=1:2



M.T. srl
 Via Casino Albini 480
 Tel. 0541/956034-957884
 Fax 0541/956341
 47842 S. GIOVANNI IN M. (RN)
 e-mail: mtma@mtmarchetti.com
 http://www.mtmarchetti.com

PRODUZIONE MODULI ROTANTI

 PAGINA BGL090-1-00

Subject to change without notice.



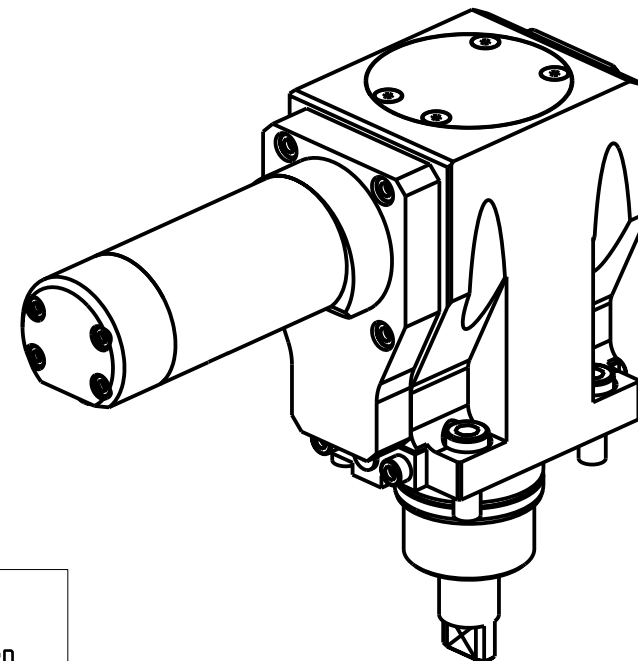
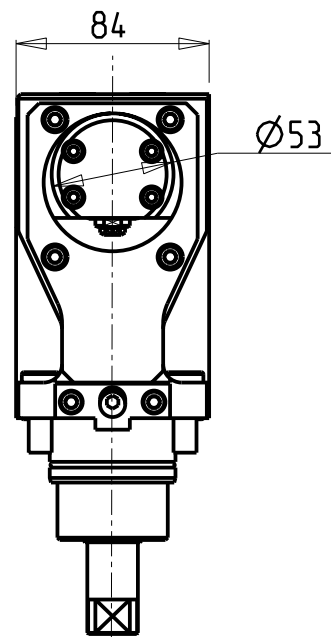
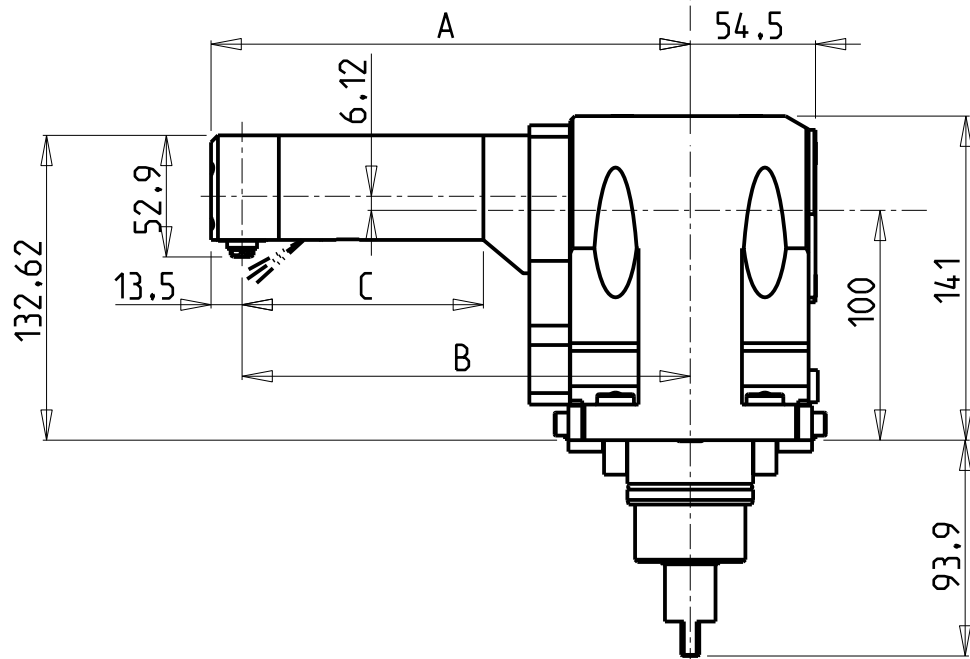
PER LAVORAZIONI INTERNE
SU FORI Ø60 MINIMO

For machining internal
holes with Ø60 min. hole

Fuer interne Bearbeitungen
am loch minimum Ø60

ATTENZIONE - ATTENTION - ACHTUNG

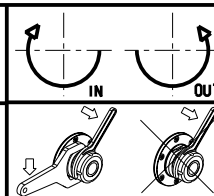
- Per lo smontaggio degli utensili utilizzare sempre la chiave di contrasto come indicato nel manuale d'uso.
- For disassembly of the tools use always the contrast key as mentioned in the user instructions.
- Fuer das Abmontieren der Werkzeuge immer den Gegenschlüssel benutzen wie in der Bedienungsanleitung erwaeht.



Cod. MT	Mandrino Spindle Spindel	I	RPM	Coppia Max Max Torque Max Drehmoment	Lubrificazione est. Ext. coolant Aussenkuehlung	A	B	C	CHIAVI INCLUSE Keys included Schluesssel einbegriffen	
BGL0501055	CHG	1:1	6000	8Nm	X	158.5	145	55	CHUB13	CHCHG10
BGL0501105	CHG	1:1	6000	8Nm	X	208.5	195	105	CHUB13	CHCHG10
BGL0501155	CHG	1:1	6000	8Nm	X	258.5	245	155	CHUB13	CHCHG10

BIGLIA
MOD: B445/470/545/550/565/650/658/1200/446/465/745/765 - B750/1250 16 ST.

MODULO MOTORIZZATO RADIALE ROVESCiato DISASSATO IN Z
Radial inverted driven tool re-directed in Z
Radial angetriebenes Werkzeug ungekehrt achsversetzt in Z



M.T. srl
Via Casino Albini 480
Tel. 0541/956034-957884
Fax 0541/956341
47842 S. GIOVANNI IN M. (RN)
e-mail: mtma@mtmarchetti.com
http://www.mtmarchetti.com

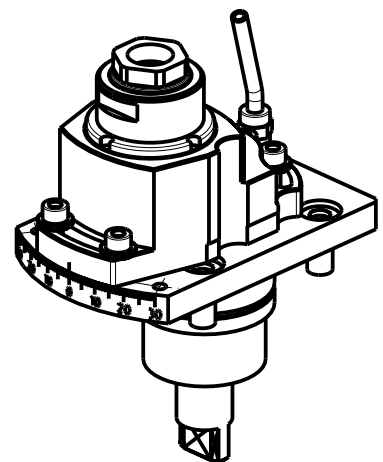
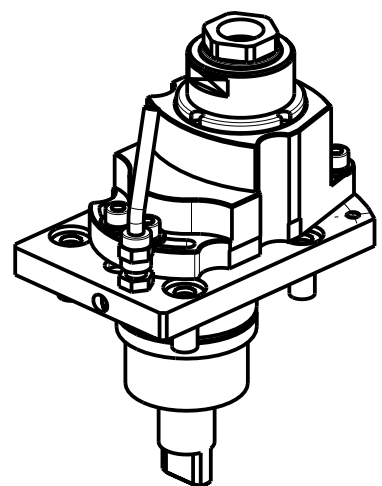
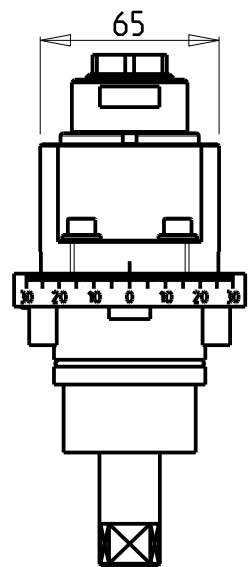
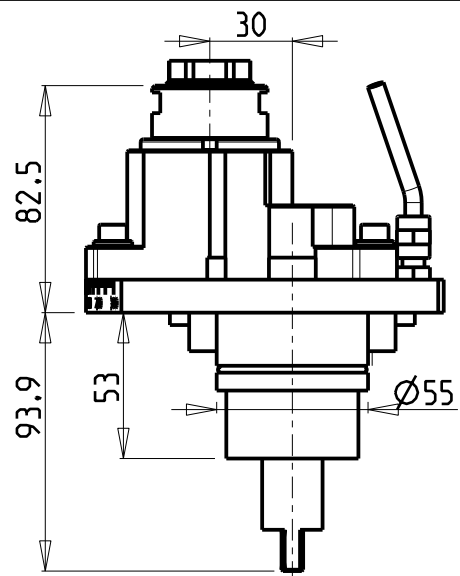
PRODUZIONE MODULI ROTANTI



PAGINA BGL120-1-30

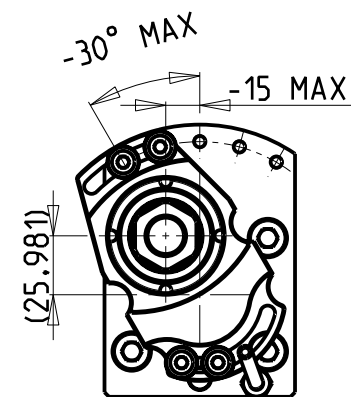
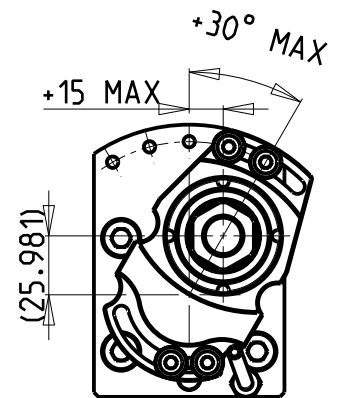
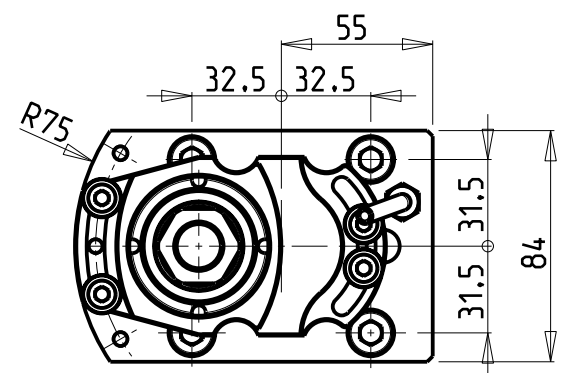
Subject to change without notice.

10/2018



ATTENZIONE - ATTENTION - ACHTUNG

- Per lo smontaggio degli utensili utilizzare sempre la chiave di contrasto come indicato nel manuale d'uso.
- For disassembly of the tools use always the contrast key as mentioned in the user instructions.
- Fuer das Abmontieren der Werkzeuge immer den Gegenschlüssel benutzen wie in der Bedienungsanleitung erwaeht.



Cod. MT	Mandrino Spindel Spindel	I	RPM	Coppia Max Max Torque Max Drehmoment	Lubrificazione est. Ext. coolant Aussenkuehlung	CHIAVI NON INCLUSE Keys not included Schluessel nicht einbegriffen	
BGL0121025	ERA25	1:1	6000	30Nm	X	CHUB36	CHUB27

BIGLIA

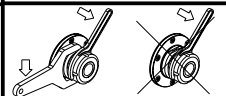
MOD: B301/445/470/501(Y-S)/510/545/550/565/620/650/658/1200/446/465/745/765 - B750/1250 16 ST.

MODULO MOTORIZZATO RADIALE DISASSATO 30mm ORIENTABILE ±30°

Radial ±30° adjustable angle driven tool re-directed by 30mm

Radial angetriebenes Werkzeug schwenkbar ±30° achsversetzt um 30mm

Subject to change without notice.

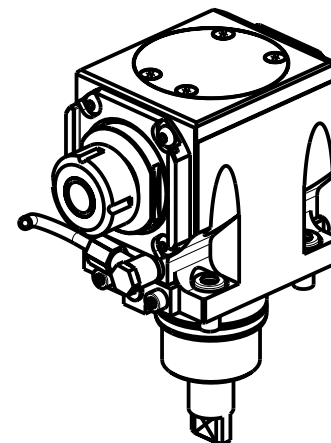
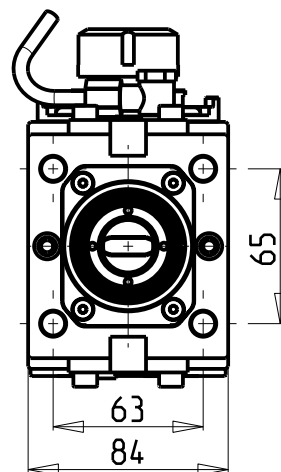
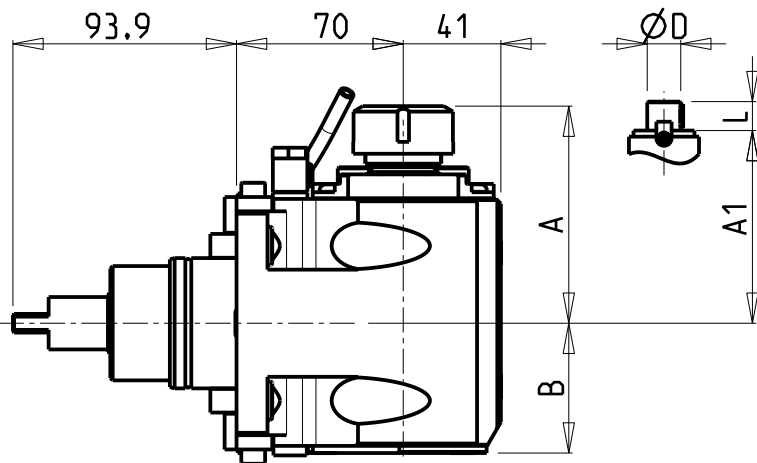


M.T. srl
 Via Casino Albini 480
 Tel. 0541/956034-957884
 Fax 0541/956341
 47842 S. GIOVANNI IN M. (RN)
 e-mail: mtma@mtmarchetti.com
 http://www.mtmarchetti.com

PRODUZIONE MODULI ROTANTI



PAGINA BGL135-1-00

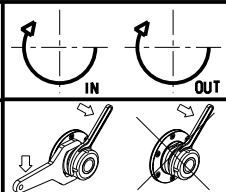


- Chiave inclusa
- Key included
- Schluessel inbegriffen

Cod. MT	Mandrino Spindel Spindel	I	RPM	Coppia Max Max Torque Max Drehmoment	Reversibile lato mandrino/contromandrino Reversible sub/main spindle side Umkehrbare Spindel/seite/Gegenspindel/seite	Lubrificazione int. Coolant through Innenkuehlung	Lubrificazione est. Ext. coolant Aussenkuehlung	A	A1	B	CHIAVI NON INCLUDE Keys not included Schluessel nicht einbegriffen	
BGL0180125	ER25	1:1	6000	50Nm	X	-	X	91.16	-	54.5	-	CHSTER25 OKU0650004
BGL0180325	ERA25	1:1	6000	50Nm	X	-	X	65	-	54.5	CHUB27	CHTAER25ZC OKU0650004
BGL0180132	ER32	1:1	6000	50Nm	X	-	X	93.66	-	54.5	-	CHSTER32 OKU0650004
BGL0180140	ER40	1:1	6000	50Nm	X	-	X	98.16	-	54.5	-	CHSTER40 OKU0650004
BGL0180225	ER25	1:1	6000	50Nm	X	P=70bar	X	91.16	-	65.5	-	CHSTER25 OKU0650004
BGL0180425	ERA25	1:1	6000	50Nm	X	P=70bar	X	65	-	65.5	CHUB27	CHTAER25ZC OKU0650004
BGL0180232	ER32	1:1	6000	50Nm	X	P=70bar	X	93.66	-	65.5	-	CHSTER32 OKU0650004
BGL0180240	ER40	1:1	6000	50Nm	X	P=70bar	X	98.16	-	65.5	-	CHSTER40 OKU0650004
BGL0180516	Ø16x17	1:1	6000	50Nm	X	-	X	-	67.5	54.5	-	CH_VTCROCE_M08 OKU0650004
BGL0180522	Ø22x19	1:1	6000	50Nm	X	-	X	-	67.5	54.5	-	CH_VTCROCE_M10 OKU0650004
BGL0180527	Ø27x21	1:1	6000	50Nm	X	-	X	-	70	54.5	-	CH_VTCROCE_M12 OKU0650004

BIGLIA
 MOD: B301/445/470/501(Y-S)/510/620/650/658/1200 - BV210/315

MODULO MOTORIZZATO ASSIALE H=70mm
 Axial driven tool H=70mm
 Axial angetriebenes Werkzeug H=70mm



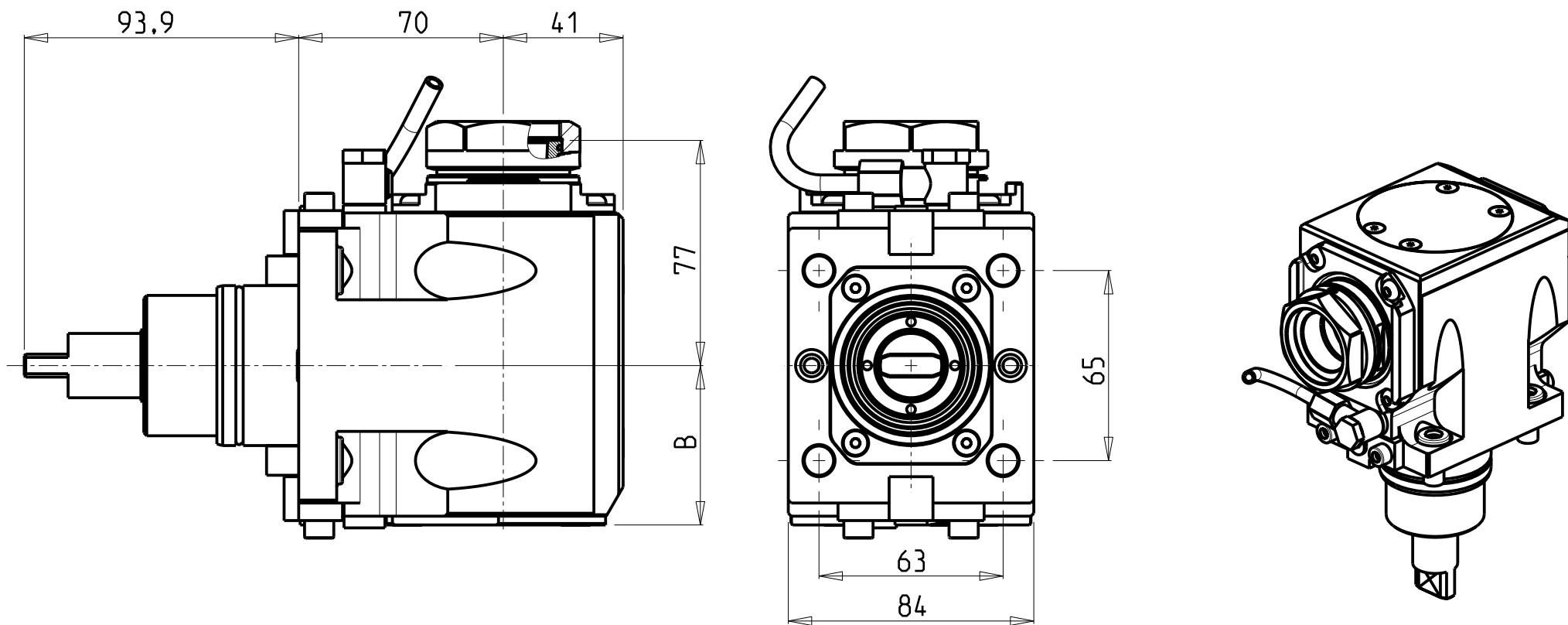
M.T. srl
 Via Casino Albini 480
 Tel. 0541/956034-957884
 Fax 0541/956341
 47842 S. GIOVANNI IN M. (RN)
 e-mail: mtma@mtmarchetti.com
 http://www.mtmarchetti.com

PRODUZIONE MODULI ROTANTI



PAGINA BGL150-1-11

Subject to change without notice.



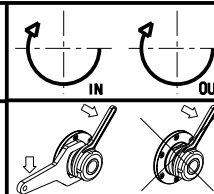
PER PORTAUTENSILI MODULARI MTSK-40 VEDI PAG. TBL300-1-40
 FOR MTSK-40 QUIK CHANGE TOOLHOLDERS CLAMPINGS SEE PAGE TBL300-1-40
 FUER MTSK-40 MODULARE WERKZEUGAUFNAHMEN SIEHE SEITE TBL300-1-40

Cod. MT	Mandrino Spindle Spindel	I	RPM	Coppia Max Max Torque Max Drehmoment	Reversibile lato mandrino/contromandrino Reversible sub/main spindle side Umkehrbare Spindel-seite/ Gegenspindel-seite	Lubr.interna Coolant through Innenkuehlung	Lubr.esterna Ext. coolant Ausseinkuehlung	B	CHIAVI NON INCLUSE Keys not included Schluessel nicht einbegriffen
BGL0170140	MTSK-40	1:1	6000	50Nm	X		X	54.5	CHUB46 OKU0650004 •
BGL0170240	MTSK-40	1:1	6000	50Nm	X	P=70bar	X	65.5	CHUB46 OKU0650004 •

- Chiave inclusa
- Key included
- Schluessel inbegriffen

BIGLIA
 MOD: B301/445/470/501(Y-S)/510/620/650/658/1200 - BV210/315

MODULO MOTORIZZATO ASSIALE MTSK H=70mm
 Axial MTSK driven tool H=70mm
 Axial MTSK angetriebenes Werkzeug H=70mm



M.T. srl
 Via Casino Albini 480
 Tel. 0541/956034-957884
 Fax 0541/956341
 47842 S. GIOVANNI IN M. (RN)
 e-mail: mtma@mtmarchetti.com
 http://www.mtmarchetti.com



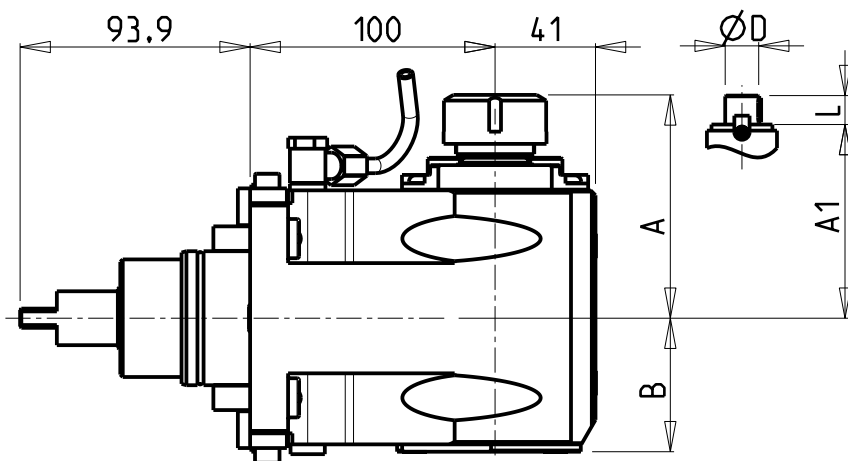
PRODUZIONE MODULI ROTANTI



PAGINA BGL150-1-11-K

Subject to change without notice.

10/2018



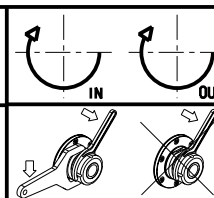
- Chiave inclusa
- Key included
- Schlüssel inbegriffen

Cod. MT	Mandrino Spindle Spindel	I	RPM	Coppia Max Max Torque Max Drehmoment	Reversibile lato mandrino/contromandrino Reversible sub/main spindle side Umkehrbare Spindel-seite/ Gegenspindel-seite	Lubrificazione int. Coolant through Innenkuehlung	Lubrificazione est. Ext. coolant Aussenkuehlung	A	A1	B	CHIAVI NON INCLUDE Keys not included Schlüssel nicht einbegriffen			
BGL0210125	ER25	1:1	6000	50Nm	X	-	X	91.16	-	54.5	-	CHSTER25	OKU0650004	▪
BGL0210325	ERA25	1:1	6000	50Nm	X	-	X	65	-	54.5	CHUB27	CHTAER25ZC	▪	OKU0650004
BGL0210132	ER32	1:1	6000	50Nm	X	-	X	93.66	-	54.5	-	CHSTER32	OKU0650004	▪
BGL0210140	ER40	1:1	6000	50Nm	X	-	X	98.16	-	54.5	-	CHSTER40	OKU0650004	▪
BGL0210225	ER25	1:1	6000	50Nm	X	P=70bar	X	91.16	-	65.5	-	CHSTER25	OKU0650004	▪
BGL0210425	ERA25	1:1	6000	50Nm	X	P=70bar	X	65	-	65.5	CHUB27	CHTAER25ZC	▪	OKU0650004
BGL0210232	ER32	1:1	6000	50Nm	X	P=70bar	X	93.66	-	65.5	-	CHSTER32	OKU0650004	▪
BGL0210240	ER40	1:1	6000	50Nm	X	P=70bar	X	98.16	-	65.5	-	CHSTER40	OKU0650004	▪
BGL0210516	Ø16x17	1:1	6000	50Nm	X	-	X	-	67.5	54.5	-	CH_VTCROCE_M08	OKU0650004	▪
BGL0210522	Ø22x19	1:1	6000	50Nm	X	-	X	-	67.5	54.5	-	CH_VTCROCE_M10	OKU0650004	▪
BGL0210527	Ø27x21	1:1	6000	50Nm	X	-	X	-	70	54.5	-	CH_VTCROCE_M12	OKU0650004	▪

BIGLIA
 MOD: B445/470/545/550/565/650/658/1200/446/465/745/765 - B750/1250 16 ST.

MODULO MOTORIZZATO ASSIALE H=100mm
 Axial driven tool H=100mm
 Axial angetriebenes Werkzeug H=100mm

Subject to change without notice.

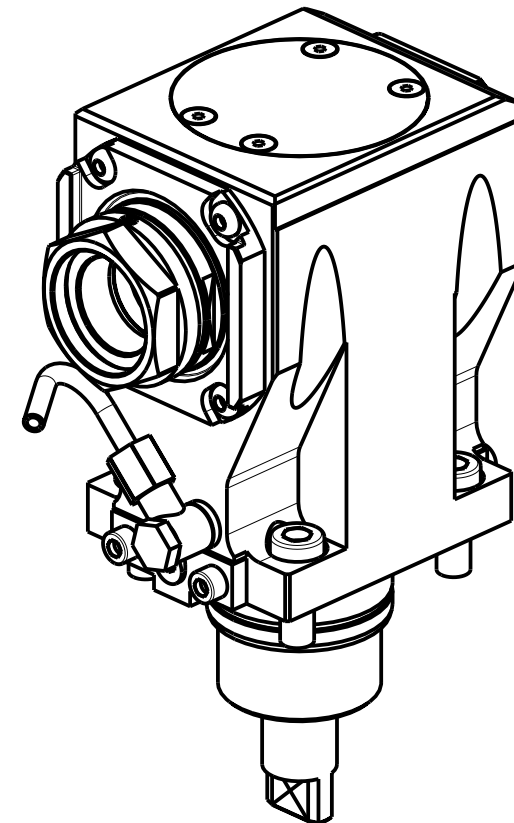
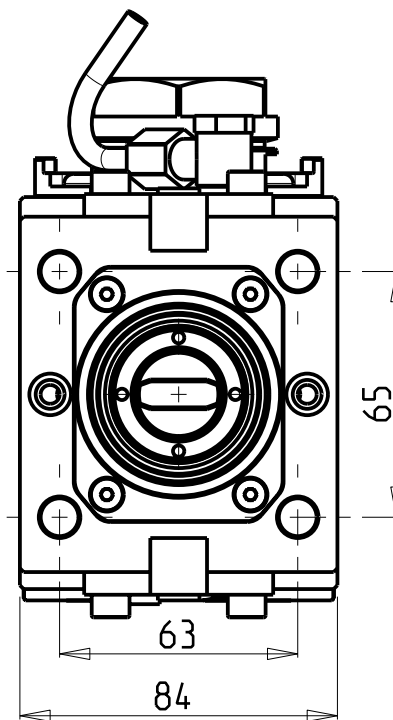
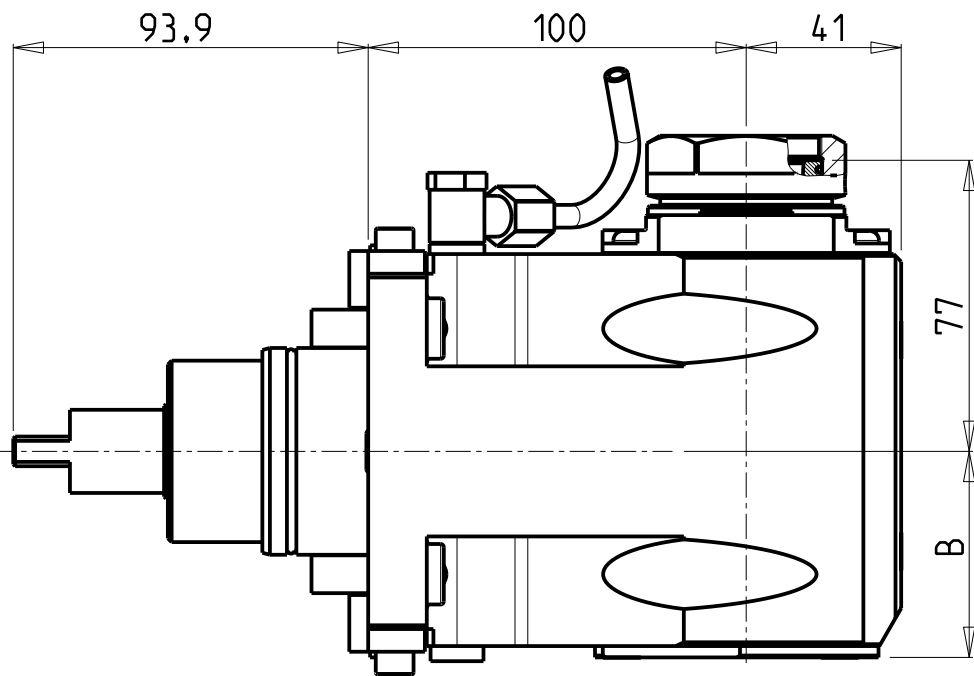


M.T. srl
 Via Casino Albini 480
 Tel. 0541/956034-957884
 Fax 0541/956341
 47842 S. GIOVANNI IN M. (RN)
 e-mail: mtma@mtmarchetti.com
 http://www.mtmarchetti.com

PRODUZIONE MODULI ROTANTI



PAGINA BGL150-1-21



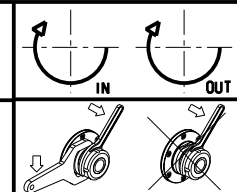
PER PORTAUTENSILI MODULARI MTSK-40 VEDI PAG. TBL300-1-40
 FOR MTSK-40 QUICK CHANGE TOOLHOLDERS CLAMPINGS SEE PAGE TBL300-1-40
 FUER MTSK-40 MODULARE WERKZEUGAUFNAHMEN SIEHE SEITE TBL300-1-40

Cod. MT	Mandrino Spindle Spindel	I	RPM	Coppia Max Max Torque Max Drehmoment	Reversibile lato mandrino/contromandrino Reversible sub/main spindle side Umkehrbare Spindel-seite/ Gegenspindel-seite	Lubr.interna Coolant through Innenkuehlung	Lubr.esterna Ext. coolant Aussenkuehlung	B	CHIAVI NON INCLUSE Keys not included Schluessel nicht einbegriffen
BGL0200140	MTSK-40	1:1	6000	50Nm	X		X	54.5	CHUB46 OKU0650004 •
BGL0200240	MTSK-40	1:1	6000	50Nm	X	P=70bar	X	65.5	CHUB46 OKU0650004 •

- Chiave inclusa
- Key included
- Schluessel inbegriffen

BIGLIA
 MOD: B445/470/545/550/565/650/658/1200/446/465/745/765 - B750/1250 16 ST.

MODULO MOTORIZZATO ASSIALE MTSK H=100mm
 Axial MTSK driven tool H=100mm
 Axial MTSK angetriebenes Werkzeug H=100mm

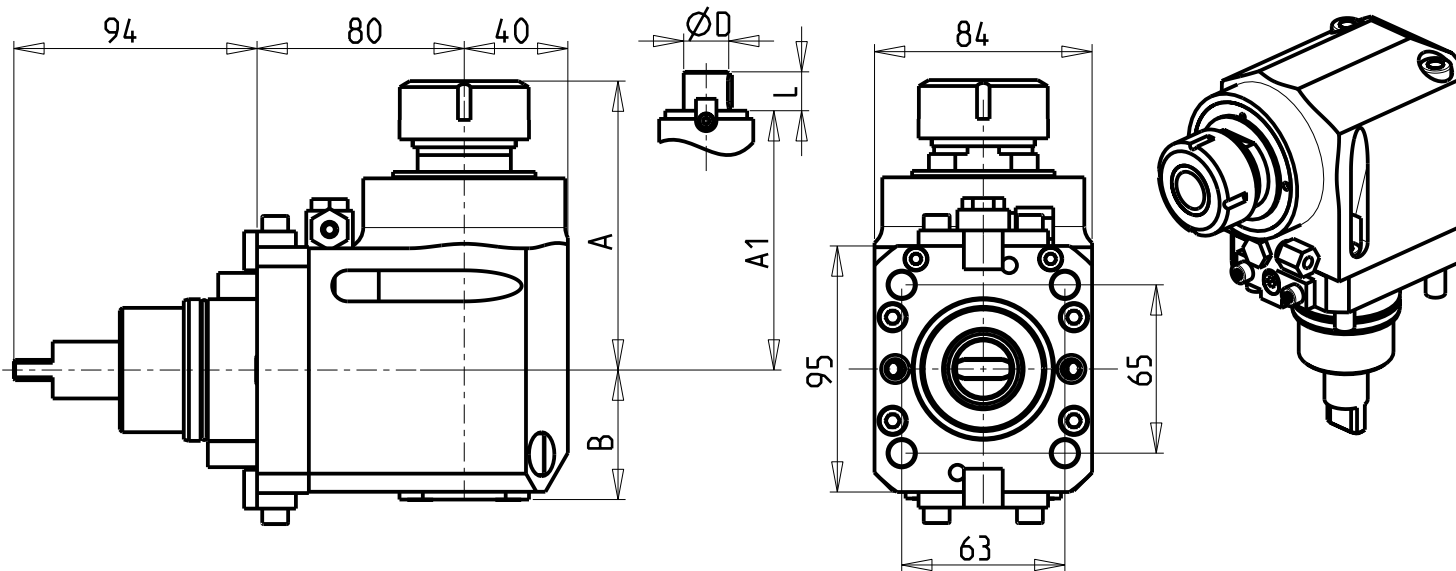


M.T. srl
 Via Casino Albini 480
 Tel. 0541/956034-957884
 Fax 0541/956341
 47842 S. GIOVANNI IN M. (RN)
 e-mail: mtma@mtmarchetti.com
 http://www.mtmarchetti.com

PRODUZIONE MODULI ROTANTI

PAGINA BGL150-1-21-K

Subject to change without notice.



**CUSCINETTI MAGGIORATI
PER LAVORAZIONI PESANTI**

Reinforced bearings for
heavy machining

Vergroesserte lager fuer
schwerere Bearbeitungen

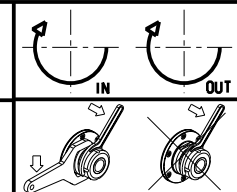
- Chiave inclusa
- Key included
- Schluessel inbegriffen

Cod. MT	Mandrino Spindle Spindel	I	RPM	Coppia Max Max Torque Max Drehmoment	Reversibile lato mandrino/contromandrino Reversible sub/main spindle side Umkehrbare Spindel-seite/ Gegenspindel-seite	Lubrificazione int. Coolant through Innenkuehlung	Lubrificazione est. Ext. coolant Aussenkuehlung	A	A1	B	D	L	CHIAVI NON INCLUDE Keys not included Schluessel nicht einbegriffen	
0391432	ER32	1:1	6000	70Nm	X		X	111.56	-	50	-	-	CHSTER32	CHUB36
0391032	ER32	1:1	6000	70Nm	X	P=70bar	X	111.56	-	72	-	-	CHSTER32	CHUB36
0391532	ER A 32	1:1	6000	70Nm	X		X	102.03	-	50	-	-	CHUB50	CHUB32
0392640	ER40	1:1	6000	70Nm	X		X	115.16	-	50	-	-	CHSTER40	CHUB46
0392540	ER40	1:1	6000	70Nm	X	P=70bar	X	115.16	-	72	-	-	CHSTER40	CHUB46
0391617	Ø16x17	1:1	6000	70Nm	X		X	-	86	50	16	17	CH_VTCROCE_M08	CHUB36
0392219	Ø22x19	1:1	6000	70Nm	X		X	-	88	50	22	19	CH_VTCROCE_M10	CHUB36
0392240	Ø22x40	1:1	6000	70Nm	X		X	-	86	50	22	40	CH_VTCROCE_M10	CHUB36
0392721	Ø27x21	1:1	6000	70Nm	X		X	-	87.5	50	27	21	CH_VTCROCE_M12	CHUB36
0392733	Ø27x33	1:1	6000	70Nm	X		X	-	87.5	50	27	33	CH_VTCROCE_M12	CHUB36
0392750	Ø27x50	1:1	6000	70Nm	X		X	-	86	50	27	50	CH_VTCROCE_M12	CHUB36


BIGLIA
MOD: B301/445/470/501(Y-S)/510/620/650/658/1200 - BV210/315

MODULO MOTORIZZATO ASSIALE MAGGIORATO H=80mm
Axial reinforced driven tool H=80mm
Axial angetriebenes Werkzeug vergroessert H=80mm

Subject to change without notice.



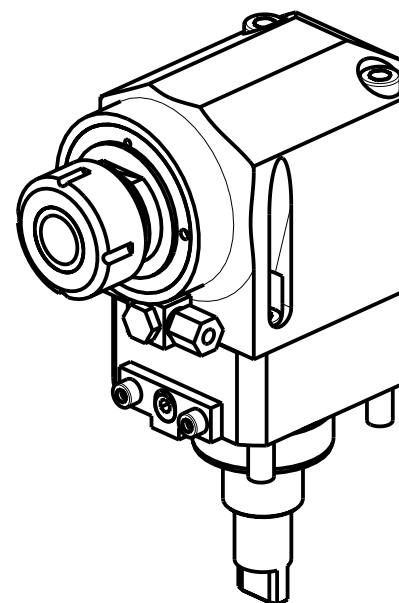
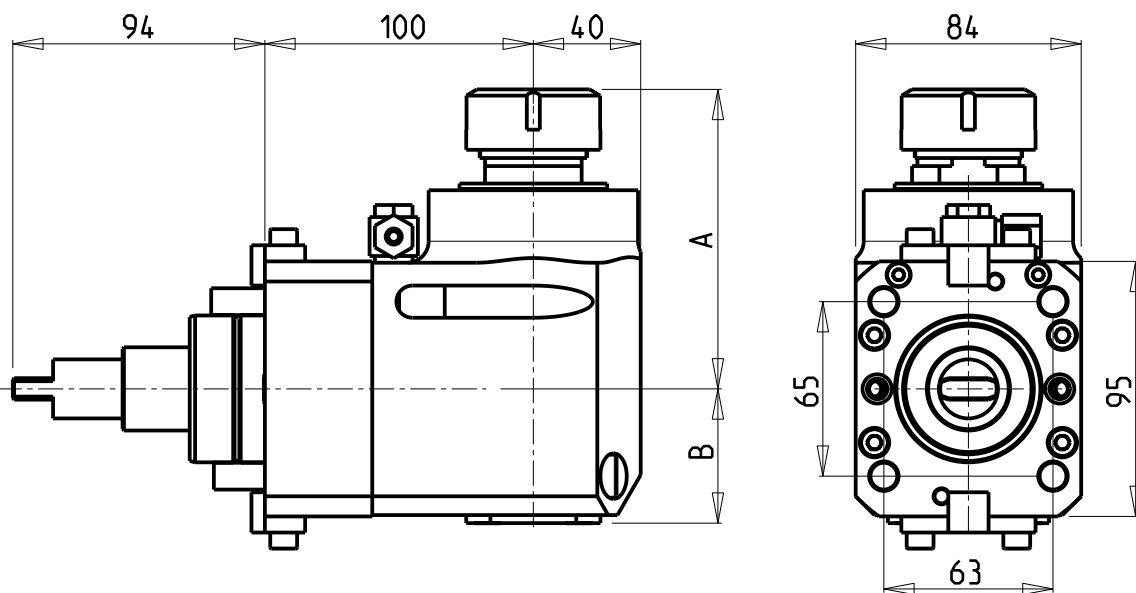
M.T. srl
Via Casino Albini 480
Tel. 0541/956034-957884
Fax 0541/956341
47842 S. GIOVANNI IN M. (RN)
e-mail: mtma@mtmarchetti.com
http://www.mtmarchetti.com

PRODUZIONE MODULI ROTANTI

PAGINA BGL170-1-10

CUSCINETTI MAGGIORATI PER LAVORAZIONI PESANTI

Reinforced bearings for
heavy machining

Vergroesserte Lager fuer
schwerere Bearbeitungen



Cod. MT	Mandrino Spindle Spindel	I	RPM	Coppia Max Max Torque Max Drehmoment	Reversibile lato mandrino/contromandrino Reversible sub/main spindle side Umkehrbare Spindel-seite/ Gegenspindel-seite	Lubrificazione int. Coolant through Innenkuehlung	Lubrificazione est. Ext. coolant Aussenkuehlung	A	B	CHIAVI NON INCLUSE Keys not included Schluessel nicht einbegriffen	
0391432L	ER32	1:1	6000	70Nm	X		X	111.56	50	CHSTER32	CHUB36
0391032L	ER32	1:1	6000	70Nm	X	P=70bar	X	111.56	72	CHSTER32	CHUB36
0391532L	ER A 32	1:1	6000	70Nm	X		X	102.03	50	CHUB50	CHUB32
0392640L	ER40	1:1	6000	70Nm	X		X	115.16	50	CHSTER40	CHUB46
0392540L	ER40	1:1	6000	70Nm	X	P=70bar	X	115.16	72	CHSTER40	CHUB46

BIGLIA

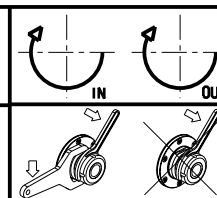
MOD: B445/470/545/550/565/650/658/1200/446/465/745/765 - B750/1250 16 ST.

MODULO MOTORIZZATO ASSIALE MAGGIORATO H=100mm

Axial reinforced driven tool H=100mm

Axial angetriebenes Werkzeug vergroessert H=100mm

Subject to change without notice.



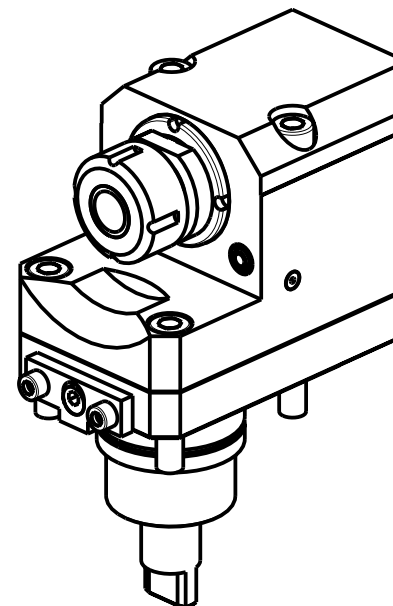
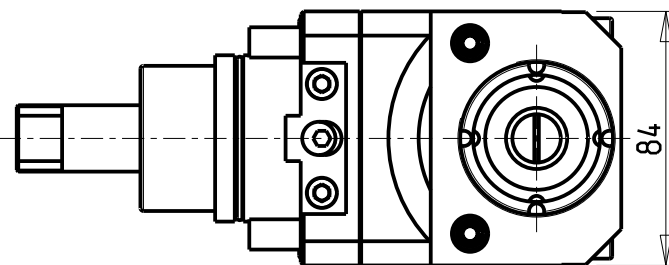
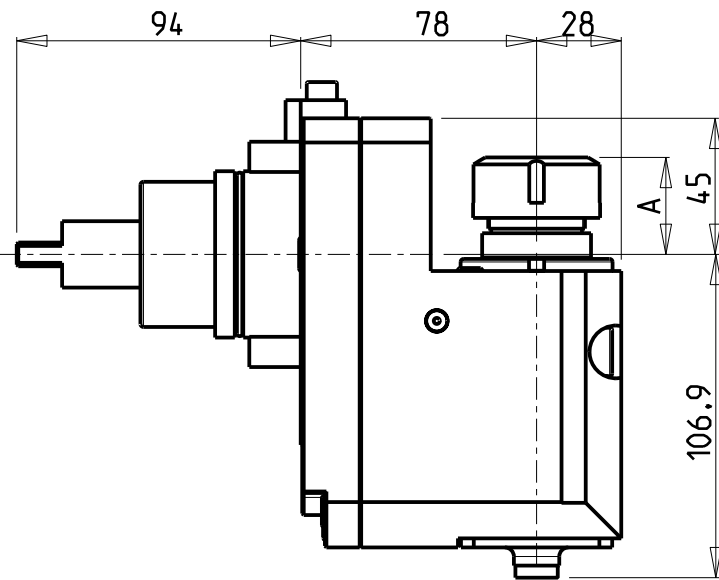
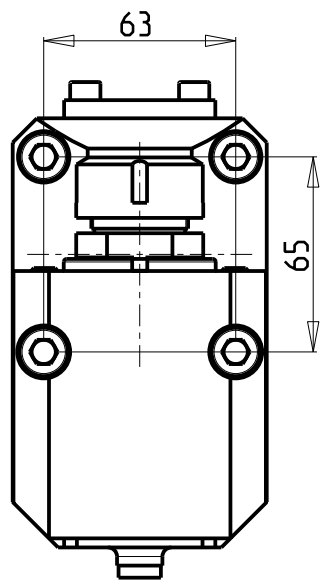
M.T. srl

Via Casino Albini 480
Tel. 0541/956034-957884
Fax 0541/956341
47842 S. GIOVANNI IN M. (RN)
e-mail: mtma@mtmarchetti.com
http://www.mtmarchetti.com

PRODUZIONE MODULI ROTANTI



PAGINA BGL170-1-20



Cod. MT	Mandrino Spindle Spindel	i	RPM	Coppia Max Max Torque Max Drehmoment	Reversibile lato mandrino/contromandrino Reversible sub/main spindle side Umkehrbare Spindel-seite/ Gegenspindel-seite	Lubrificazione est. Ext. coolant Aussenkuehlung	A	CHIAVI NON INCLUSE Keys not included Schluessel nicht einbegriffen	
								CHSTER25	CHUB36
0220025	ER25	1:1	6000	50Nm	X	X	30	CHSTER25	CHUB36
0220032	ER32	1:1	6000	50Nm	X	X	39	CHSTER32	CHUB36

BIGLIA

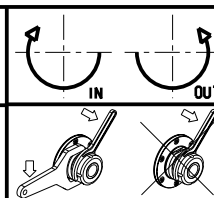
MOD: B301/445/470/501(Y-S)/510/620/650/658/1200

MODULO MOTORIZZATO ASSIALE ARRETRATO H=78mm

Axial rear-set driven tool H=78mm

Axial angetriebenes Werkzeug zurueckversetzt H=78mm

Subject to change without notice.



M.T. srl

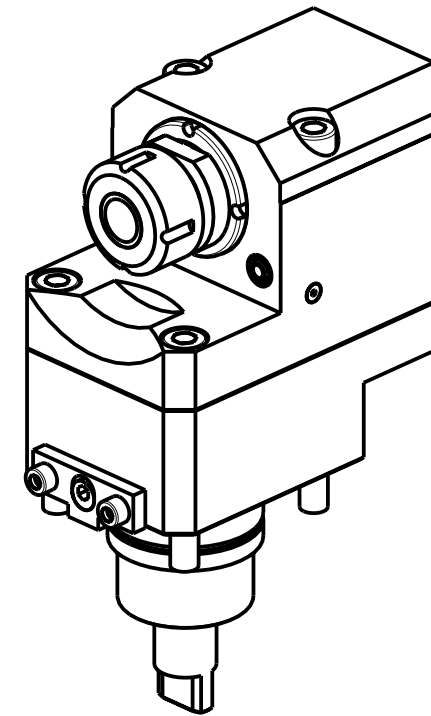
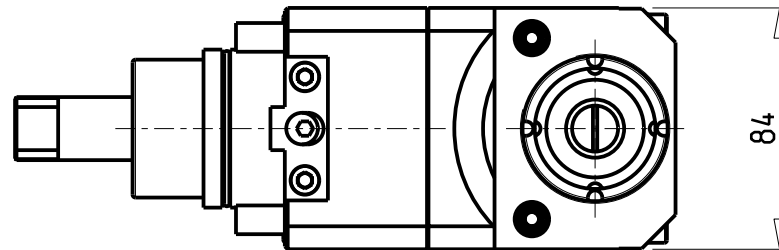
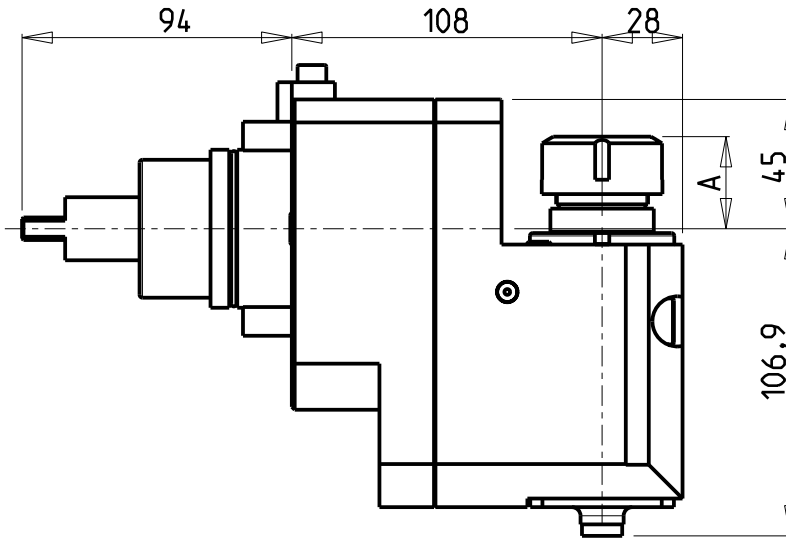
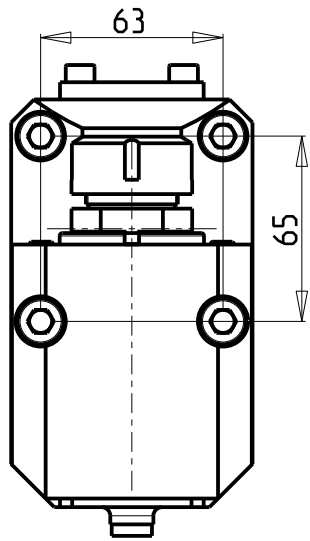
Via Casino Albini 480
Tel. 0541/956034-957884
Fax 0541/956341

47842 S. GIOVANNI IN M. (RN)
e-mail: mtma@mtmarchetti.com
http://www.mtmarchetti.com

PRODUZIONE MODULI ROTANTI



PAGINA BGL180-1-10

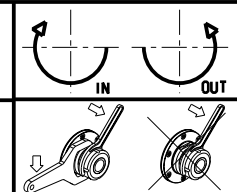


Cod. MT	Mandrino Spindle Spindel	I	RPM	Coppia Max Max Torque Max Drehmoment	Reversibile lato mandrino/contromandrino Reversible sub/main spindle side Umkehrbare Spindel-seite/ Gegenspindel-seite	Lubrificazione est. Ext. coolant Aussehenkuehlung	A	CHIAVI NON INCLUSE Keys not included Schlüssel nicht einbegriffen	
								CHSTER25	CHUB36
0220025L	ER25	1:1	6000	50Nm	X	X	30	CHSTER25	CHUB36
0220032L	ER32	1:1	6000	50Nm	X	X	39	CHSTER32	CHUB36

BIGLIA
 MOD: B445/470/545/550/565/650/658/1200/446/465/745/765 - B750/1250 16 ST.


MODULO MOTORIZZATO ASSIALE ARRETRATO H=108mm
 Axial rear-set driven tool H=108mm
 Axial angetriebenes Werkzeug zurueckversetzt H=108mm

Subject to change without notice.

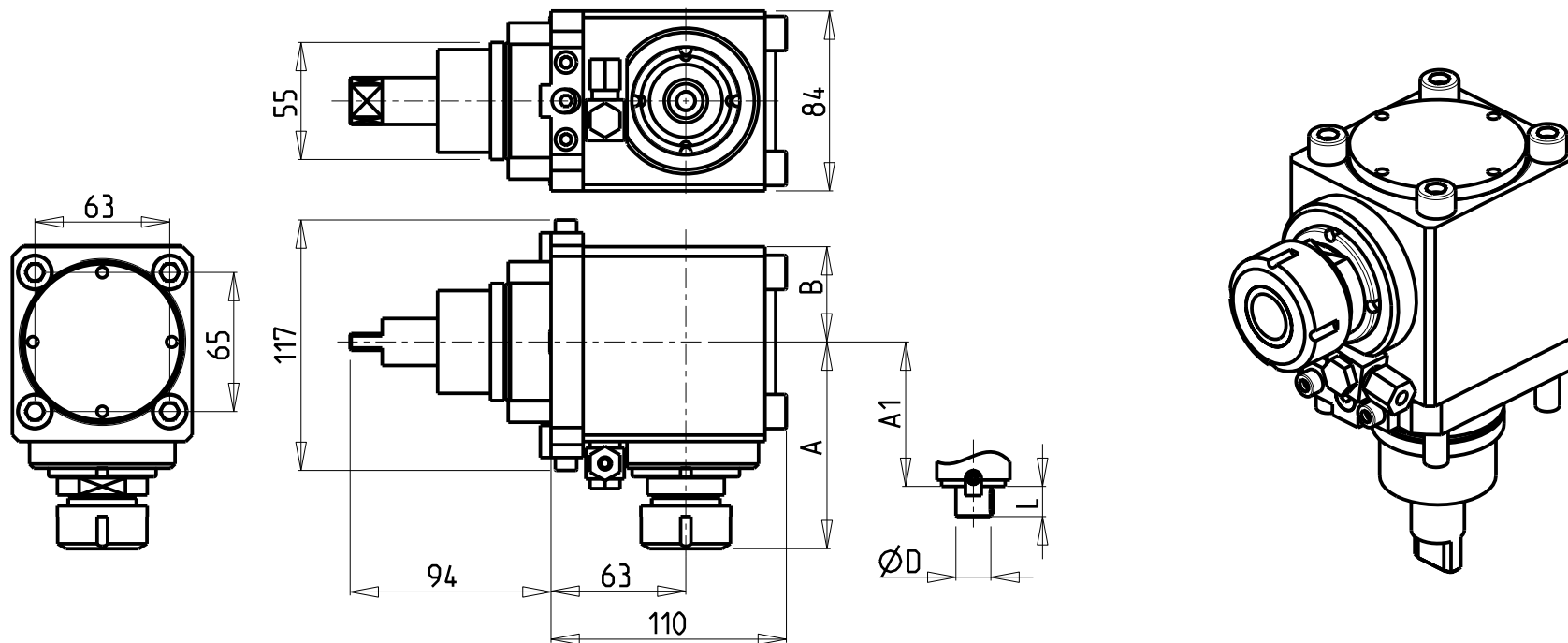


M.T. srl
 Via Casino Albini 480
 Tel. 0541/956034-957884
 Fax 0541/956341
 47842 S. GIOVANNI IN M. (RN)
 e-mail: mtma@mtmarchetti.com
 http://www.mtmarchetti.com

PRODUZIONE MODULI ROTANTI



PAGINA BGL180-1-20

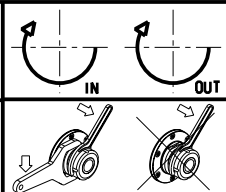


- Chiave inclusa
- Key included
- Schlüssel inbegriffen


Cod. MT	Cod. BIGLIA	Mandrino Spindle Spindel	I	RPM	Coppia Max Max Torque Max Drehmoment	Reversibile lato mandrino/contromandrino Reversible sub/main spindle side Umkehrbare Spindel-seite/ Gegenspindel-seite	Lubrificazione int. Coolant through Innenkuehlung	Lubrificazione est. Ext. coolant Aussenkuehlung	A	A1	B	D	L	CHIAVI NON INCLUDE Keys not included Schlüssel nicht einbegriffen	
														CHSTER	CHUB
0110832	T134-00080	ER32	2:1	3000	70Nm	X	-	X	99.56	-	44.5	-	-	CHSTER32	CHUB36
0111225	-	ER25	2:1	3000	70Nm	X	P=18bar	-	97.2	-	76.5	-	-	CHSTER25	CHUB36
0111332	T134-00075	ER32	2:1	3000	70Nm	X	P=18bar	-	99.56	-	76.5	-	-	CHSTER32	CHUB36
0111617	-	Ø16x17	2:1	3000	70Nm	X	-	X	-	74	44.5	16	17	CH_VTCROCE_M08	CHUB36
0112219	-	Ø22x19	2:1	3000	70Nm	X	-	X	-	74	44.5	22	19	CH_VTCROCE_M10	CHUB36
0112240	-	Ø22x40	2:1	3000	70Nm	X	-	X	-	74	44.5	22	40	CH_VTCROCE_M10	CHUB36
0112721	-	Ø27x21	2:1	3000	70Nm	X	-	X	-	74	44.5	27	21	CH_VTCROCE_M12	CHUB36
0112733	-	Ø27x33	2:1	3000	70Nm	X	-	X	-	74	44.5	27	33	CH_VTCROCE_M12	CHUB36

BIGLIA
 MOD: B301/445/470/501(Y-S)/510/650/658/1200 - BV210/315

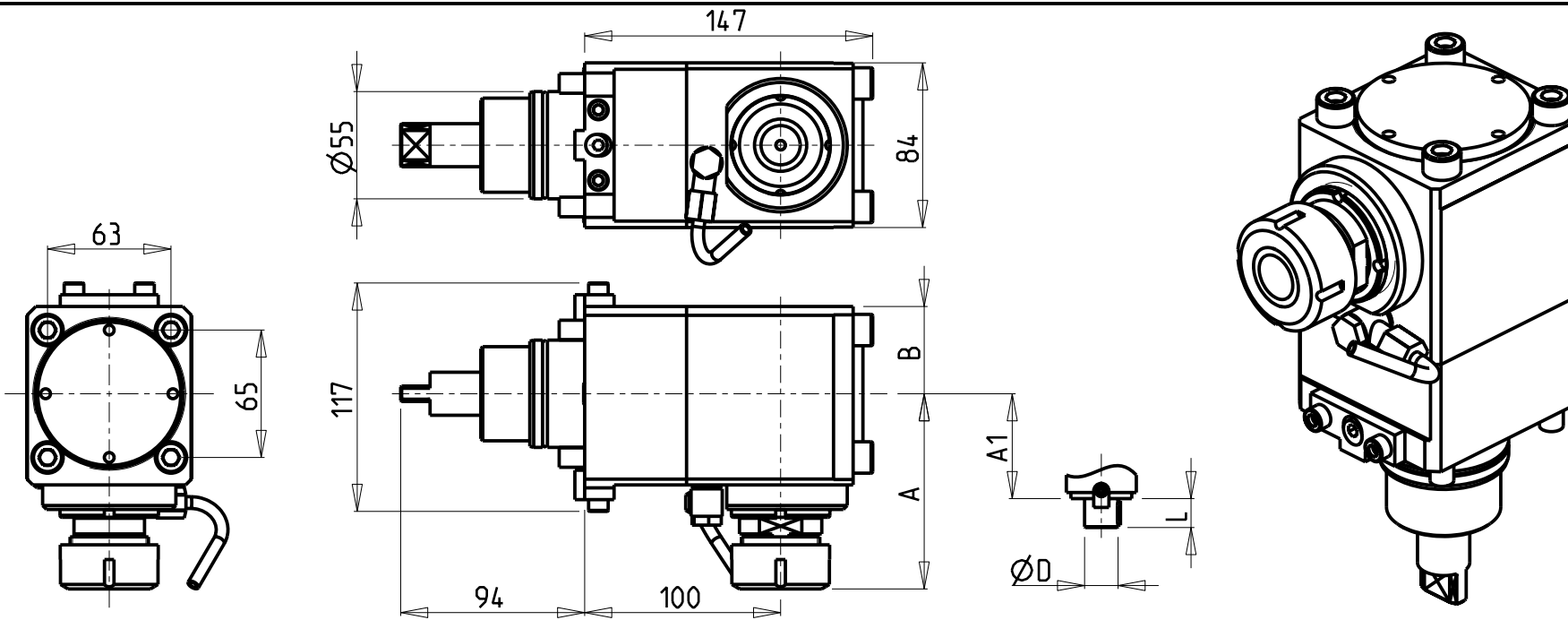
MODULO MOTORIZZATO ASSIALE RIDOTTO I=2:1 H=63mm
 Axial geared-down I=2:1 driven tool H=63mm
 Axial angetriebenes Werkzeug untersetzt I=2:1 H=63mm



M.T. srl
 Via Casino Albini 480
 Tel. 0541/956034-957884
 Fax 0541/956341
 47842 S. GIOVANNI IN M. (RN)
 e-mail: mtma@mtmarchetti.com
 http://www.mtmarchetti.com

PRODUZIONE MODULI ROTANTI

 PAGINA BGL190-1-10

Subject to change without notice.



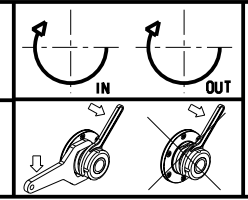
- Chiave inclusa
- Key included
- Schlüssel inbegriffen

Cod. MT	Mandrino Spindle Spindel	I	RPM	Coppia Max Max Torque Max Drehmoment	Reversibile lato mandrino/contromandrino Reversible sub/main spindle side Umkehrbare Spindel-seite/ Gegenspindel-seite	Lubrificazione int. Coolant through Innenkuehlung	Lubrificazione est. Ext. coolant Aussenkuehlung	A	A1	B	D	L	CHIAVI NON INCLUSE Keys not included Schlüssel nicht einbegriffen		
BGL0590832	ER32	2:1	3000	70Nm	X	-	X	99.56	-	44.5	-	-	CHSTER32	CHUB36	NEW
BGL0591225	ER25	2:1	3000	70Nm	X	P=18bar	-	97.2	-	76.5	-	-	CHSTER25	CHUB36	NEW
BGL0591332	ER32	2:1	3000	70Nm	X	P=18bar	-	99.56	-	76.5	-	-	CHSTER32	CHUB36	NEW
BGL0591617	Ø16x17	2:1	3000	70Nm	X	-	X	-	74	44.5	16	17	CH_VTCROCE_M08	CHUB36	NEW
BGL0592219	Ø22x19	2:1	3000	70Nm	X	-	X	-	74	44.5	22	19	CH_VTCROCE_M10	CHUB36	NEW
BGL0592240	Ø22x40	2:1	3000	70Nm	X	-	X	-	74	44.5	22	40	CH_VTCROCE_M10	CHUB36	NEW
BGL0592721	Ø27x21	2:1	3000	70Nm	X	-	X	-	74	44.5	27	21	CH_VTCROCE_M12	CHUB36	NEW
BGL0592733	Ø27x33	2:1	3000	70Nm	X	-	X	-	74	44.5	27	33	CH_VTCROCE_M12	CHUB36	NEW

BIGLIA
 MOD: B445/470/550/650/658/1200/446/465/745/765 - B750/1250 16 ST.

MODULO MOTORIZZATO ASSIALE RIDOTTO I=2:1 H=100mm
 Axial geared-down I=2:1 driven tool H=100mm
 Axial angetriebenes Werkzeug untersetzt I=2:1 H=100mm

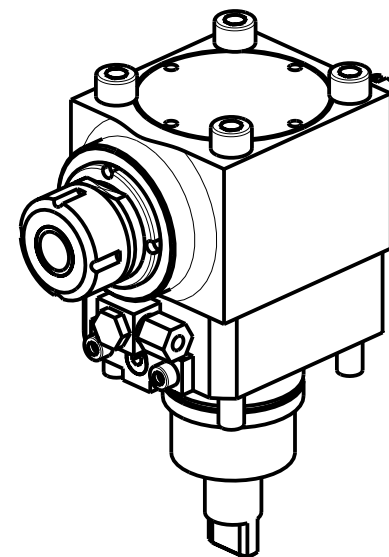
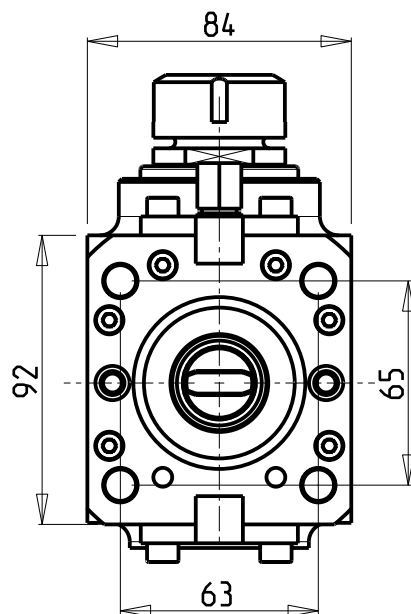
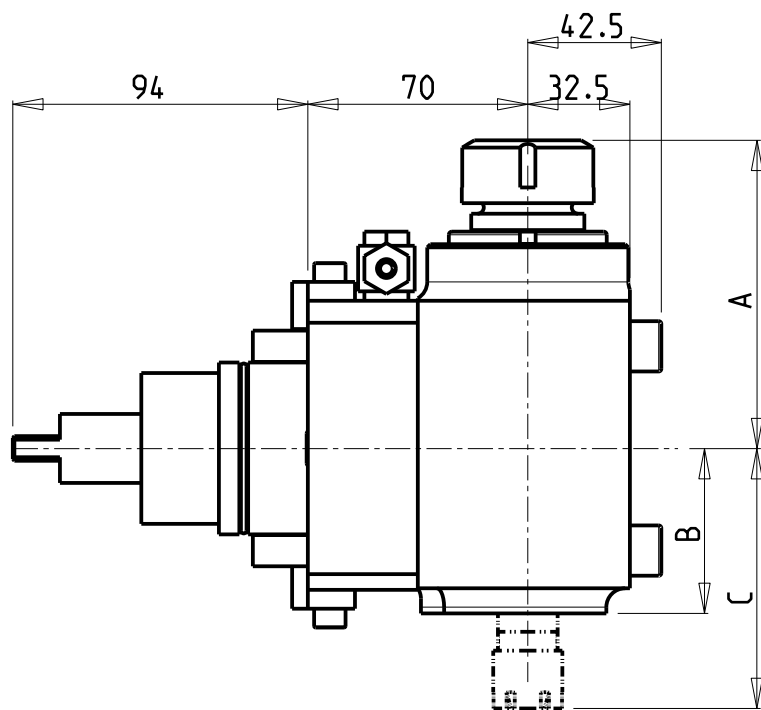
Subject to change without notice.



M.T. srl
 Via Casino Albini 480
 Tel. 0541/956034-957884
 Fax 0541/956341
 47842 S. GIOVANNI IN M. (RN)
 e-mail: mtma@mtmarchetti.com
 http://www.mtmarchetti.com

PRODUZIONE MODULI ROTANTI

PAGINA BGL190-1-20



Cod. MT	Cod. BIGLIA	Mandrino Spindle Spindel	I	RPM	Coppia Max Max Torque Max Drehmoment	Reversibile lato mandrino/contromandrino Reversible sub/main spindle side Umkehrbare Spindel-seite/ Gegenspindel-seite	Lubrificazione int. Coolant through Innenkuehlung	Lubrificazione est. Ext. coolant Aussenkuehlung	A	B	C	CHIAVI NON INCLUSE Keys not included Schlüssel nicht einbegriffen	
0050825	T134-00027	ER25	1:2	12000	30Nm	X		X	99.76	52.5	-	CHSTER25	CHUB36
0050625	-	ER25	1:2	12000	30Nm	X	P=70bar	X	99.76	79	-	CHSTER25	CHUB36
0052516	-	ER25+ER16	1:2	12000	30Nm	X		X	99.76	52.5	82.75	CHSTER25+CHMNER16	CHUB36

BIGLIA

MOD: B301/445/470/501(Y-S)/510/620/650/658/1200 - BV210/315

MODULO MOTORIZZATO ASSIALE MOLTIPLICATO I=1:2 H=70mm

Axial geared-up I=1:2 driven tool H=70mm

Axial angetriebenes Werkzeug uebersetzt I=1:2 H=70mm

Subject to change without notice.

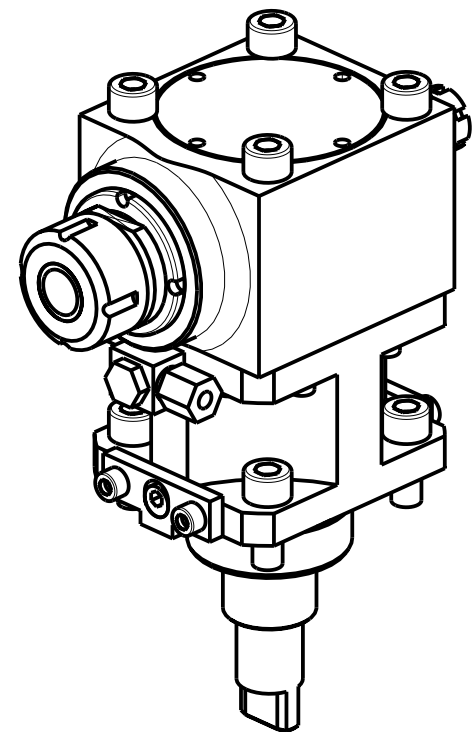
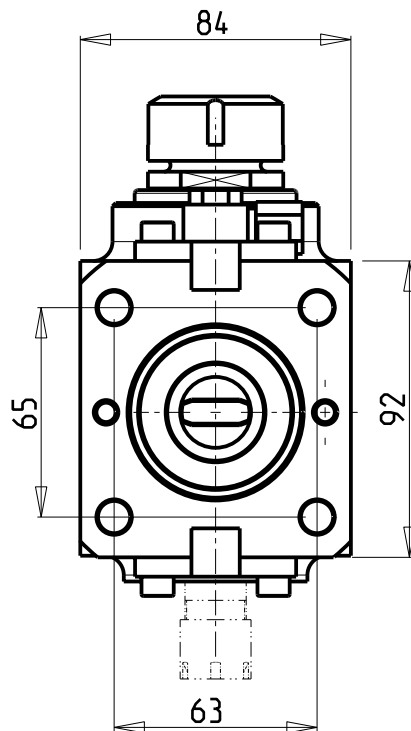
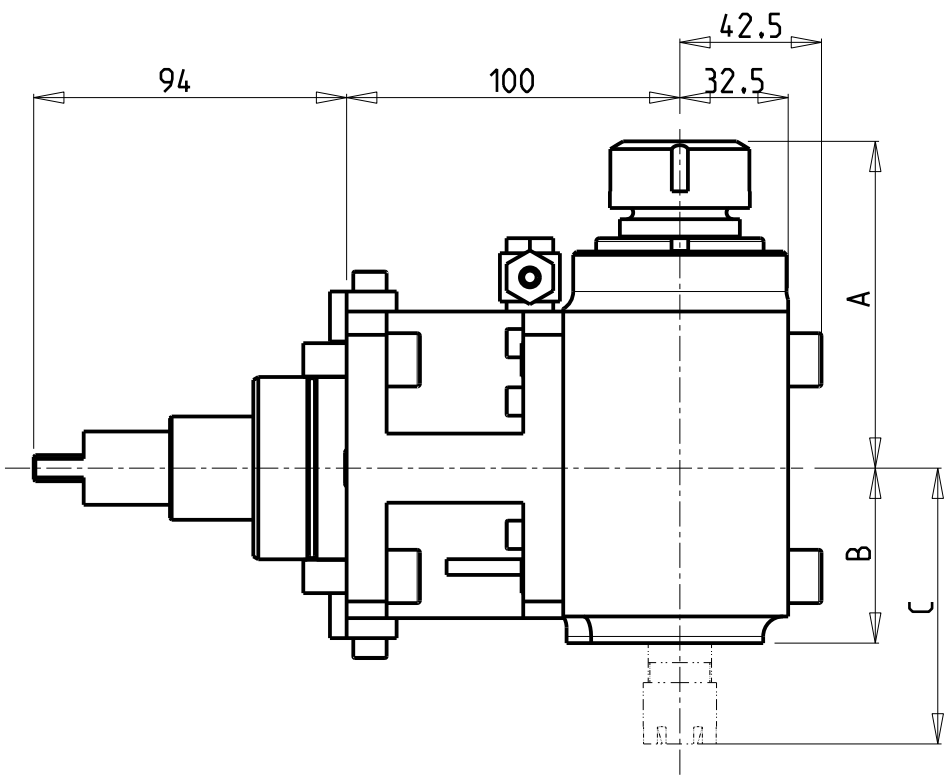
M.T. srl

Via Casino Albini 480
Tel. 0541/956034-957884
Fax 0541/956341
47842 S. GIOVANNI IN M. (RN)
e-mail: mtma@mtmarchetti.com
http://www.mtmarchetti.com

PRODUZIONE MODULI ROTANTI



PAGINA BGL200-1-10



Cod. MT	Mandrino Spindle Spindel	i	RPM	Coppia Max Max Torque Max Drehmoment	Reversibile lato mandrino/contromandrino Reversible sub/main spindle side Umkehrbare Spindelseite/ Gegenspindelseite	Lubrificazione int. Coolant through Innenkuehlung	Lubrificazione est. Ext. coolant Aussenkuehlung	A	B	C	CHIAVI NON INCLUSE Keys not included Schlüssel nicht einbegriffen	
0050825L	ER25	1:2	12000	30Nm	X		X	99.76	52.5	-	CHSTER25	CHUB36
0050625L	ER25	1:2	12000	30Nm	X	P=70bar	X	99.76	79	-	CHSTER25	CHUB36
0052516L	ER25+ER16	1:2	12000	30Nm	X		X	99.76	52.5	82.75	CHSTER25+CHMNER16	CHUB36

BIGLIA
 MOD: B445/470/545/550/565/650/658/1200/446/465/745/765 - B750/1250 16 ST.

MODULO MOTORIZZATO ASSIALE MOLTIPLICATO i=1:2 H=100mm
 Axial geared-up i=1:2 driven tool H=100mm
 Axial angetriebenes Werkzeug uebersetzt i=1:2 H=100mm

Subject to change without notice.

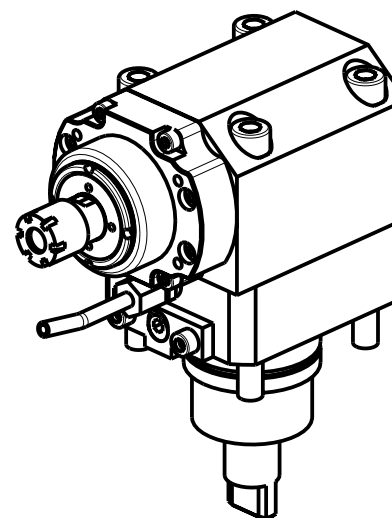
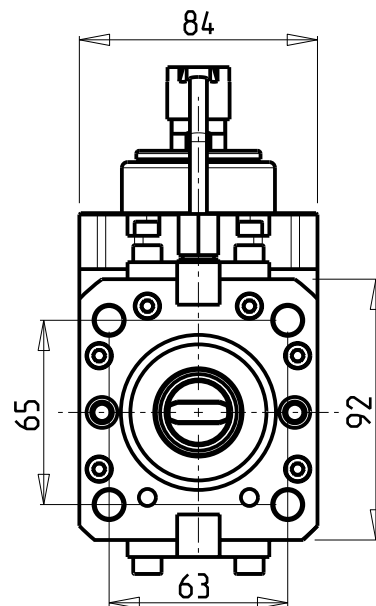
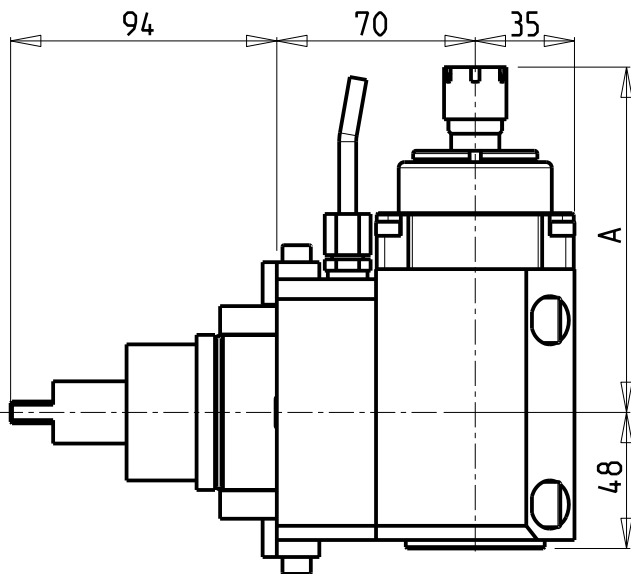
M.T. srl

Via Casino Albini 480
 Tel. 0541/956034-957884
 Fax 0541/956341
 47842 S. GIOVANNI IN M. (RN)
 e-mail: mtma@mtmarchetti.com
 http://www.mtmarchetti.com

PRODUZIONE MODULI ROTANTI



PAGINA BGL200-1-20



ATTENZIONE - ATTENTION - ACHTUNG

- PRIMA DI UTILIZZARE IL MOTORIZZATO CONSULTARE LE ISTRUZIONI ALLEGATE!
- BEFORE USING THE DRIVEN TOOL, PLEASE CHECK THE ENCLOSED INSTRUCTION SHEET!
- VOR DER BENUTZUNG DES ANGETRIEBENEN WERKZEUGES, DIE BEILIEGENDEN INSTRUKTIONEN DURCHLESEN!

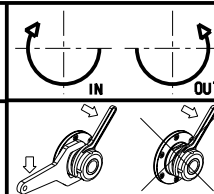
ATTENZIONE - ATTENTION - ACHTUNG

- Per lo smontaggio degli utensili utilizzare sempre la chiave di contrasto come indicato nel manuale d'uso.
- For disassembly of the tools use always the contrast key as mentioned in the user instructions.
- Fuer das Abmontieren der Werkzeuge immer den Gegenschluesel benutzen wie in der Bedienungsanleitung erwaeht.

Cod. MT	Mandrino Spindle Spindel	I	RPM MAX	Coppia Max Max Torque Max Drehmoment	Reversibile lato mandrino/contromandrino Reversible sub/main spindle side Umkehrbare Spindel-seite/ Gegenspindel-seite	Lubrificazione int. Coolant through Innenkuehlung	Lubrificazione est. Ext. coolant Aussenkuehlung	A	CHIAVI INCLUSE Keys included Schluesssel einbegriffen	
0460016	ER16	1:5.625	22500	6Nm	X		X	121.8	CHMNER16	CHUB17
0460011	ER11	1:5.625	22500	6Nm	X	P=30bar		134	CHMNER11	CHUB11

BIGLIA
 MOD: B301/445/470/501(Y-S)/510/620/650/658/1200 - BV210/315

MODULO MOTORIZZATO ASSIALE MOLTIPLICATO I=1:5.625 H=70mm
 Axial geared-up I=1:5.625 driven tool H=70mm
 Axial angetriebenes Werkzeug uebersetzt I=1:5.625 H=70mm



M.T. srl
 Via Casino Albini 480
 Tel. 0541/956034-957884
 Fax 0541/956341
 47842 S. GIOVANNI, IN M. (RN)
 e-mail: mtma@mtmarchetti.com
 http://www.mtmarchetti.com

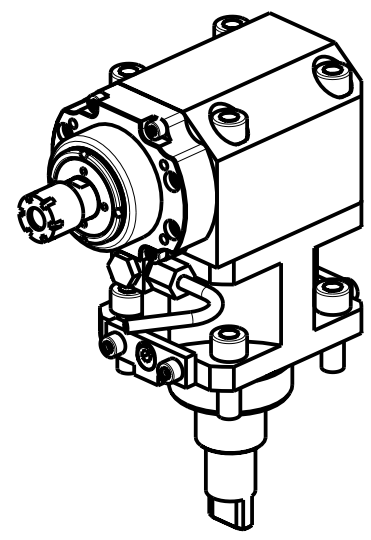
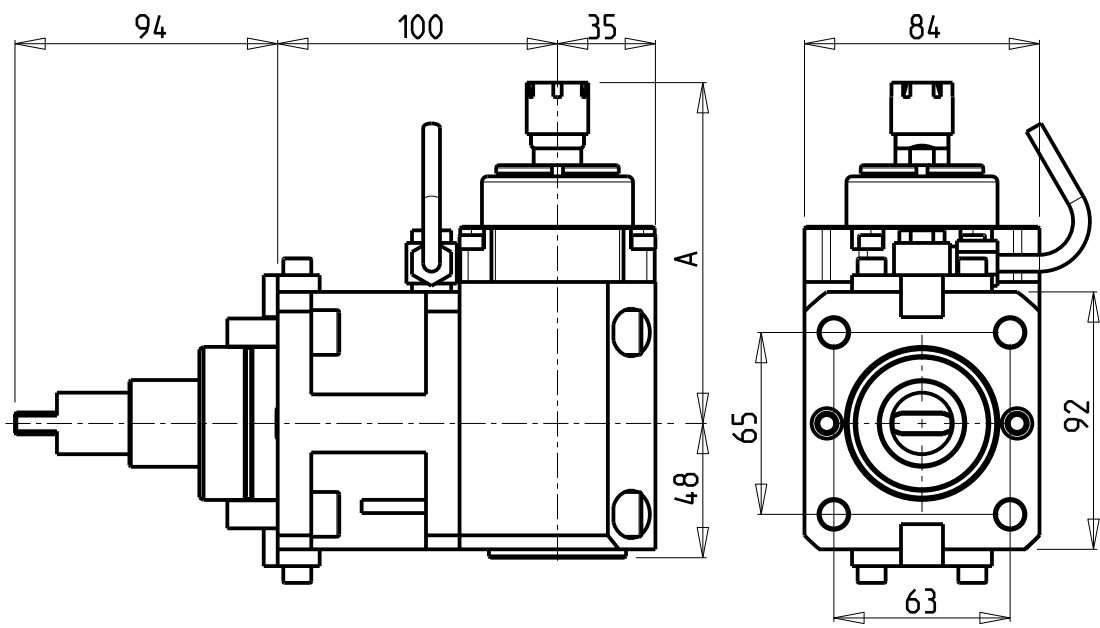
PRODUZIONE MODULI ROTANTI



PAGINA BGL210-1-10

Subject to change without notice.

10/2018



ATTENZIONE - ATTENTION - ACHTUNG

- Per lo smontaggio degli utensili utilizzare sempre la chiave di contrasto come indicato nel manuale d'uso.
- For disassembly of the tools use always the contrast key as mentioned in the user instructions.
- Fuer das Abmontieren der Werkzeuge immer den Gegenschlüssel benutzen wie in der Bedienungsanleitung erwaeht.

ATTENZIONE - ATTENTION - ACHTUNG

- PRIMA DI UTILIZZARE IL MOTORIZZATO CONSULTARE LE ISTRUZIONI ALLEGATE!
- BEFORE USING THE DRIVEN TOOL, PLEASE CHECK THE ENCLOSED INSTRUCTION SHEET!
- VOR DER BENUTZUNG DES ANGETRIEBENEN WERKZEUGES, DIE BEILIEGENDEN INSTRUKTIONEN DURCHLESEN!

Cod. MT	Mandrino Spindle Spindel	I	RPM MAX	Coppia Max Max Torque Max Drehmoment	Reversibile lato mandrino/contromandrino Reversible sub/main spindle side Umkehrbare Spindel-seite/ Gegenspindel-seite	Lubrificazione int. Coolant through Innenkuehlung	Lubrificazione est. Ext. coolant Aussenkuehlung	A	CHIAVI INCLUSE Keys included Schlüssel einbegriffen	
0460016L	ER16	1:5.625	22500	6Nm	X		X	121.8	CHMNER16	CHUB17
0460011L	ER11	1:5.625	22500	6Nm	X	P=70bar		134	CHMNER11	CHUB11

BIGLIA

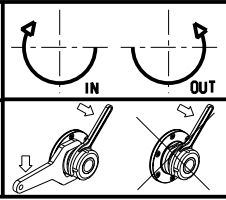
MOD: B445/470/545/550/565/650/658/1200/446/465/745/765 - B750/1250 16 ST.

MODULO MOTORIZZATO ASSIALE MOLTIPLICATO I=1:5.625 H=100mm

Axial geared-up I=1:5.625 driven tool H=100mm

Axial angetriebenes Werkzeug uebersetzt I=1:5.625 H=100mm

Subject to change without notice.

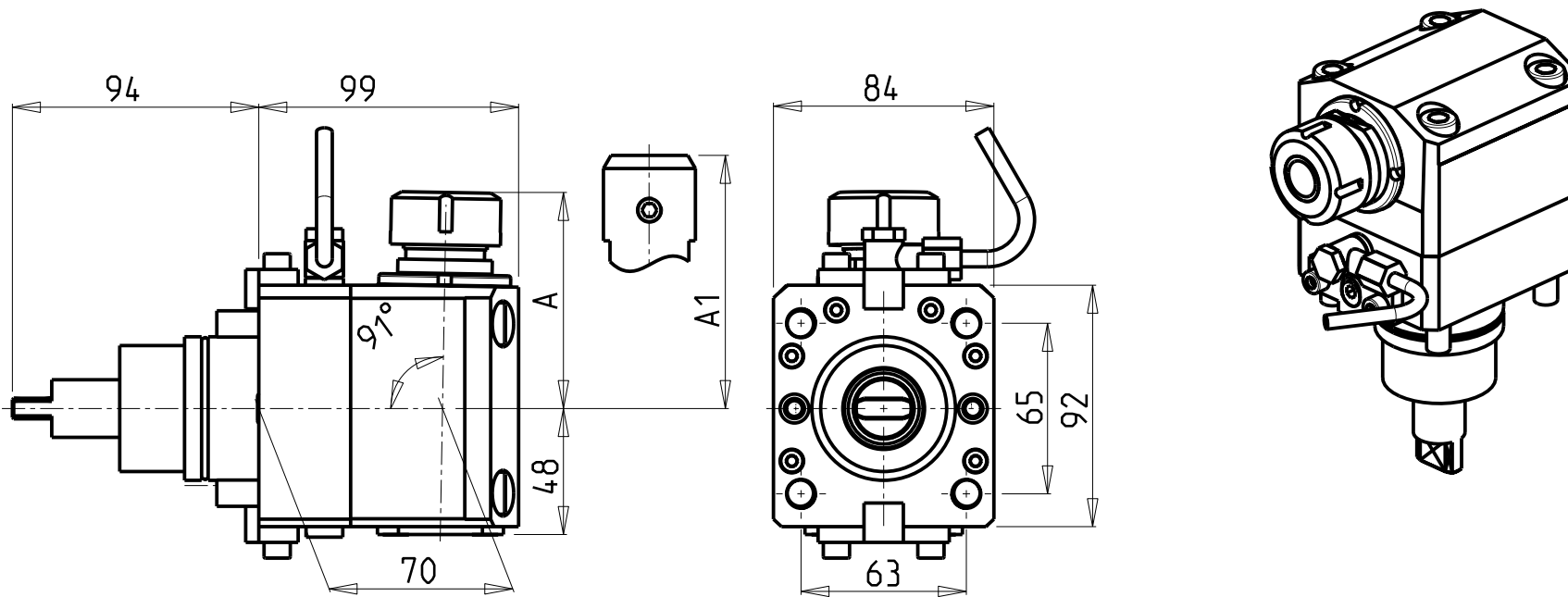


M.T. srl
Via Casino Albini 480
Tel. 0541/956034-957884
Fax 0541/956341
47842 S. GIOVANNI IN M. (RN)
e-mail: mtma@mtmarchetti.com
http://www.mtmarchetti.com

PRODUZIONE MODULI ROTANTI



PAGINA BGL210-1-20



Cod. MT	Cod. BIGLIA	Mandrino Spindle Spindel	i	RPM	Coppia Max Max Torque Max Drehmoment	Reversibile lato mandrino/contromandrino Reversible sub/main spindle side Umkehrbare Spindel-seite/ Gegenspindel-seite	Lubrificazione est. Ext. coolant Aus-senkuehlung	A	A1	CHIAVI NON INCLUSE Keys not included Schluessel nicht einbegriffen	
										CHSTER25	CHUB36
0019125	-	ER25	1:1	6000	50Nm	X	X	80.44	-	CHSTER25	CHUB36
0019108	T134-00068	WELDON 8	1:1	6000	50Nm	X	X	-	76.5		
0019110	-	WELDON 10	1:1	6000	50Nm	X	X	-	76.5		
0019112	-	WELDON 12	1:1	6000	50Nm	X	X	-	76.5		
0019116	-	WELDON 16	1:1	6000	50Nm	X	X	-	73.7		

BIGLIA

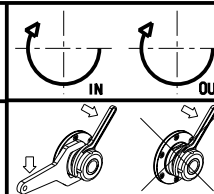
MOD: B301/445/470/501(Y-S)/510/620/650/658/1200

MODULO MOTORIZZATO ASSIALE PER POLIGONATURA INTERNA H=70mm

Axial driven tool for internal polygon-making H=70mm

Axial angetriebenes Werkzeug fuer interne Facettierung H=70mm

Subject to change without notice.



M.T. srl

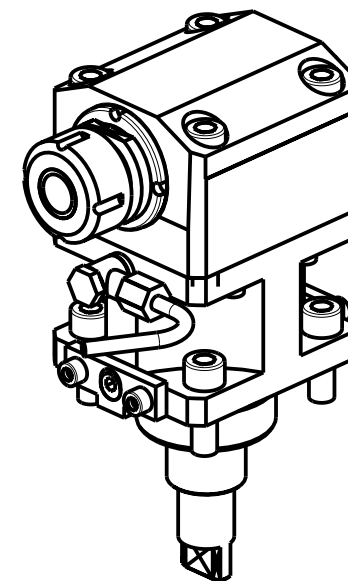
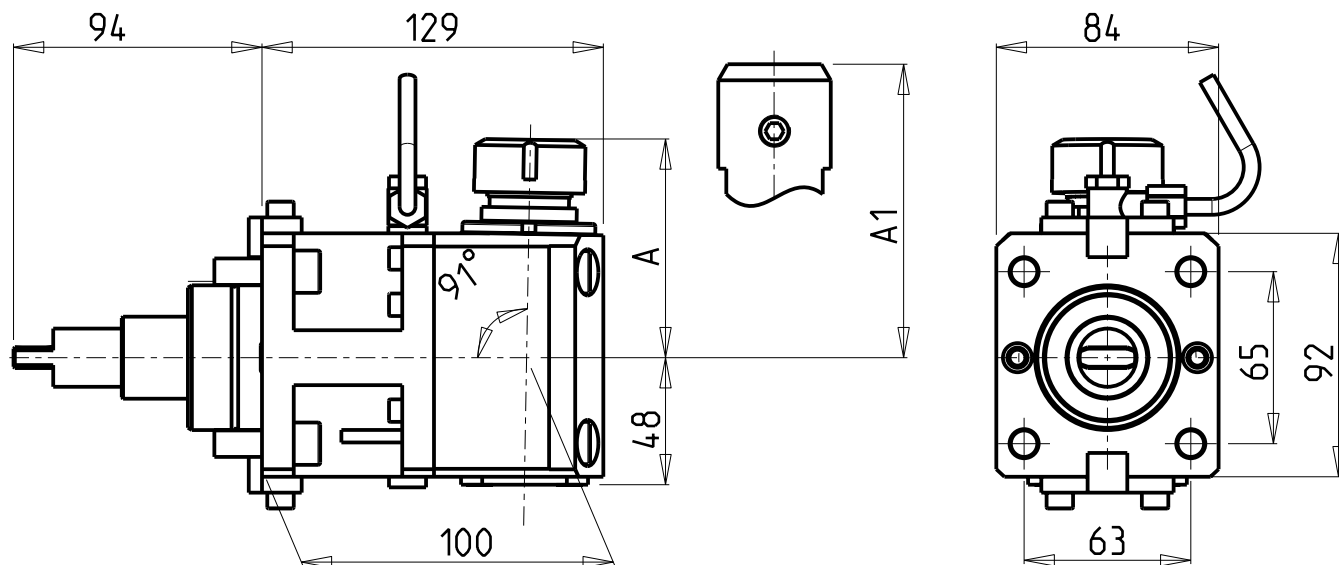
Via Casino Albini 480
Tel. 0541/956034-957884
Fax 0541/956341
47842 S. GIOVANNI IN M. (RN)
e-mail: mtma@mtmarchetti.com
http://www.mtmarchetti.com

PRODUZIONE MODULI ROTANTI



PAGINA BGL230-1-10

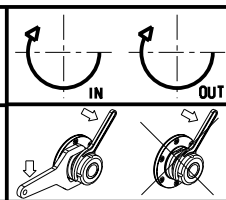
10/2018




Cod. MT	Mandrino Spindle Spindel	I	RPM	Coppia Max Max Torque Max Drehmoment	Reversibile lato mandrino/contromandrino Reversible sub/main spindle side Umkehrbare Spindel-seite/ Gegenspindel-seite	Lubrificazione est. Ext. coolant Ausseinkuehlung	A	A1	CHIAVI NON INCLUSE Keys not included Schluessel nicht einbegriffen	
0019125L	ER25	1:1	6000	50Nm	X	X	80.44	-	CHSTER25	CHUB36
0019108L	WELDON 8	1:1	6000	50Nm	X	X	-	76.5		
0019110L	WELDON 10	1:1	6000	50Nm	X	X	-	76.5		
0019112L	WELDON 12	1:1	6000	50Nm	X	X	-	76.5		
0019116L	WELDON 16	1:1	6000	50Nm	X	X	-	73.7		

BIGLIA
 MOD: B445/470/545/550/565/650/658/1200/446/465/745/765 - B750/1250 16 ST.

MODULO MOTOR. ASSIALE PER POLIGONATURA INTERNA H=100mm
 Axial driven tool for internal polygon-making H=100mm
 Axial angetriebenes Werkzeug fuer interne Facettierung H=100mm

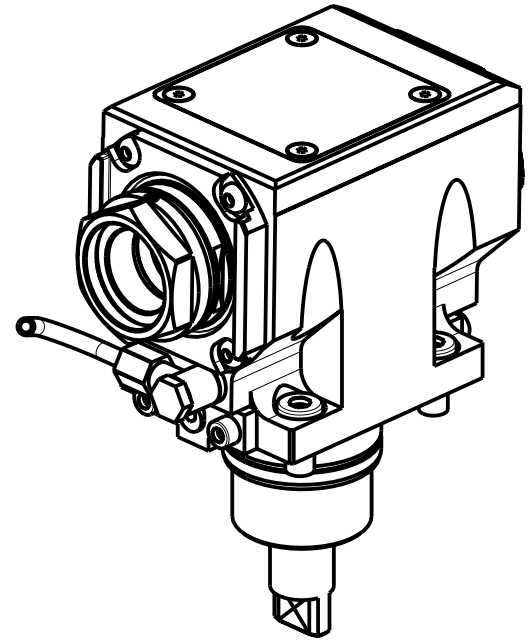
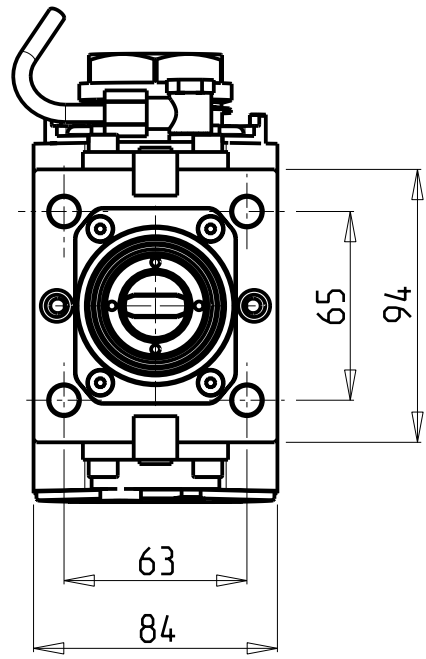
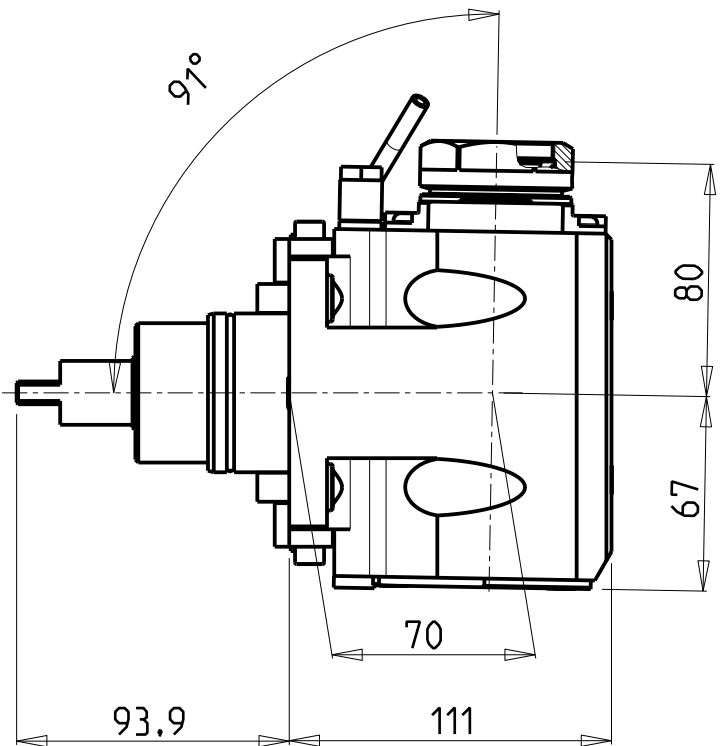


M.T. srl
 Via Casino Albini 480
 Tel. 0541/956034-957884
 Fax 0541/956341
 47842 S. GIOVANNI IN M. (RN)
 e-mail: mtma@mtmarchetti.com
 http://www.mtmarchetti.com

PRODUZIONE MODULI ROTANTI

 PAGINA BGL230-1-20

Subject to change without notice.

10/2018



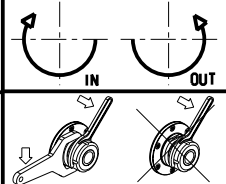
PER PORTAUTENSILI MODULARI MTSK-40 VEDI PAG. TBL300-1-40
 FOR MTSK-40 QUIK CHANGE TOOLHOLDERS CLAMPINGS SEE PAGE TBL300-1-40
 FUER MTSK-40 MODULARE WERKZEUGAUFNAHMEN SIEHE SEITE TBL300-1-40

Cod. MT	Mandrino Spindle Spindel	I	RPM	Coppia Max Max Torque Max Drehmoment	Reversibile lato mandrino/contromandrino Reversible sub/main spindle side Umkehrbare Spindel-seite/ Gegenspindel-seite	Lubr.esterna Ext. coolant Aussenkuehlung	CHIAVI NON INCLUSE Keys not included Schluessel nicht einbegriffen
BGL0410140	MTSK-40	1:1	6000	50Nm	X	X	CHUB46 OKU0650004 *

- Chiave inclusa
- Key included
- Schluessel inbegriffen

BIGLIA
 MOD: B301/445/470/501(Y-S)/510/620/650/658/1200

MODULO MOTORIZZATO ASSIALE MTSK PER POLIGONATURA INTERNA H=70mm
 Axial MTSK driven tool for internal polygon-making H=70mm
 Axial MTSK angetriebenes Werkzeug fuer interne Facettierung H=70mm

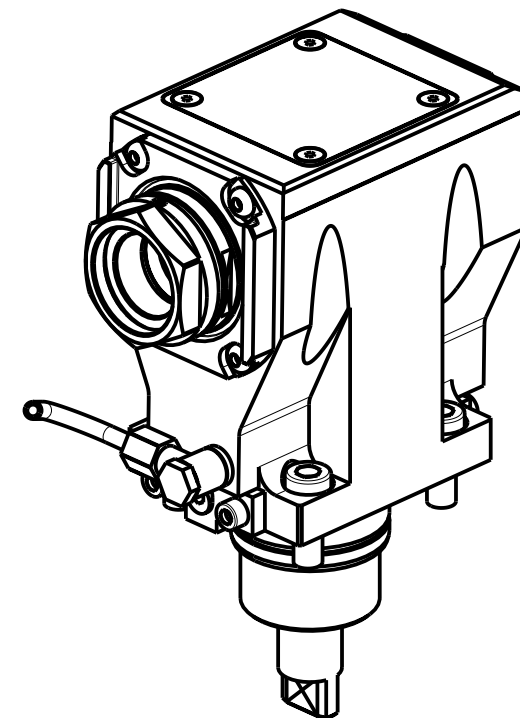
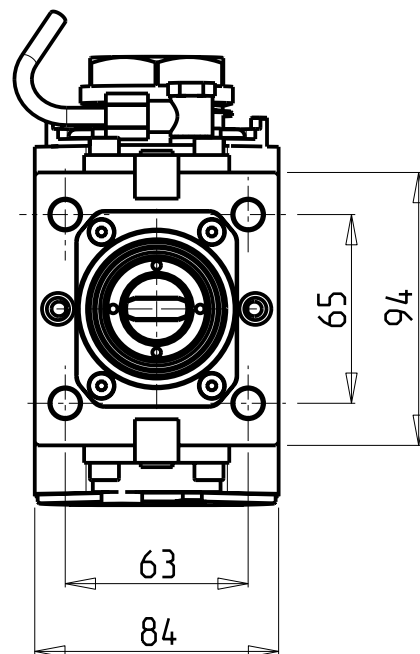
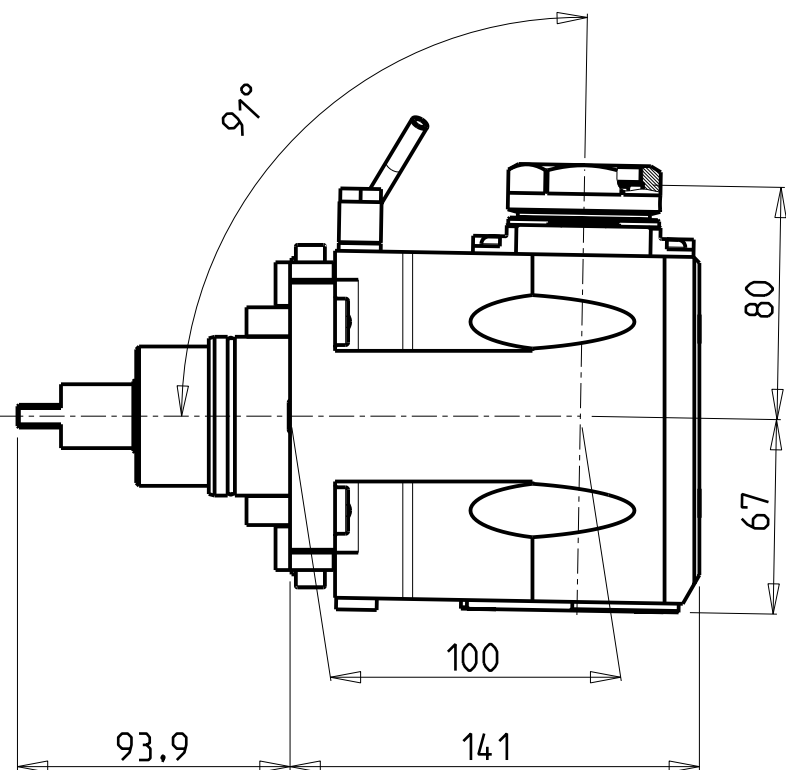


M.T. srl
 Via Casino Albini 480
 Tel. 0541/956034-957884
 Fax 0541/956341
 47842 S. GIOVANNI IN M. (RN)
 e-mail: mtma@mtmarchetti.com
 http://www.mtmarchetti.com

PRODUZIONE MODULI ROTANTI

PAGINA BGL231-1-10-K

Subject to change without notice.



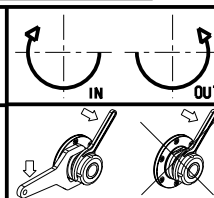
PER PORTAUTENSILI MODULARI MTSK-40 VEDI PAG. TBL300-1-40
 FOR MTSK-40 QUIK CHANGE TOOLHOLDERS CLAMPINGS SEE PAGE TBL300-1-40
 FUER MTSK-40 MODULARE WERKZEUGAUFNAHMEN SIEHE SEITE TBL300-1-40

Cod. MT	Mandrino Spindle Spindel	I	RPM	Coppia Max Max Torque Max Drehmoment	Reversibile lato mandrino/contromandrino Reversible sub/main spindle side Umkehrbare Spindel-seite/ Gegenspindel-seite	Lubr.esterna Ext. coolant Aussenkuehlung	CHIAVI NON INCLUSE Keys not included Schlüssel nicht einbegriffen
BGL0430140	MTSK-40	1:1	6000	50Nm	X	X	CHUB46 OKU0650004 *

- Chiave inclusa
- Key included
- Schlüssel inbegriffen

BIGLIA
 MOD: B445/470/545/550/565/650/658/1200/446/465/745/765 - B750/1250 16 ST.

MODULO MOTORIZZATO ASSIALE MTSK PER POLIGONATURA INTERNA H=100mm
 Axial MTSK driven tool for internal polygon-making H=100mm
 Axial MTSK angetriebenes Werkzeug fuer interne Facettierung H=100mm



M.T. srl
 Via Casino Albini 480
 Tel. 0541/956034-957884
 Fax 0541/956341
 47842 S. GIOVANNI IN M. (RN)
 e-mail: mtma@mtmarchetti.com
 http://www.mtmarchetti.com

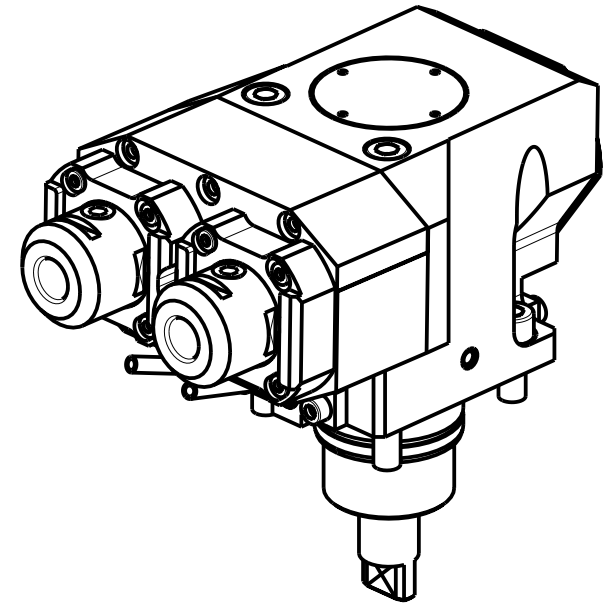
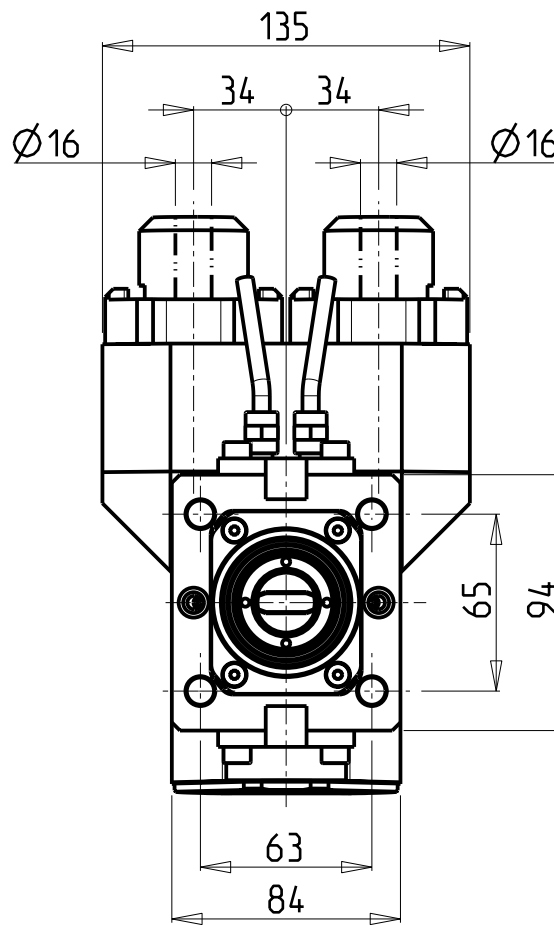
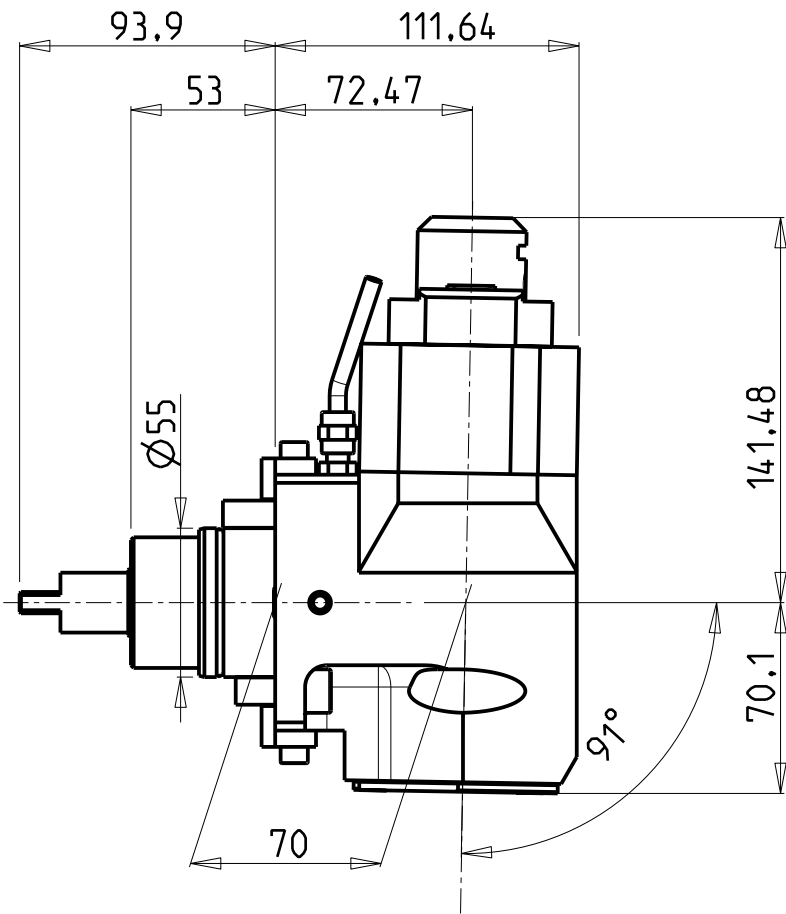
PRODUZIONE MODULI ROTANTI



PAGINA BGL231-1-20-K

Subject to change without notice.

10/2018



Cod. MT	Mandrino Spindle Spindel	I	RPM	Coppia Max Max Torque Max Drehmoment	Reversibile lato mandrino/contromandrino Reversible sub/main spindle side Umkehrbare Spindel-seite/ Gegenspindel-seite	Lubr.esterna Ext. coolant Aussenkuehlung	CHIAVI INCLUSE Keys included Schlüssel inbegriffen
BGL0450616	WELDON 16	1:1	6000	30Nm	X	X	SAU0070027

BIGLIA

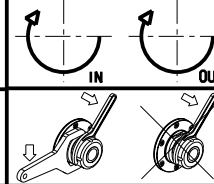
MOD: B301/445/470/501(Y-S)/510/620/650/658/1200

MODULO MOTORIZZATO ASSIALE 2 USCITE IN Y PER POLIGONATURA INTERNA H=70mm

Axial single side twin head driven tool in Y for internal polygon-making H=70mm

Axial angetriebenes Werkzeug 2 Ausgänge in Y fuer interne Facettierung H=70mm

Subject to change without notice.



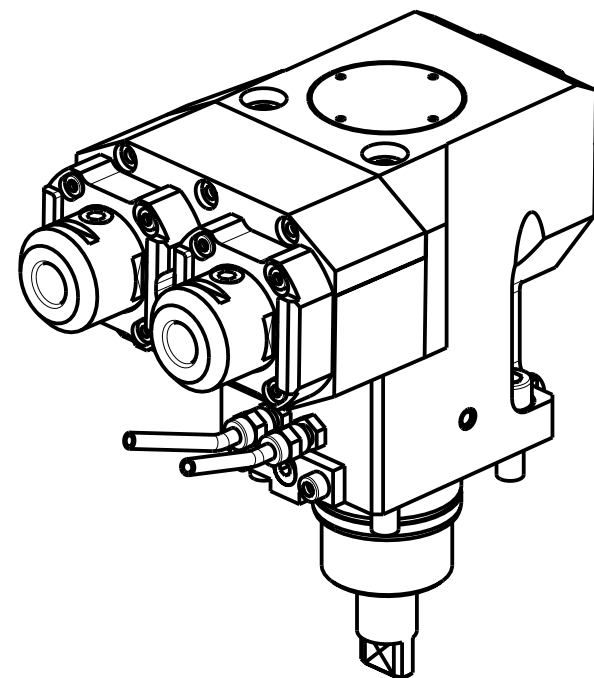
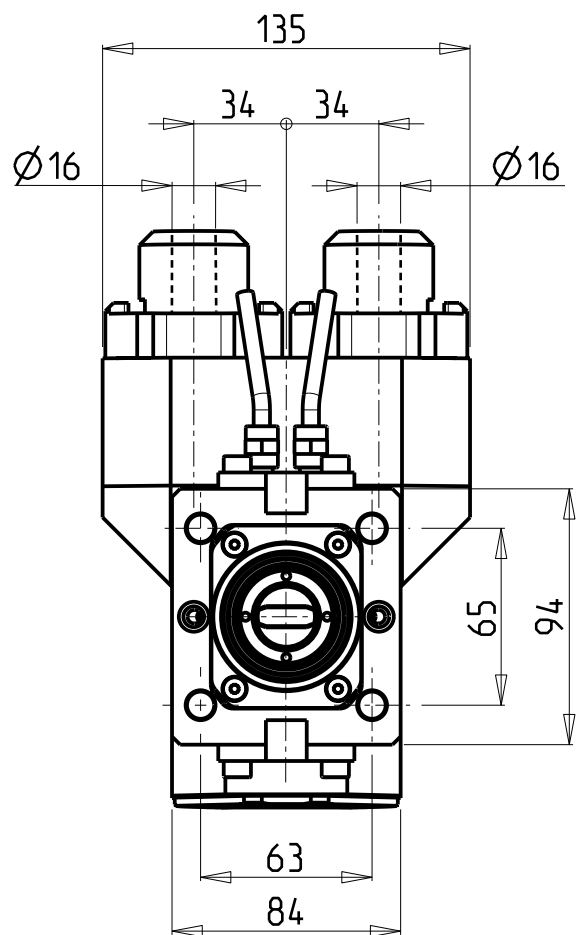
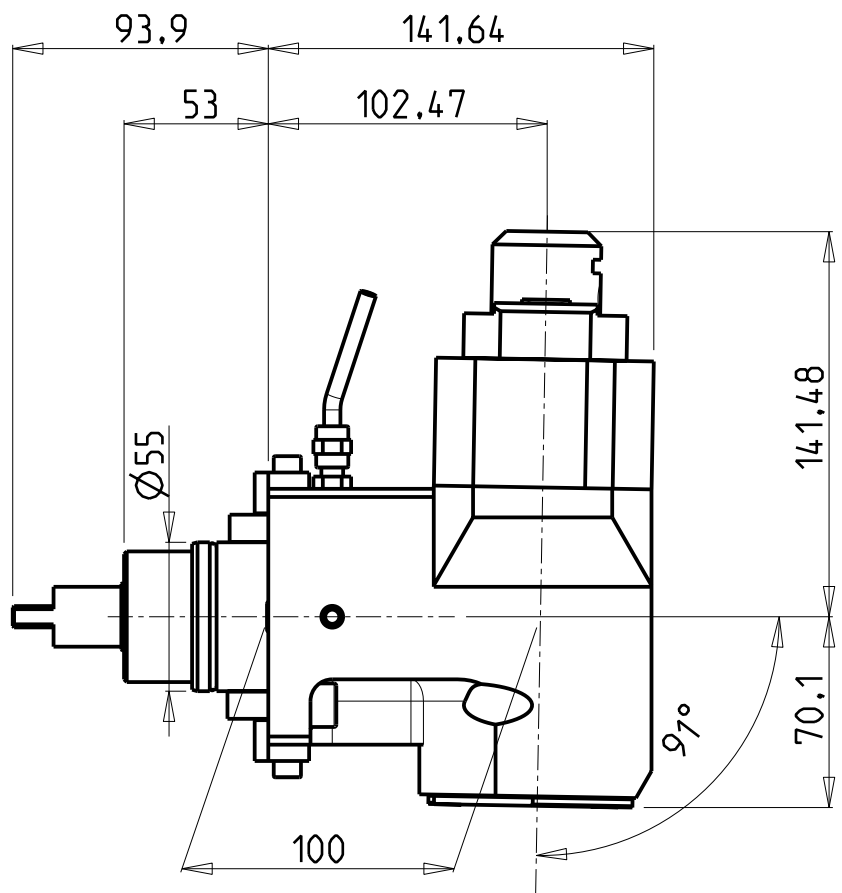
M.T. srl

Via Casino Albini 480
Tel. 0541/956034-957884
Fax 0541/956341
47842 S. GIOVANNI IN M. (RN)
e-mail: mtma@mtmarchetti.com
http://www.mtmarchetti.com

PRODUZIONE MODULI ROTANTI



PAGINA BGL233-1-10

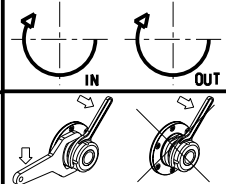


Cod. MT	Mandrino Spindle Spindel	I	RPM	Coppia Max Max Torque Max Drehmoment	Reversibile lato mandrino/contromandrino Reversible sub/main spindle side Umkehrbare Spindel-seite/ Gegenspindel-seite	Lubr.esterna Ext. coolant Aussenkuehlung	CHIAVI INCLUSE Keys included Schlüssel inbegriffen
BGL0470616	WELDON 16	1:1	6000	30Nm	X	X	SAU0070027


BIGLIA
 MOD: B445/470/545/550/565/446/465/745/765 - B750/1250 16 ST.

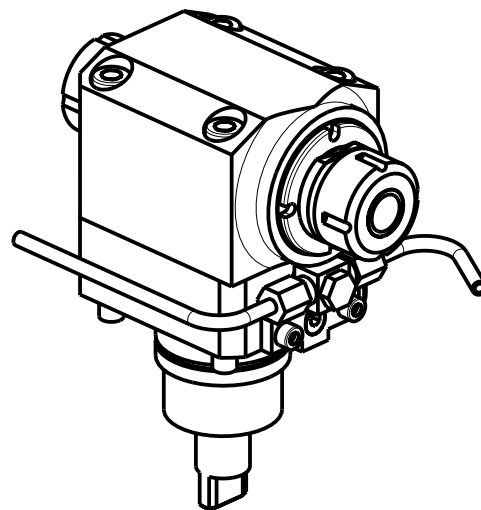
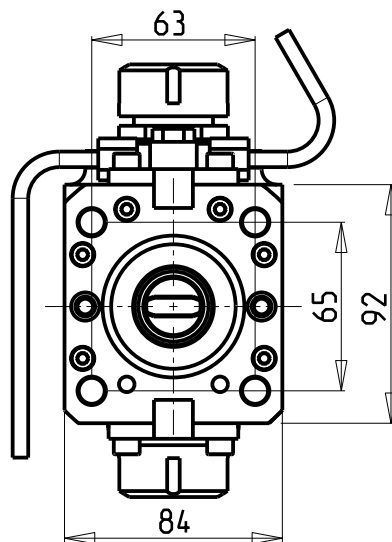
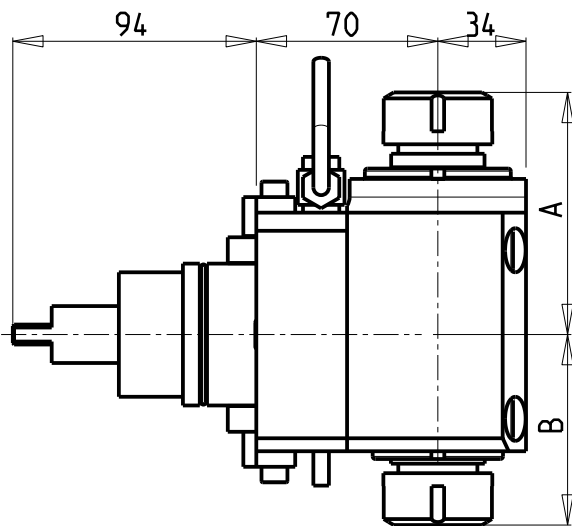
MODULO MOTORIZZATO ASSIALE 2 USCITE IN Y PER POLIGONATURA INTERNA H=100mm
 Axial single side twin head driven tool in Y for internal polygon-making H=100mm
 Axial angetriebenes Werkzeug 2 Ausgange in Y fuer interne Facettierung H=100mm

Subject to change without notice.



M.T. srl
 Via Casino Albini 480
 Tel. 0541/956034-957884
 Fax 0541/956341
 47842 S. GIOVANNI IN M. (RN)
 e-mail: mtma@mtmarchetti.com
 http://www.mtmarchetti.com

PRODUZIONE MODULI ROTANTI

 PAGINA BGL233-1-20



ATTENZIONE - ATTENTION - ACHTUNG

- Per lo smontaggio degli utensili utilizzare sempre la chiave di contrasto come indicato nel manuale d'uso.
- For disassembly of the tools use always the contrast key as mentioned in the user instructions.
- Fuer das Abmontieren der Werkzeuge immer den Gegenschlüssel benutzen wie in der Bedienungsanleitung erwäehnt.

ATTENZIONE - ATTENTION - ACHTUNG

- FINO AD ESAURIMENTO SCORTE
- clearance sale
- solange vorrat

Cod. MT	Mandrino Spindle Spindel	I	RPM	Coppia Max Max Torque Max Drehmoment	Reversibile lato mandrino/contromandrino Reversible sub/main spindle side Umkehrbare Spindel-seite/ Gegenspindel-seite	Lubrificazione est. Ext. coolant Aussenkuehlung	A	B	CHIAVI NON INCLUSE Keys not included Schluesssel nicht einbegriffen	
0417025	ER25+ER25	1:1	6000	50Nm	X	X	93.36	73.46	CHSTER25	CHUB36+CHUB29
0417032	ER32+ER32	1:1	6000	50Nm	X	X	100.56	78.96	CHSTER32	CHUB36

BIGLIA

MOD: B301/445/470/501(Y-S)/510/620/650/658/1200

MODULO MOTORIZZATO ASSIALE BISPORGENTE H=70mm

Axial opposite face twin driven tool H=70mm

Axial angetriebenes Werkzeug halb vorspringend H=70mm

Subject to change without notice.

M.T. srl

Via Casino Albini 480
Tel. 0541/956034-957884
Fax 0541/956341
47842 S. GIOVANNI IN M. (RN)
e-mail: mtma@mtmarchetti.com
http://www.mtmarchetti.com

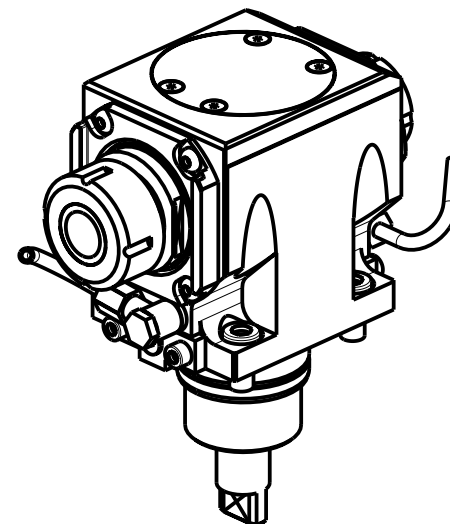
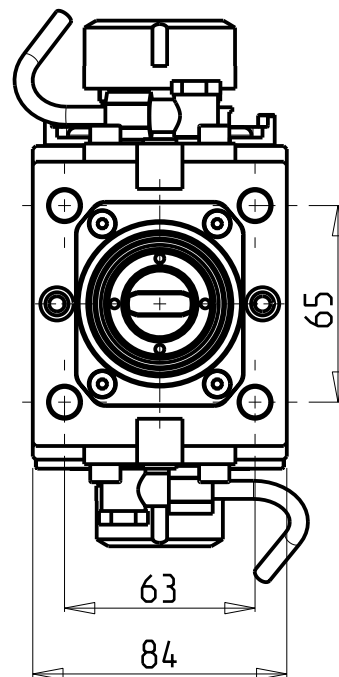
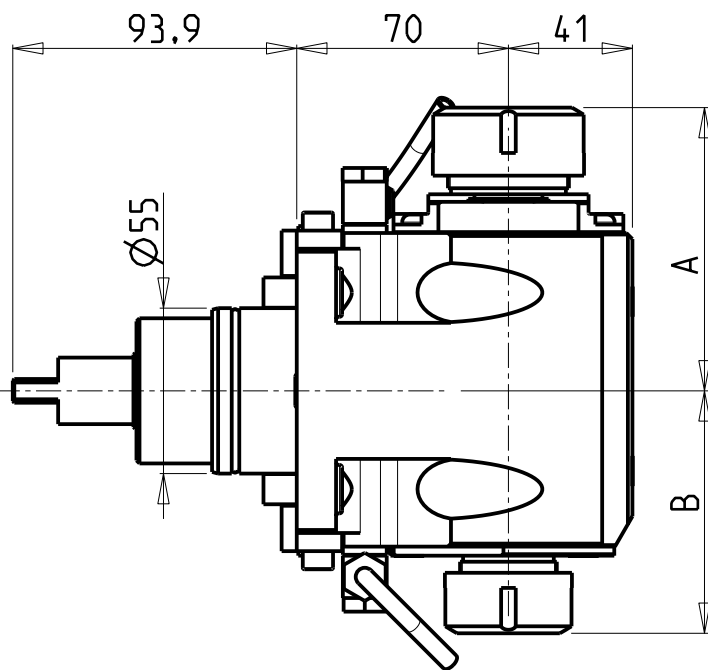
PRODUZIONE MODULI ROTANTI



PAGINA BGL240-1-10

ATTENZIONE - ATTENTION - ACHTUNG

- Per lo smontaggio degli utensili utilizzare sempre la chiave di contrasto come indicato nel manuale d'uso.
- For disassembly of the tools use always the contrast key as mentioned in the user instructions.
- Fuer das Abmontieren der Werkzeuge immer den Gegenschlüssel benutzen wie in der Bedienungsanleitung erwaeht.



- Chiave inclusa
- Key included
- Schlüssel inbegriffen

CHIAVI NON INCLUSE
Keys not included
Schlüssel nicht einbegriffen

Cod. MT	Mandrino Spindle Spindel	I	RPM	Coppia Max Max Torque Max Drehmoment	Reversibile lato mandrino/contromandrino Reversible sub/main spindle side Umkehrbare Spindel-seite/ Gegenspindel-seite	Lubrificazione est. Ext. coolant Aussenkuehlung	A	B							
BGL0193225	ER32+ER25	1:1	6000	50Nm	X	X	93.66	80.16	CHSTER32	CHSTER25	OKU0650004	-	-		
BGL0192520	ERA25+ERA20	1:1	6000	50Nm	X	X	65	55.5	CHUB22	CHUB27	OKU0650004	CHTAER20ZC	CHTAER25ZC		

BIGLIA

MOD: B301/445/470/501(Y-S)/510/620/650/658/1200

MODULO MOTORIZZATO ASSIALE BISPORGENTE H=70mm

Axial opposite face twin driven tool H=70mm

Axial angetriebenes Werkzeug halb vorspringend H=70mm

Subject to change without notice.

M.T. srl

Via Casino Albini 480
Tel. 0541/956034-957884
Fax 0541/956341
47842 S. GIOVANNI IN M. (RN)
e-mail: mtma@mtmarchetti.com
http://www.mtmarchetti.com

PRODUZIONE MODULI ROTANTI



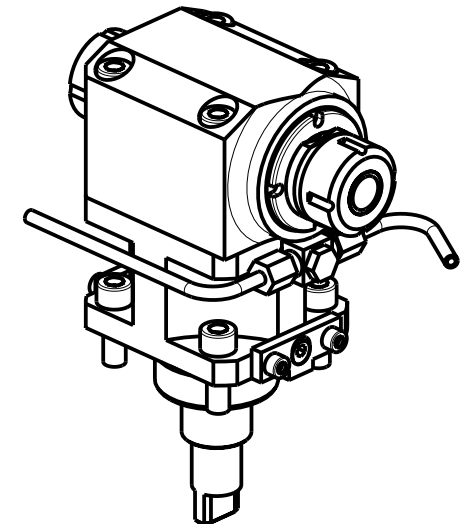
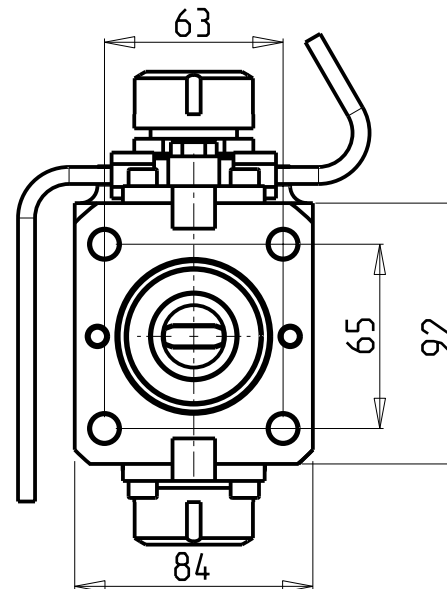
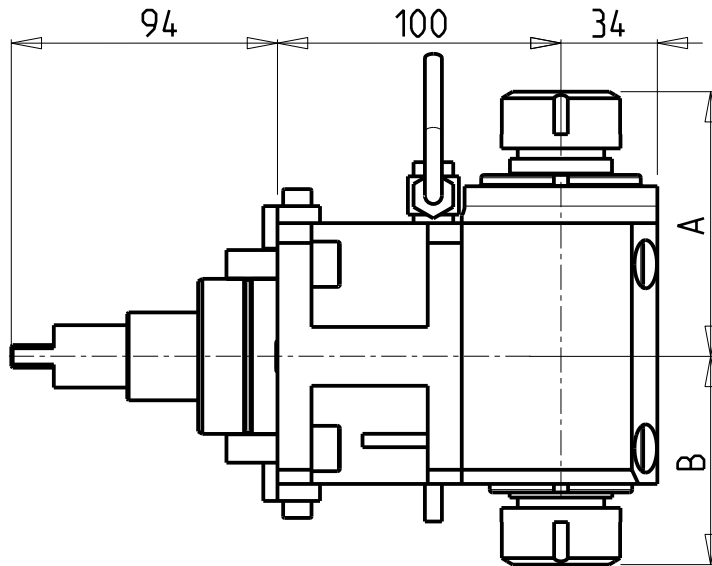
PAGINA BGL240-1-11

ATTENZIONE - ATTENTION - ACHTUNG

- FINO AD ESAURIMENTO SCORTE
- clearance sale
- solange vorrat

ATTENZIONE - ATTENTION - ACHTUNG

- Per lo smontaggio degli utensili utilizzare sempre la chiave di contrasto come indicato nel manuale d'uso.
- For disassembly of the tools use always the contrast key as mentioned in the user instructions.
- Fuer das Abmontieren der Werkzeuge immer den Gegenschlüssel benutzen wie in der Bedienungsanleitung erwaeht.



Cod. MT	Cod. BIGLIA	Mandrino Spindle Spindel	I	RPM	Coppia Max Max Torque Max Drehmoment	Reversibile lato mandrino/contromandrino Reversible sub/main spindle side Umkehrbare Spindel-seite/ Gegenspindel-seite	Lubrificazione est. Ext. coolant Aussenkuehlung	A	B	CHIAVI NON INCLUSE Keys not included Schlüssel nicht einbegriffen	
0411025	-	ER25+ER25	1:1	6000	50Nm	X	X	93.36	73.46	CHSTER25	CHUB36+CHUB29
0411032	-	ER32+ER32	1:1	6000	50Nm	X	X	100.56	78.96	CHSTER32	CHUB36

BIGLIA
 MOD: B445/470/545/550/565/650/658/1200/446/465/745/765 - B750/1250 16 ST.

MODULO MOTORIZZATO ASSIALE BISPORGENTE H=100mm
 Axial opposite face twin driven tool H=100mm
 Axial angetriebenes Werkzeug halb vorspringend H=100mm

M.T. srl
 Via Casino Albini 480
 Tel. 0541/956034-957884
 Fax 0541/956341
 47842 S. GIOVANNI IN M. (RN)
 e-mail: mtma@mtmarchetti.com
 http://www.mtmarchetti.com

PRODUZIONE MODULI ROTANTI



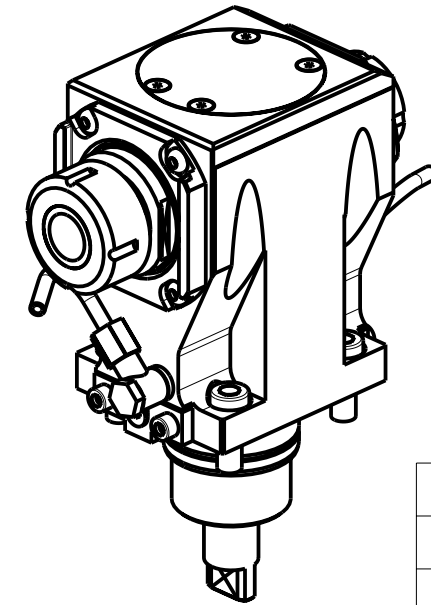
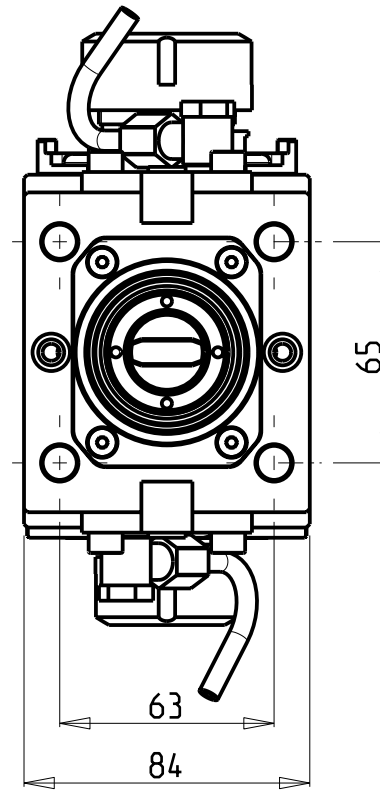
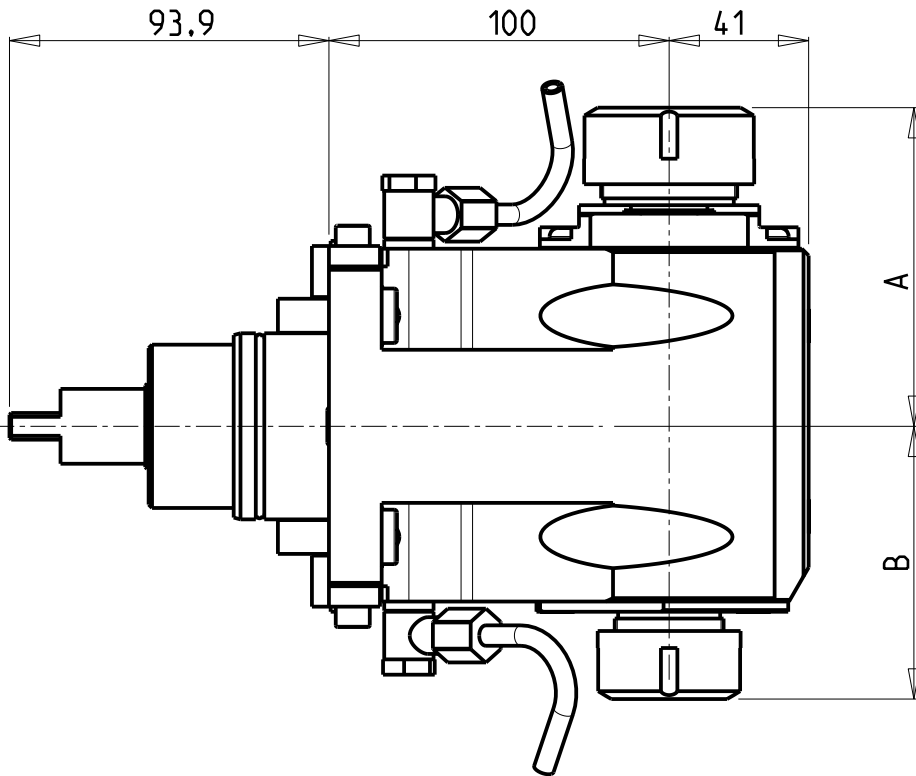
PAGINA BGL240-1-20

Subject to change without notice.

10/2018

ATTENZIONE - ATTENTION - ACHTUNG

- Per lo smontaggio degli utensili utilizzare sempre la chiave di contrasto come indicato nel manuale d'uso.
- For disassembly of the tools use always the contrast key as mentioned in the user instructions.
- Fuer das Abmontieren der Werkzeuge immer den Gegenschlüssel benutzen wie in der Bedienungsanleitung erwaeht.



- Chiave inclusa
- Key included
- Schlüssel inbegriffen

CHIAVI NON INCLUSE
Keys not included
Schlüssel nicht einbegriffen

Cod. MT	Mandrino Spindle Spindel	I	RPM	Coppia Max Max Torque Max Drehmoment	Reversibile lato mandrino/contromandrino Reversible sub/main spindle side Umkehrbare Spindel-seite/ Gegenspindel-seite	Lubrificazione est. Ext. coolant Aussenkuehlung	A	B						
BGL0223225	ER32+ER25	1:1	6000	50Nm	X	X	93.66	80.16	CHSTER32	CHSTER25	OKU0650004	-	-	-
BGL0222520	ERA25+ERA20	1:1	6000	50Nm	X	X	65	55.5	CHUB22	CHUB27	OKU0650004	CHTAER20ZC	CHTAER25ZC	

BIGLIA
MOD: B445/470/545/550/565/650/658/1200/446/465/745/765 - B750/1250 16 ST.

MODULO MOTORIZZATO ASSIALE BISPORGENTE H=100mm
Axial opposite face twin driven tool H=100mm
Axial angetriebenes Werkzeug halb vorspringend H=100mm

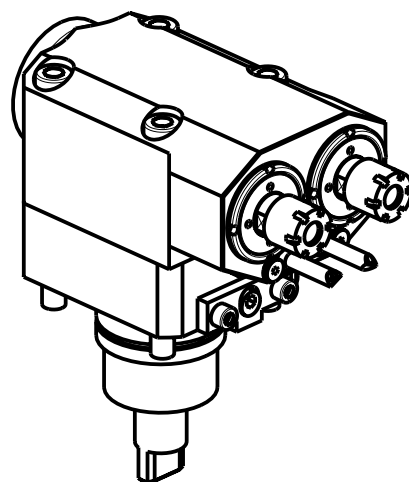
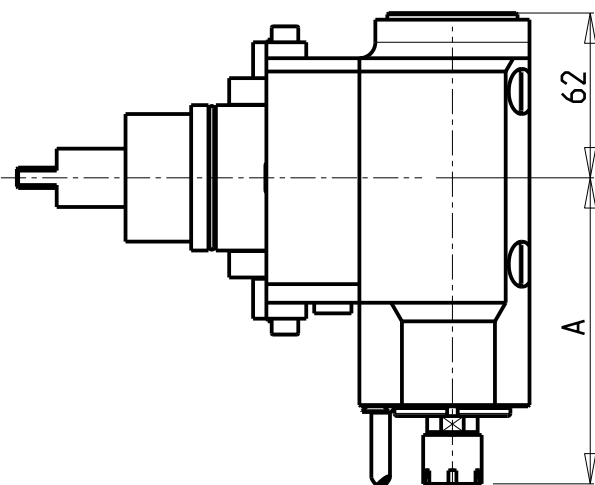
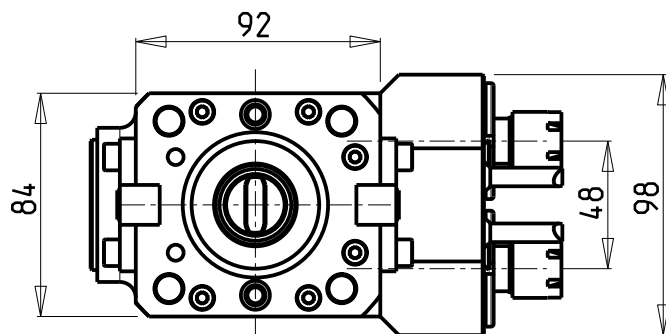
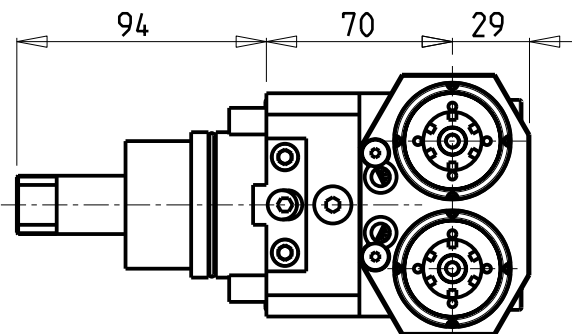
Subject to change without notice.

M.T. srl
Via Casino Albini 480
Tel. 0541/956034-957884
Fax 0541/956341
47842 S. GIOVANNI IN M. (RN)
e-mail: mtma@tmarchetti.com
http://www.tmmarchetti.com

PRODUZIONE MODULI ROTANTI



PAGINA BGL240-1-21



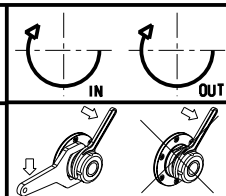
ATTENZIONE - ATTENTION - ACHTUNG

- Per lo smontaggio degli utensili utilizzare sempre la chiave di contrasto come indicato nel manuale d'uso.
- For disassembly of the tools use always the contrast key as mentioned in the user instructions.
- Fuer das Abmontieren der Werkzeuge immer den Gegenschlüssel benutzen wie in der Bedienungsanleitung erwäehnt.

Cod. MT	Mandrino Spindle Spindel	I	RPM	Coppia Max Max Torque Max Drehmoment	Reversibile lato mandrino/contromandrino Reversible sub/main spindle side Umkehrbare Spindel-seite/ Gegenspindel-seite	Lubrificazione est. Ext. coolant Aussenkuehlung	A	CHIAVI NON INCLUSE Keys not included Schluesssel nicht einbegriffen	
0400016x2	ER16	1:1	6000	30Nm	X	X	115.15	CHMNER16	CHUB17
0400025x2	ER25	1:1	6000	30Nm	X	X	115.61	CHSTER25	MNL0210007

BIGLIA
 MOD: B301/445/470/501(Y-S)/510/620/650/658/1200 - BV210/315

MODULO MOTORIZZATO ASSIALE 2 USCITE IN Y H=70mm
 Axial single side twin head driven tool in Y H=70mm
 Axial angetriebenes Werkzeug 2 Ausgange in Y H=70mm



M.T. srl
 Via Casino Albini 480
 Tel. 0541/956034-957884
 Fax 0541/956341
 47842 S. GIOVANNI IN M. (RN)
 e-mail: mtma@mtmarchetti.com
 http://www.mtmarchetti.com

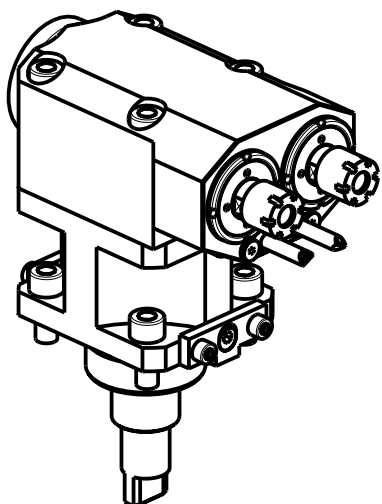
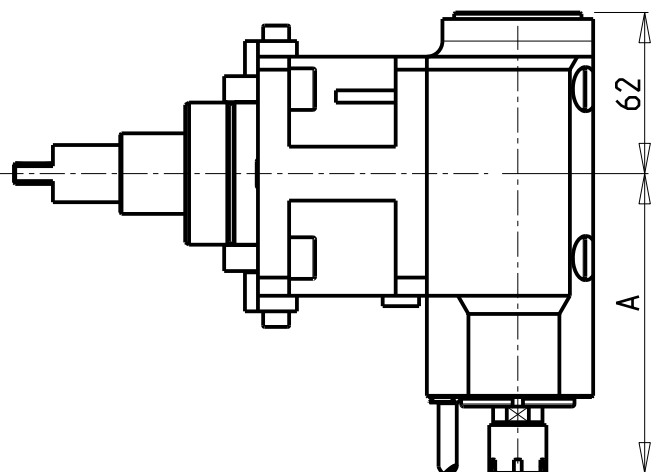
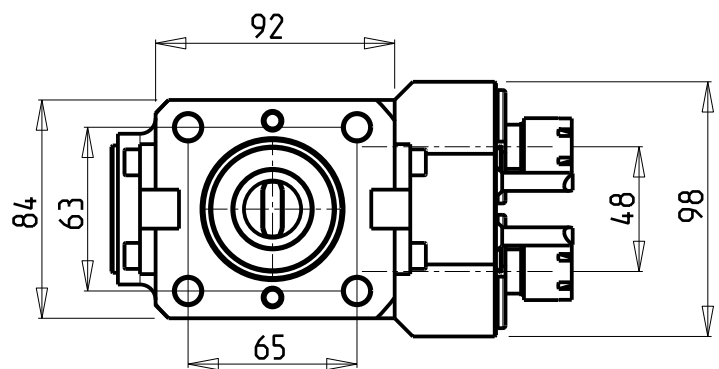
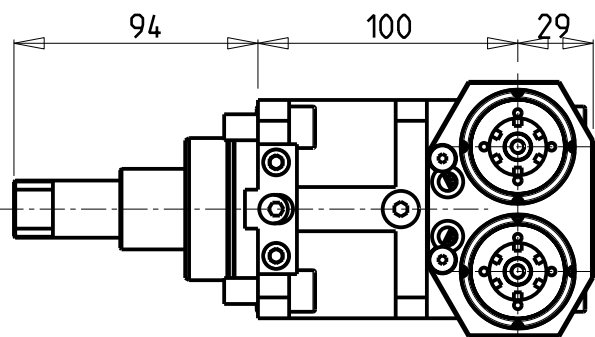
PRODUZIONE MODULI ROTANTI



PAGINA BGL260-1-10

Subject to change without notice.

10/2018



ATTENZIONE - ATTENTION - ACHTUNG

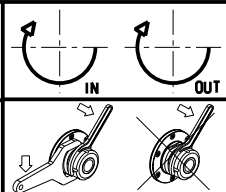
- Per lo smontaggio degli utensili utilizzare sempre la chiave di contrasto come indicato nel manuale d'uso.
- For disassembly of the tools use always the contrast key as mentioned in the user instructions.
- Fuer das Abmontieren der Werkzeuge immer den Gegenschlüssel benutzen wie in der Bedienungsanleitung erwaeht.

Cod. MT	Mandrino Spindle Spindel	I	RPM	Coppia Max Max Torque Max Drehmoment	Reversibile lato mandrino/contromandrino Reversible sub/main spindle side Umkehrbare Spindel-seite/ Gegenspindel-seite	Lubrificazione est. Ext. coolant Aussenkuehlung	A	CHIAVI NON INCLUSE Keys not included Schluesssel nicht einbegriffen	
0400016x2L	ER16	1:1	6000	30Nm	X	X	115.15	CHMNER16	CHUB17
0400025x2L	ER25	1:1	6000	30Nm	X	X	115.61	CHSTER25	MNLO210007

BIGLIA
 MOD: B445/470/545/550/565/650/658/1200/446/465/745/765 - B750/1250 16 ST.

MODULO MOTORIZZATO ASSIALE 2 USCITE IN Y H=100mm
 Axial single side twin head driven tool in Y H=100mm
 Axial angetriebenes Werkzeug 2 Ausgange in Y H=100mm

Subject to change without notice.

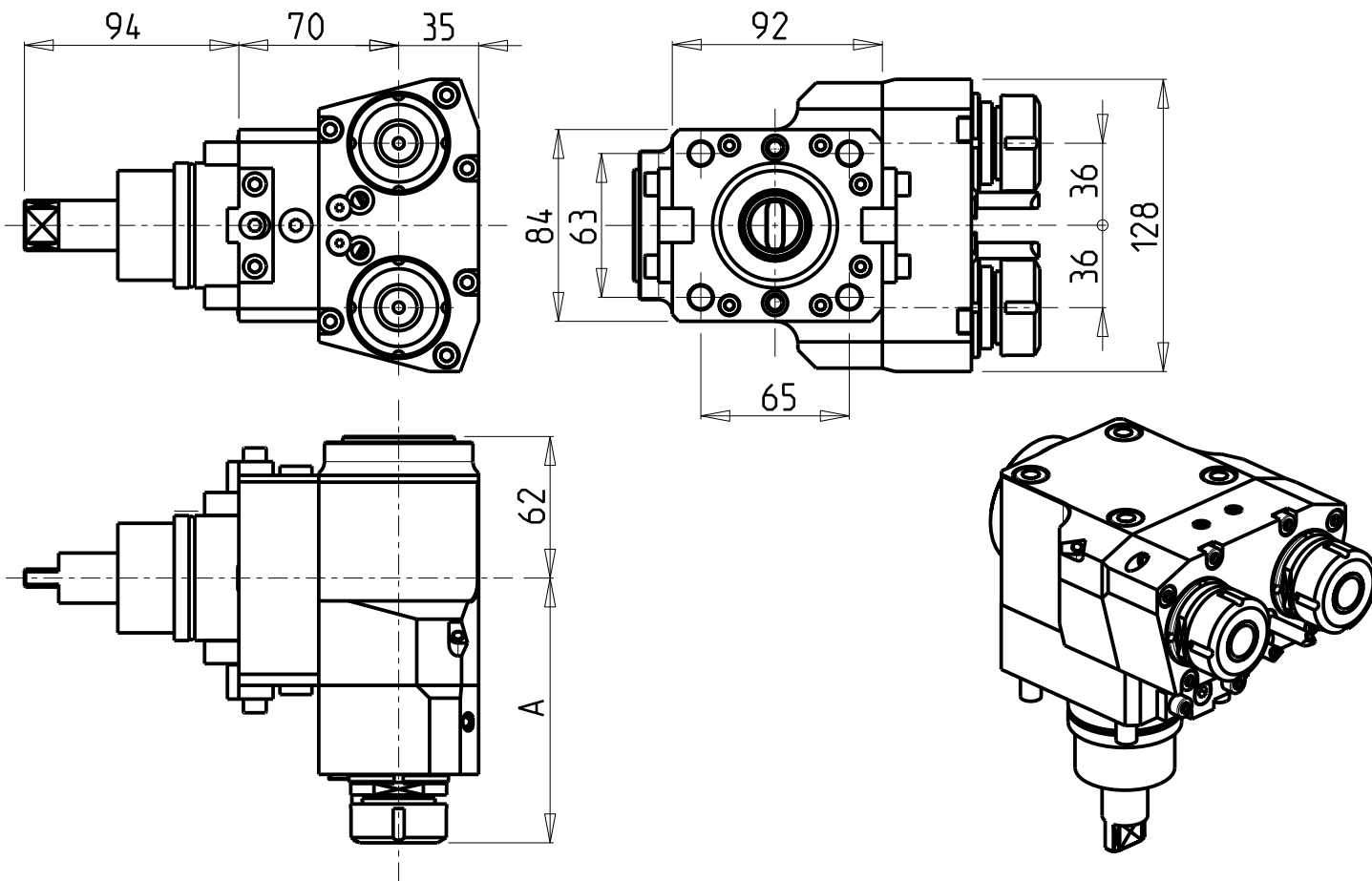


M.T. srl
 Via Casino Albini 480
 Tel. 0541/956034-957884
 Fax 0541/956341
 47842 S. GIOVANNI IN M. (RN)
 e-mail: mtma@mtmarchetti.com
 http://www.mtmarchetti.com

PRODUZIONE MODULI ROTANTI



PAGINA BGL260-1-20



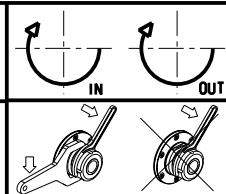
ATTENZIONE - ATTENTION - ACHTUNG

- Per lo smontaggio degli utensili utilizzare sempre la chiave di contrasto come indicato nel manuale d'uso.
- For disassembly of the tools use always the contrast key as mentioned in the user instructions.
- Fuer das Abmontieren der Werkzeuge immer den Gegenschlüssel benutzen wie in der Bedienungsanleitung erwäehnt.

Cod. MT	Mandrino Spindle Spindel	I	RPM	Coppia Max Max Torque Max Drehmoment	Reversibile lato mandrino/contromandrino Reversible sub/main spindle side Umkehrbare Spindel-seite/ Gegenspindel-seite	Lubrificazione est. Ext. coolant Aussenkuehlung	A	CHIAVI NON INCLUSE Keys not included Schluesssel nicht einbegriffen	
								CHMNER16	CHUB17
BGL0280216	ER16	1:2	12000	20Nm	X	X	115	CHMNER16	CHUB17
BGL0280225	ER25	1:2	12000	20Nm	X	X	115.96	CHSTER25	CHUB36

BIGLIA
 MOD: B301/445/470/501(Y-S)/510/620/650/658/1200 - BV210/315

MODULO MOTORIZZATO ASSIALE 2 USCITE IN Y MOLTIPLICATO I=1:2 H=70mm
 Axial geared-up I=1:2 single side twin head driven tool in Y H=70mm
 Axial angetriebenes Werkzeug 2 Ausgange in Y uebersetzt I=1:2 H=70mm



M.T. srl
 Via Casino Albini 480
 Tel. 0541/956034-957884
 Fax 0541/956341
 47842 S. GIOVANNI IN M. (RN)
 e-mail: mtma@mtmarchetti.com
 http://www.mtmarchetti.com

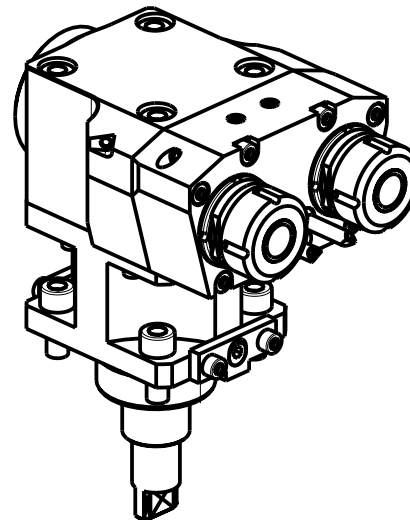
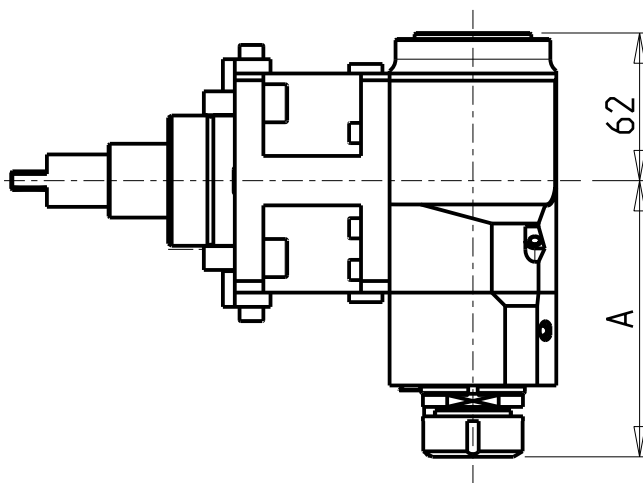
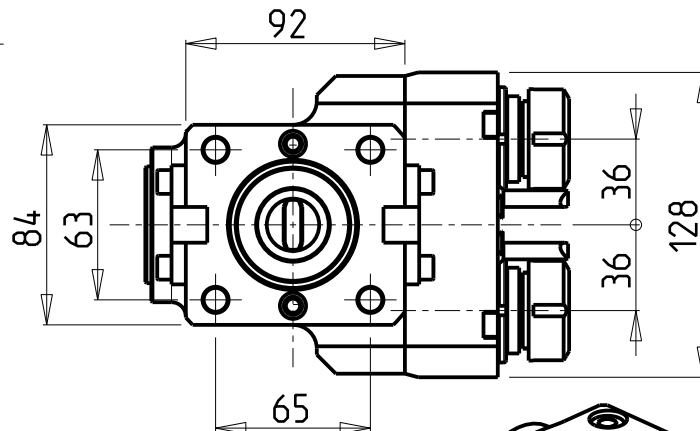
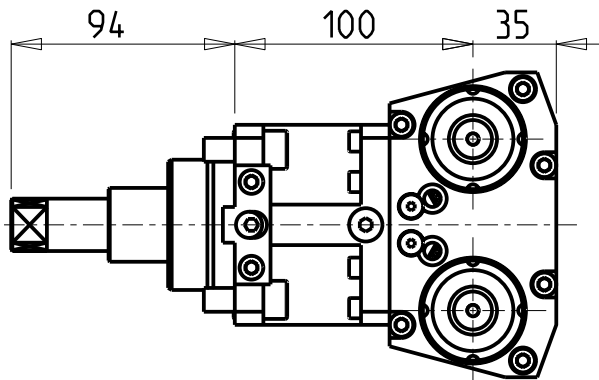
PRODUZIONE MODULI ROTANTI



PAGINA BGL261-1-10

Subject to change without notice.

10/2018



ATTENZIONE - ATTENTION - ACHTUNG

- Per lo smontaggio degli utensili utilizzare sempre la chiave di contrasto come indicato nel manuale d'uso.
- For disassembly of the tools use always the contrast key as mentioned in the user instructions.
- Fuer das Abmontieren der Werkzeuge immer den Gegenschlüssel benutzen wie in der Bedienungsanleitung erwäehnt.

Cod. MT	Mandrino Spindle Spindel	I	RPM	Coppia Max Max Torque Max Drehmoment	Reversibile lato mandrino/contromandrino Reversible sub/main spindle side Umkehrbare Spindel-seite/ Gegenspindel-seite	Lubrificazione est. Ext. coolant Aussenkuehlung	A	CHIAVI NON INCLUSE Keys not included Schluesssel nicht einbegriffen	
BGL0281216	ER16	1:2	12000	20Nm	X	X	115	CHMNER16	CHUB17
BGL0281225	ER25	1:2	12000	20Nm	X	X	115.96	CHSTER25	CHUB36

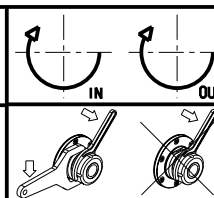
BIGLIA

MOD: B301/445/470/501(Y-S)/510/545/550/565/658/1200 - B750/1250 16 ST.

MODULO MOTORIZZATO ASSIALE 2 USCITE IN Y MOLTIPLICATO I=1:2 H=100mm

Axial geared-up I=1:2 single side twin head driven tool in Y H=100mm

Axial angetriebenes Werkzeug 2 Ausgange in Y uebersetzt I=1:2 H=100mm



M.T. srl

Via Casino Albini 480
Tel. 0541/956034-957884
Fax 0541/956341
47842 S. GIOVANNI IN M. (RN)
e-mail: mtma@mtmarchetti.com
http://www.mtmarchetti.com

PRODUZIONE MODULI ROTANTI



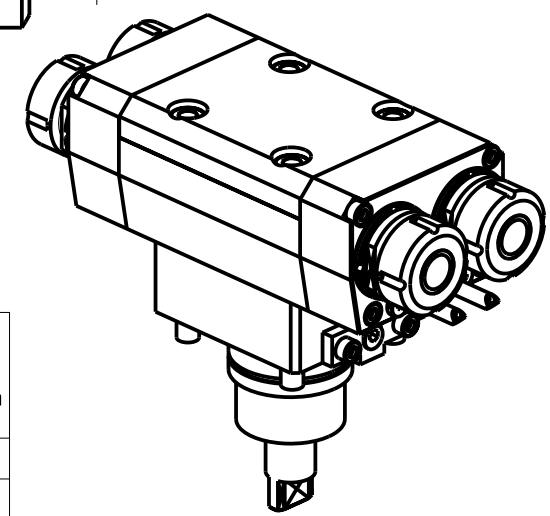
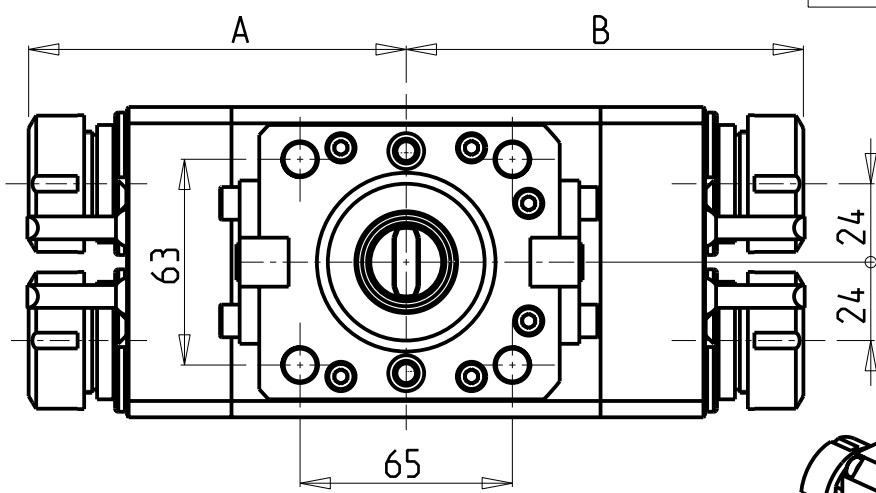
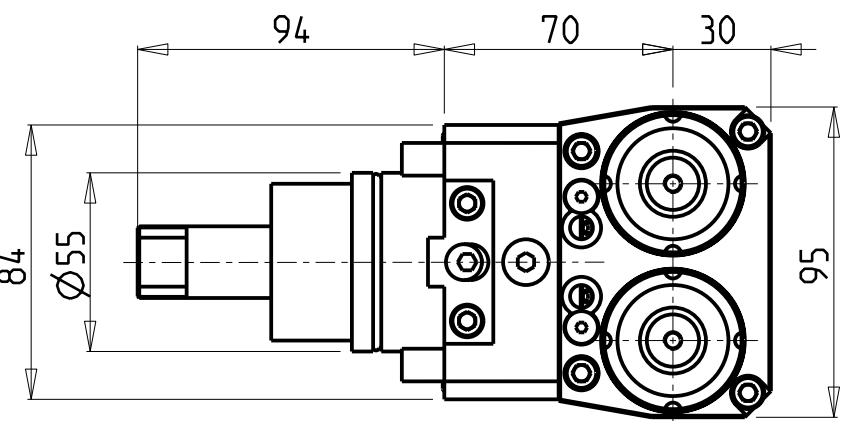
PAGINA BGL261-1-20

Subject to change without notice.

10/2018

ATTENZIONE - ATTENTION - ACHTUNG

- Per lo smontaggio degli utensili utilizzare sempre la chiave di contrasto come indicato nel manuale d'uso.
- For disassembly of the tools use always the contrast key as mentioned in the user instructions.
- Fuer das Abmontieren der Werkzeuge immer den Gegenschlüssel benutzen wie in der Bedienungsanleitung erwäehnt.



Cod. MT	Mandrino Spindle Spindel	I	RPM	Coppia Max Max Torque Max Drehmoment	Reversibile lato mandrino/contromandrino Reversible sub/main spindle side Umkehrbare Spindel-seite/ Gegenspindel-seite	N°Utensili N°Tools N°Werkzeuge	Lubrificazione est. Ext. coolant Aussehenkuehlung	A	B	CHIAVI NON INCLUSE Keys not included Schluessel nicht einbegriffen	
BGL0570416	ER16+ER16	1:1	6000	50Nm	X	2+2	X	114.7	120.7	CHUB17	CHMNER16
BGL0570425	ER25+ER25	1:1	6000	50Nm	X	2+2	X	115.6	121.6	CHUB36	CHSTER25

BIGLIA

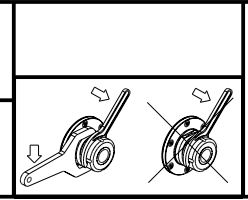
MOD: B445/470/620/650/658/1200

MODULO MOTORIZZATO ASSIALE 2+2 USCITE IN Y H=70mm

Axial multiple 2+2 outlet driven tool in Y H=70mm

Axial angetriebenes Mehrspindel-Werkzeug 2+2 Ausgaenge in Y H=70mm

Subject to change without notice.



M.T. srl
 Via Casino Albini 480
 Tel. 0541/956034-957884
 Fax 0541/956341
 47842 S. GIOVANNI IN M. (RN)
 e-mail: mtma@mtmarchetti.com
 http://www.mtmarchetti.com

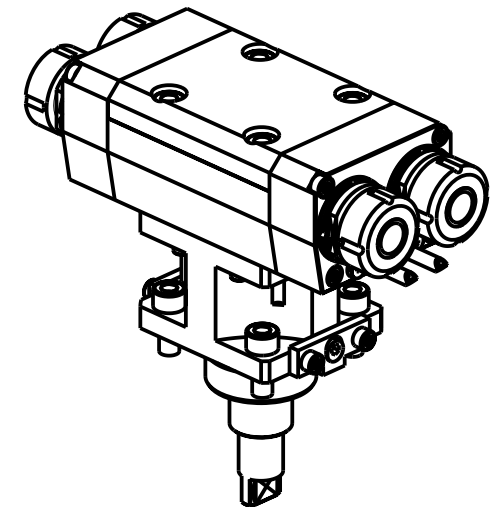
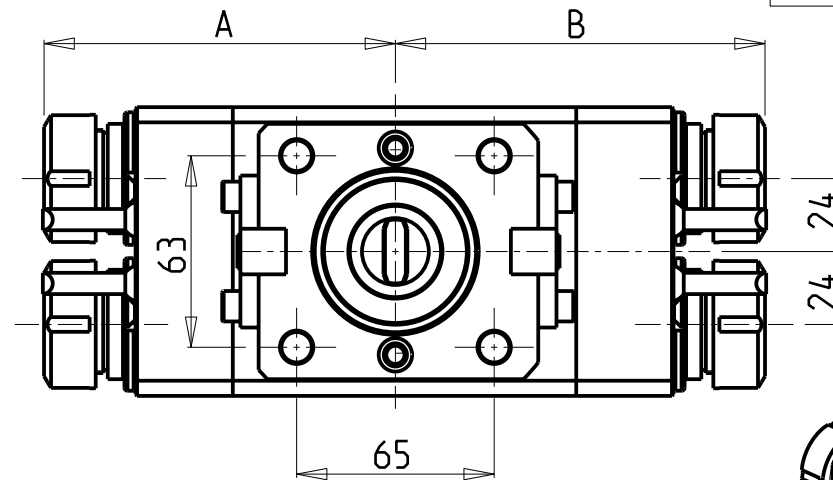
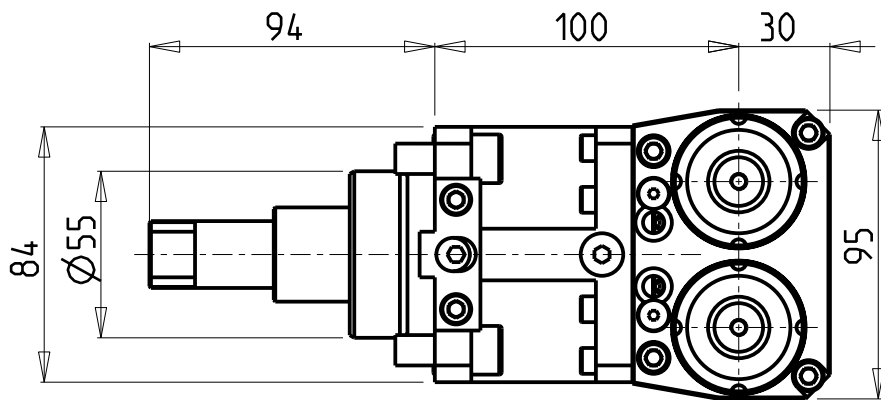
PRODUZIONE MODULI ROTANTI



PAGINA BGL268-1-10

ATTENZIONE - ATTENTION - ACHTUNG

- Per lo smontaggio degli utensili utilizzare sempre la chiave di contrasto come indicato nel manuale d'uso.
- For disassembly of the tools use always the contrast key as mentioned in the user instructions.
- Fuer das Abmontieren der Werkzeuge immer den Gegenschlüssel benutzen wie in der Bedienungsanleitung erwäehnt.



Cod. MT	Mandrino Spindle Spindel	I	RPM	Coppia Max Max Torque Max Drehmoment	Reversibile lato mandrino/contromandrino Reversible sub/main spindle side Umkehrbare Spindel-seite/ Gegenspindel-seite	N°Utensili N°Tools N°Werkzeuge	Lubrificazione est. Ext. coolant Aussenkuehlung	A	B	CHIAVI NON INCLUSE Keys not included Schluesssel nicht einbegriffen	
BGL0571416	ER16+ER16	1:1	6000	50Nm	X	2+2	X	114.7	120.7	CHUB17	CHMNER16
BGL0571425	ER25+ER25	1:1	6000	50Nm	X	2+2	X	115.6	121.6	CHUB36	CHSTER25

BIGLIA

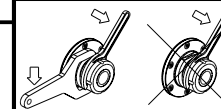
MOD: B445/470/446/465/745/765 - B750/1250 16 ST.

MODULO MOTORIZZATO ASSIALE 2+2 USCITE IN Y H=100mm

Axial multiple 2+2 outlet driven tool in Y H=100mm

Axial angetriebenes Mehrspindel-Werkzeug 2+2 Ausgaenge in Y H=100mm

Subject to change without notice.



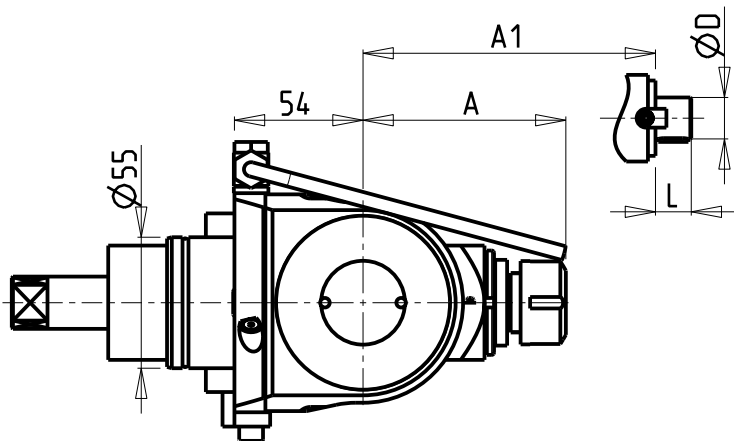
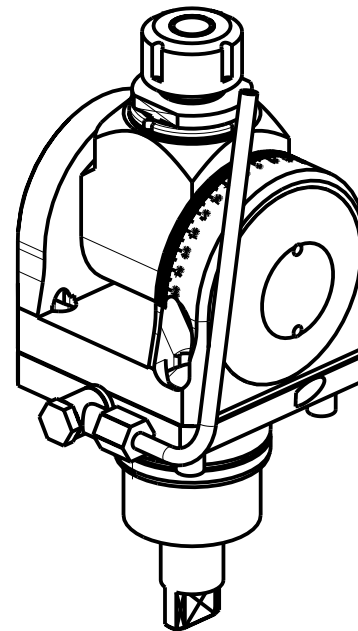
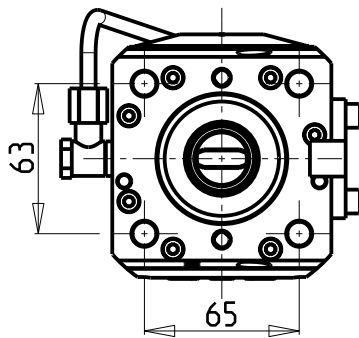
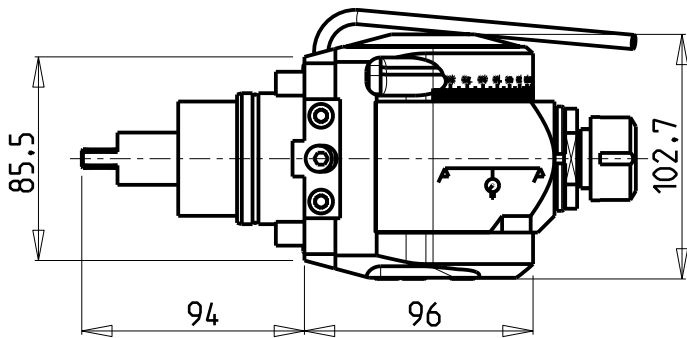
M.T. srl

Via Casino Albini 480
Tel. 0541/956034-957884
Fax 0541/956341
47842 S. GIOVANNI IN M. (RN)
e-mail: mtma@mtmarchetti.com
http://www.mtmarchetti.com

PRODUZIONE MODULI ROTANTI



PAGINA BGL268-1-20



ATTENZIONE - ATTENTION - ACHTUNG

- Con l'utensile orientato a 0° o 180°, non è possibile eseguire lavorazioni a centro-pezzo!
- It is not possible to make machining operations at the center of the part with tool oriented at 0° or at 180°.
- Mit einem Werkzeug um 0° oder 180° orientiert, ist es nicht möglich, Verarbeitung von der Werkzeug-Mitte auszuführen.

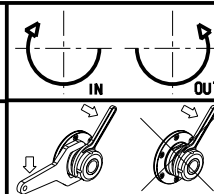
ATTENZIONE - ATTENTION - ACHTUNG

- Verificare la tabella sottostante per possibile interferenza su alcuni modelli di macchine
- Please check the table below for possible interferences on some machine models
- Die untenstehende tabelle unbedingt auf eventuelle interferenzen auf eingien maschinen modellen überprüfen

Cod. MT	Mandrino Spindle Spindel	I	RPM	Coppia Max Max Torque Max Drehmoment	Reversibile lato mandrino/contromandrino Reversible sub/main spindle side Umkehrbare Spindel-seite/ Gegenspindel-seite	Lubrificazione est. Ext. coolant Aussenkuehlung	A	A1	D	L	CHIAVI INCLUSE Keys included Schluessel inbegriffen		
BGL0460120	ER20	1:1	6000	40Nm	X	X	85.16	-	-	-	CHSTER20	CHUB36	CHESL08
BGL0460125	ER25	1:1	6000	40Nm	X	X	86.16	-	-	-	CHSTER25	CHUB36	CHESL08
BGL0460516	Ø16x17	1:1	6000	40Nm	X	X	-	65	16	17	CH_VTCROCE_M08	CHUB36	CHESL08
BGL0460522	Ø22x19	1:1	6000	40Nm	X	X	-	66	22	19	CH_VTCROCE_M10	CHUB36	CHESL08
BGL0460519	Ø3/4"x3/4"	1:1	6000	40Nm	X	X	-	65	3/4"	3/4"	CH_VTCROCE_M08	CHUB36	CHESL08

BIGLIA
 MOD: B301/445/470/501(Y-S)/510/545/550/565/620/650/658/1200/446/465/745/765 - BV210/315

MODULO MOTORIZZATO ORIENTABILE ±90°
 ±90° adjustable angle driven tool
 Angetriebenes Werkzeug schwenkbar ±90°



M.T. srl
 Via Casino Albini 480
 Tel. 0541/956034-957884
 Fax 0541/956341
 47842 S. GIOVANNI IN M. (RN)
 e-mail: mtma@mtmarchetti.com
 http://www.mtmarchetti.com

PRODUZIONE MODULI ROTANTI



PAGINA BGL333-1-00

Subject to change without notice.

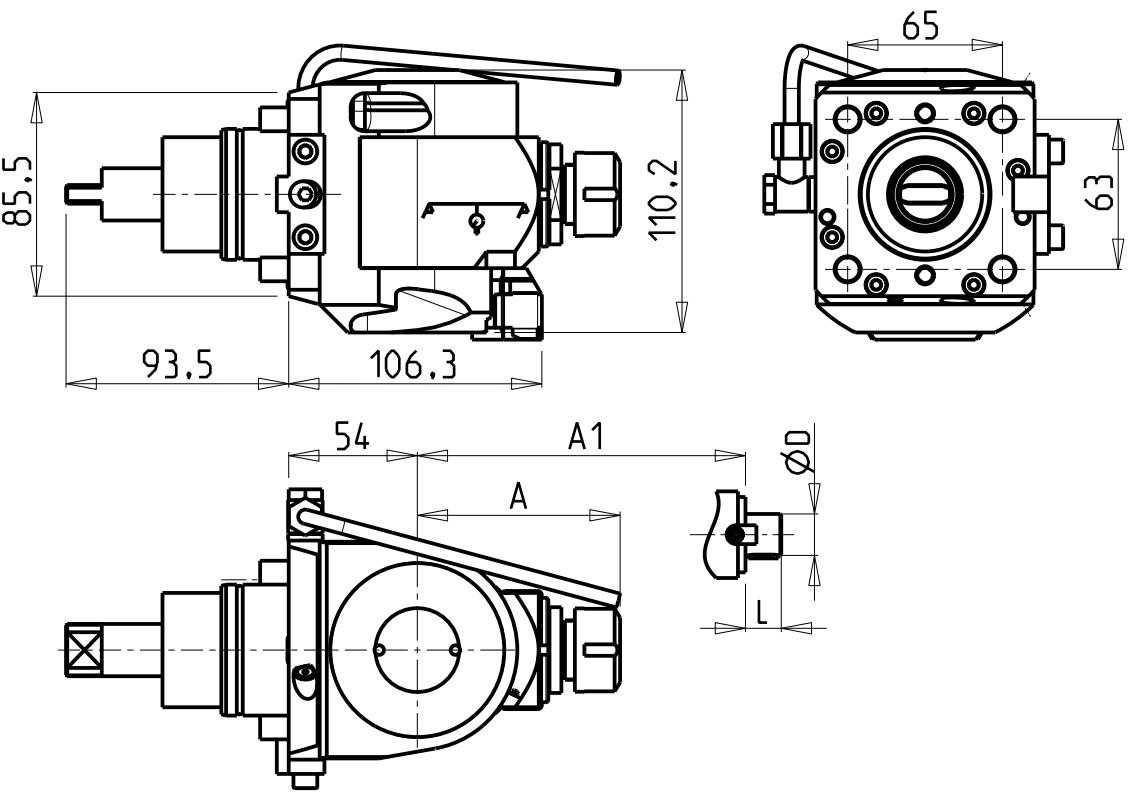
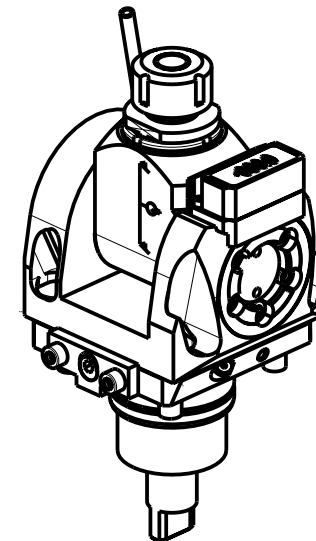
10/2018

ATTENZIONE - ATTENTION - ACHTUNG

- Con l'utensile orientato a 0° o 180°, non è possibile eseguire lavorazioni a centro-pezzo!
- It is not possible to make machining operations at the center of the part with tool oriented at 0° or at 180°.
- Mit einem Werkzeug um 0° oder 180° orientiert, ist es nicht möglich, Verarbeitung von der Werkzeug-Mitte auszuführen.

ATTENZIONE - ATTENTION - ACHTUNG

- Verificare la tabella sottostante per possibile interferenza su alcuni modelli di macchine
- Please check the table below for possible interferences on some machine models
- Die untenstehende tabelle unbedingt auf eventuelle interferenzen auf einigen maschinen modellen überprüfen



Cod. MT	Mandrino Spindle Spindel	I	RPM	Coppia Max Max Torque Max Drehmoment	Reversibile lato mandrino/contromandrino Reversible sub/main spindle side Umkehrbare Spindel-seite/ Gegenspindel-seite	Lubrificazione est. Ext. coolant Aussenkuehlung	A	A1	D	L	CHIAVI INCLUSE Keys included Schluessel inbegriffen		
BGL0440120	ER20	1:1	6000	40Nm	X	X	85.16	-	-	-	CHSTER20	CHUB36	CHESL08
BGL0440125	ER25	1:1	6000	40Nm	X	X	86.16	-	-	-	CHSTER25	CHUB36	CHESL08
BGL0440516	Ø16x17	1:1	6000	40Nm	X	X	-	65	16	17	CH_VTCROCE_M08	CHUB36	CHESL08
BGL0440522	Ø22x19	1:1	6000	40Nm	X	X	-	66	22	19	CH_VTCROCE_M10	CHUB36	CHESL08
BGL0440519	Ø3/4"x3/4"	1:1	6000	40Nm	X	X	-	65	3/4"	3/4"	CH_VTCROCE_M08	CHUB36	CHESL08

BIGLIA

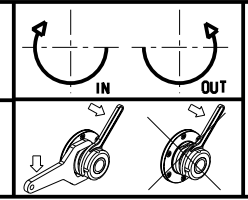
MOD: B301/445/470/501(Y-S)/510/545/550/565/620/650/658/1200/446/465/745/765 - BV210/315

MODULO MOTORIZZATO ORIENTABILE ±90° CON NONIO DIGITALE

±90° adjustable angle driven tool with digital display

Angetriebenes Werkzeug schwenkbar ±90° mit digital display

Subject to change without notice.

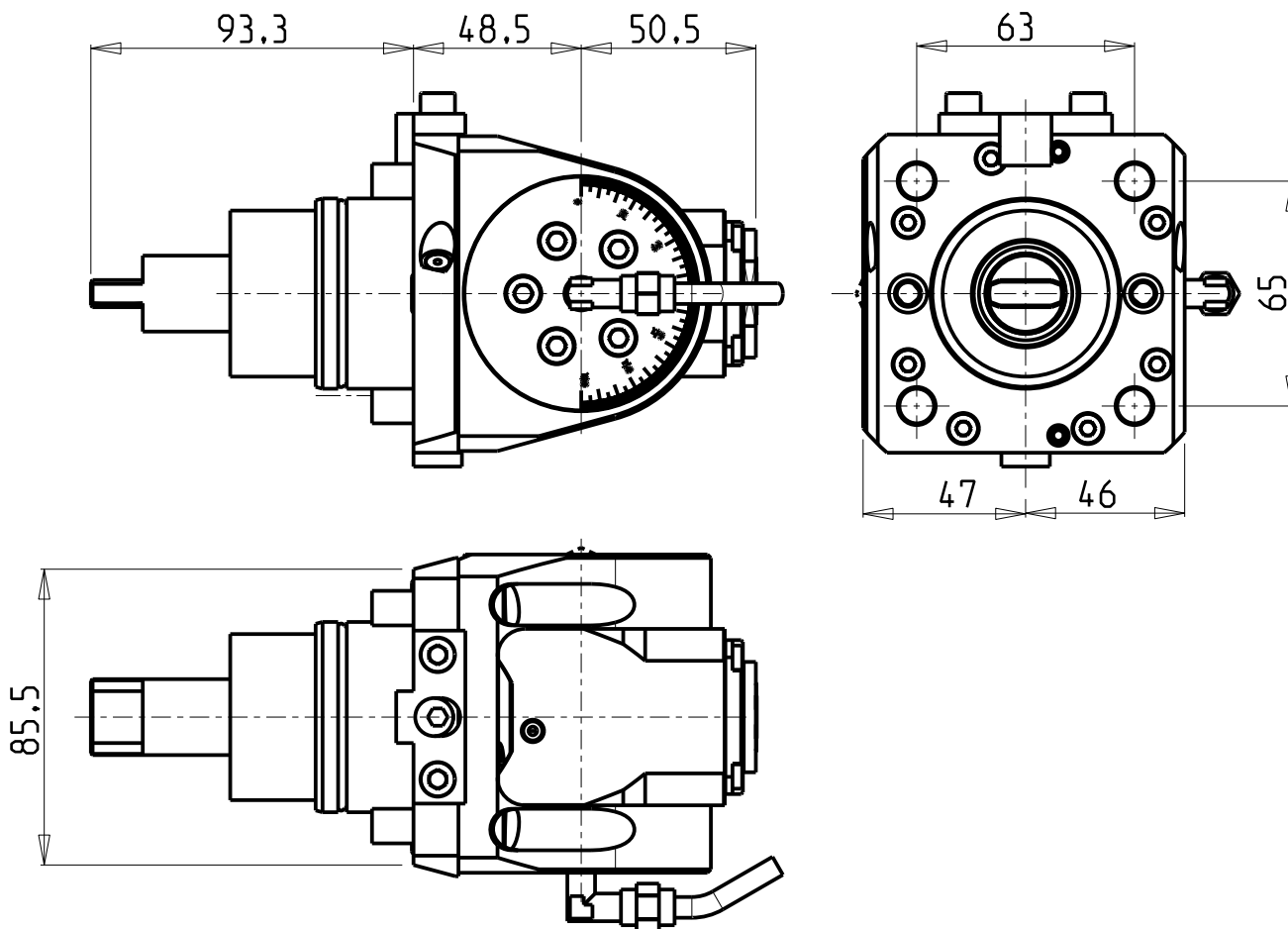


M.T. srl
 Via Casino Albini 480
 Tel. 0541/956034-957884
 Fax 0541/956341
 47842 S. GIOVANNI IN M. (RN)
 e-mail: mtma@mtmarchetti.com
 http://www.mtmarchetti.com

PRODUZIONE MODULI ROTANTI

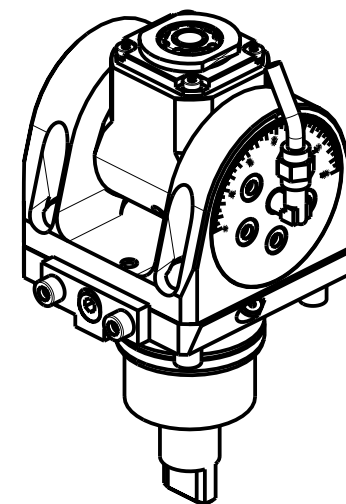


PAGINA BGL333-1-01



ATTENZIONE - ATTENTION - ACHTUNG

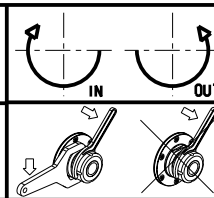
- Con l'utensile orientato a 0° o 180°, non è possibile eseguire lavorazioni a centro-pezzo!
- It is not possible to make machining operations at the center of the part with tool oriented at 0° or at 180°.
- Mit einem Werkzeug um 0° oder 180° orientiert, ist es nicht möglich, Verarbeitung von der Werkzeug-Mitte auszuführen.



Cod. MT	Mandrino Spindel Spindel	I	RPM	Coppia Max Max Torque Max Drehmoment	Reversibile lato mandrino/contromandrino Reversible sub/main spindle side Umkehrbare Spindelsete/Gegenspindelsete	Lubrificazione int. Coolant through Innenkuehlung	Lubrificazione est. Ext. coolant Aussenkuehlung	CHIAVI INCLUSE Keys included Schluessel inbegriffen			
								CHUB22	CHUB36	CHESL07	CHTAER20ZC
BGL0150120	ERA20	1:1	6000	30Nm	X		X	CHUB22	CHUB36	CHESL07	CHTAER20ZC
BGL0150220	ERA20	1:1	6000	30Nm	X	P=70bar	X	CHUB22	CHUB36	CHESL07	CHTAER20ZC

BIGLIA
 MOD: B301/445/470/501(Y-S)/510/545/550/565/620/650/658/1200/446/465/745/765 - BV210/315

MODULO MOTORIZZATO ORIENTABILE ±90°
 ±90° adjustable angle driven tool
 Angetriebenes Werkzeug schwenkbar ±90°



M.T. srl
 Via Casino Albini 480
 Tel. 0541/956034-957884
 Fax 0541/956341
 47842 S. GIOVANNI IN M. (RN)
 e-mail: mtma@mtmarchetti.com
 http://www.mtmarchetti.com

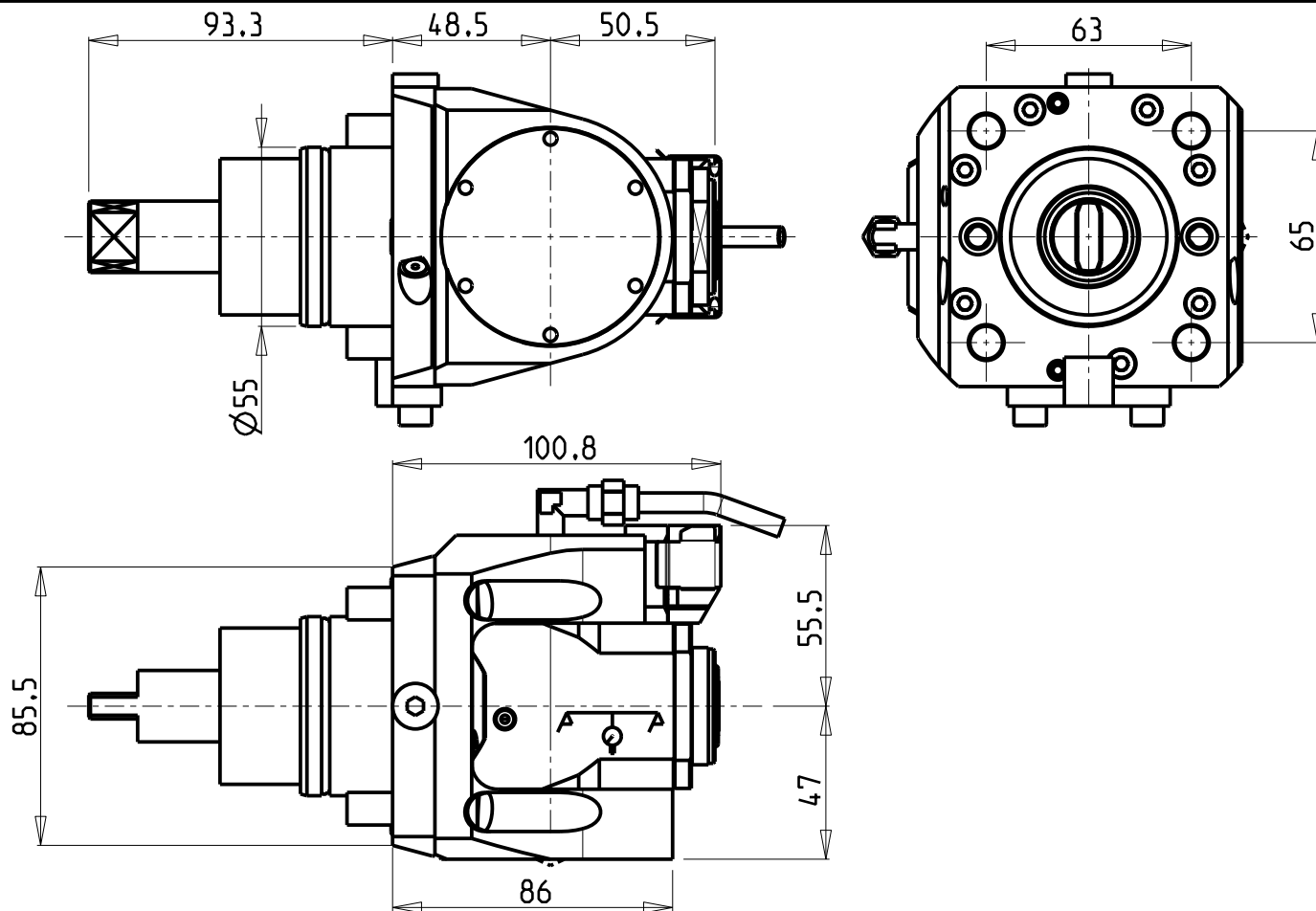
PRODUZIONE MODULI ROTANTI



PAGINA BGL335-1-00

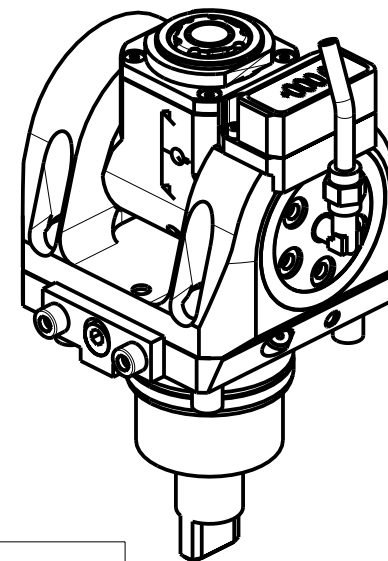
Subject to change without notice.

10/2018



ATTENZIONE - ATTENTION - ACHTUNG

- Con l'utensile orientato a 0° o 180°, non è possibile eseguire lavorazioni a centro-pezzo!
- It is not possible to make machining operations at the center of the part with tool oriented at 0° or at 180°.
- Mit einem Werkzeug um 0° oder 180° orientiert, ist es nicht möglich, Verarbeitung von der Werkzeug-Mitte auszuführen.

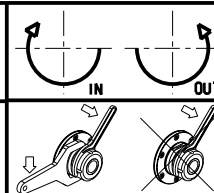


Cod. MT	Mandrino Spindle Spindel	I	RPM	Coppia Max Max Torque Max Drehmoment	Reversibile lato mandrino/contromandrino Reversible sub/main spindle side Umkehrbare Spindel-seite/ Gegenspindel-seite	Lubrificazione int. Coolant through Innenkuehlung	Lubrificazione est. Ext. coolant Aussenkuehlung	CHIAVI INCLUSE Keys included Schlüssel inbegriffen			
								CHUB22	CHUB36	CHESL07	CHTAER20ZC
BGL0155120	ERA20	1:1	6000	30Nm	X	-	X	CHUB22	CHUB36	CHESL07	CHTAER20ZC
BGL0155220	ERA20	1:1	6000	30Nm	X	P=70bar	X	CHUB22	CHUB36	CHESL07	CHTAER20ZC

BIGLIA
 MOD: B301/445/470/501(Y-S)/510/545/550/565/620/650/658/1200/446/465/745/765 - BV210/315

MODULO MOTORIZZATO ORIENTABILE ±90° CON NONIO DIGITALE
 ±90° adjustable angle driven tool with digital display
 Angetriebenes Werkzeug schwenkbar ±90° mit digital display

Subject to change without notice.

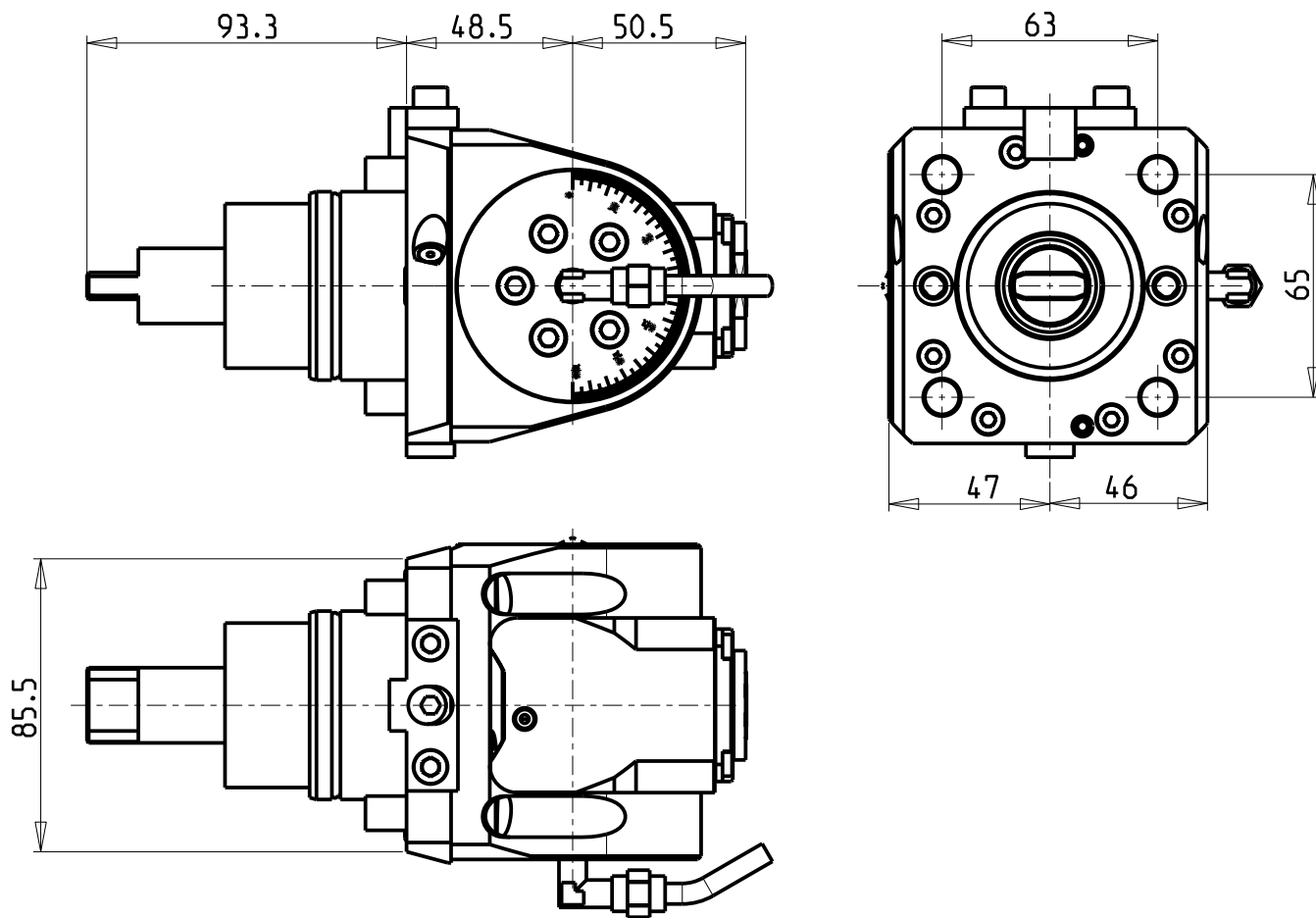


M.T. srl
 Via Casino Albini 480
 Tel. 0541/956034-957884
 Fax 0541/956341
 47842 S. GIOVANNI IN M. (RN)
 e-mail: mtma@mtmarchetti.com
 http://www.mtmarchetti.com

PRODUZIONE MODULI ROTANTI



PAGINA BGL335-1-01

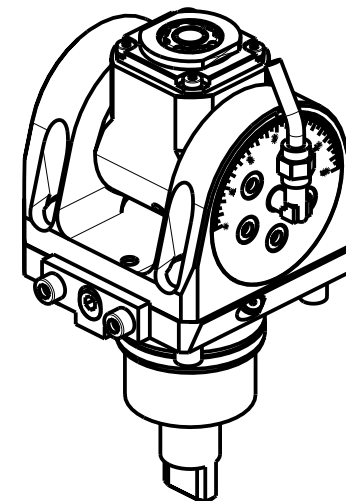


ATTENZIONE - ATTENTION - ACHTUNG

- Per lo smontaggio degli utensili utilizzare sempre la chiave di contrasto come indicato nel manuale d'uso.
- For disassembly of the tools use always the contrast key as mentioned in the user instructions.
- Fuer das Abmontieren der Werkzeuge immer den Gegenschlüssel benutzen wie in der Bedienungsanleitung erwäehnt.

ATTENZIONE - ATTENTION - ACHTUNG

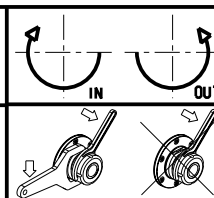
- Con l'utensile orientato a 0° o 180°, non è possibile eseguire lavorazioni a centro-pezzo!
- It is not possible to make machining operations at the center of the part with tool oriented at 0° or at 180°.
- Mit einem Werkzeug um 0° oder 180° orientiert, ist es nicht möglich, Verarbeitung von der Werkzeug-Mitte auszuführen.



Cod. MT	Mandrino Spindle Spindel	I	RPM	Coppia Max Max Torque Max Drehmoment	Lubrificazione int. Coolant through Innenkuehlung	Lubrificazione est. Ext. coolant Aussenkuehlung	CHIAVI INCLUSE Keys included Schluessel inbegriffen			
BGL0150316	ERA16	1:2	12000	8Nm		X	CHUB19_SP3	CHUB32	CHTAER16ZC	CHESL07
BGL0150416	ERA16	1:2	12000	8Nm	P=70bar	X	CHUB19_SP3	CHUB32	CHTAER16ZC	CHESL07

BIGLIA
 MOD: B301/445/470/501(Y-S)/510/545/550/565/620/650/658/1200/446/465/745/765 - BV210/315

MODULO MOTORIZZATO ORIENTABILE +/-90° MOLTIPLICATO I=1:2
 +/-90° adjustable angle driven tool geared-up I=1:2
 Angetriebenes Werkzeug schwenkbar +/-90° uebersetzt I=1:2



M.T. srl
 Via Casino Albini 480
 Tel. 0541/956034-957884
 Fax 0541/956341
 47842 S. GIOVANNI IN M. (RN)
 e-mail: mtma@mtmarchetti.com
 http://www.mtmarchetti.com

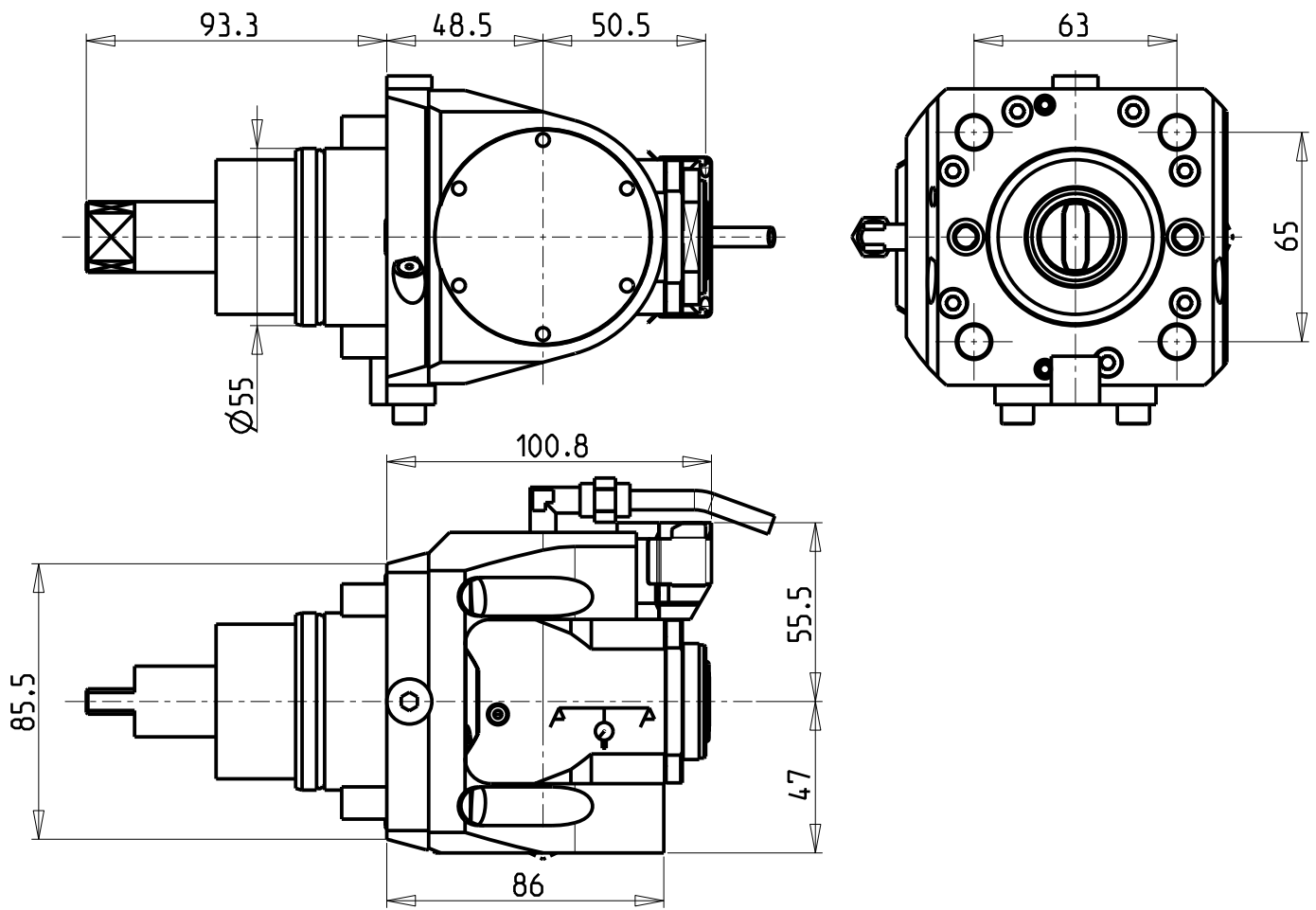
PRODUZIONE MODULI ROTANTI



PAGINA BGL336-1-00

Subject to change without notice.

10/2018

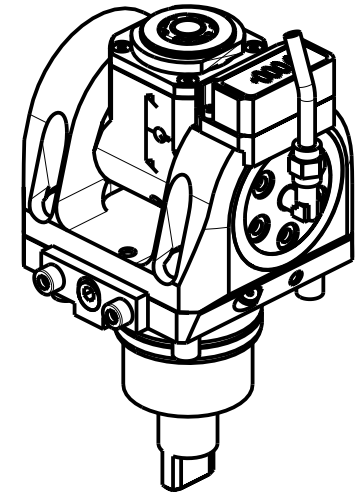


ATTENZIONE - ATTENTION - ACHTUNG

- Per lo smontaggio degli utensili utilizzare sempre la chiave di contrasto come indicato nel manuale d'uso.
- For disassembly of the tools use always the contrast key as mentioned in the user instructions.
- Fuer das Abmontieren der Werkzeuge immer den Gegenschlüssel benutzen wie in der Bedienungsanleitung erwaeht.

ATTENZIONE - ATTENTION - ACHTUNG

- Con l'utensile orientato a 0° o 180°, non è possibile eseguire lavorazioni a centro-pezzo!
- It is not possible to make machining operations at the center of the part with tool oriented at 0° or at 180°.
- Mit einem Werkzeug um 0° oder 180° orientiert, ist es nicht möglich, Verarbeitung von der Werkzeug-Mitte auszuführen.



Cod. MT	Mandrino Spindle Spindel	I	RPM	Coppia Max Max Torque Max Drehmoment	Lubrificazione int. Coolant through Innenkuehlung	Lubrificazione est. Ext. coolant Aussenkuehlung	CHIAVI INCLUSE Keys included Schluessel inbegriffen			
BGL0155316	ERA16	1:2	12000	8Nm	-	X	CHUB19_SP3	CHUB32	CHTAER16ZC	CHESL07
BGL0155416	ERA16	1:2	12000	8Nm	P=70bar	X	CHUB19_SP3	CHUB32	CHTAER16ZC	CHESL07

BIGLIA

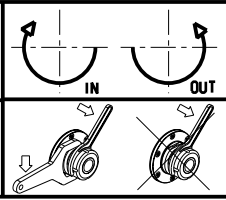
MOD: B301/445/470/501(Y-S)/510/545/550/565/620/650/658/1200/446/465/745/765 - BV210/315

MODULO MOTORIZZATO ORIENTABILE +/-90° MOLTIPLICATO I=1:2 CON NONIO DIGITALE

+/-90° adjustable angle driven tool geared-up I=1:2 with digital display

Angetriebenes Werkzeug schwenkbar +/-90° uebersetzt I=1:2 mit digital display

Subject to change without notice.

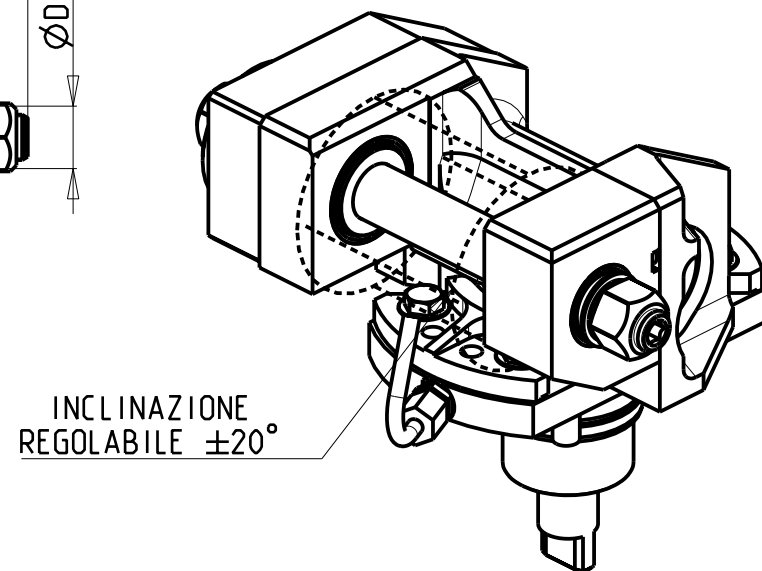
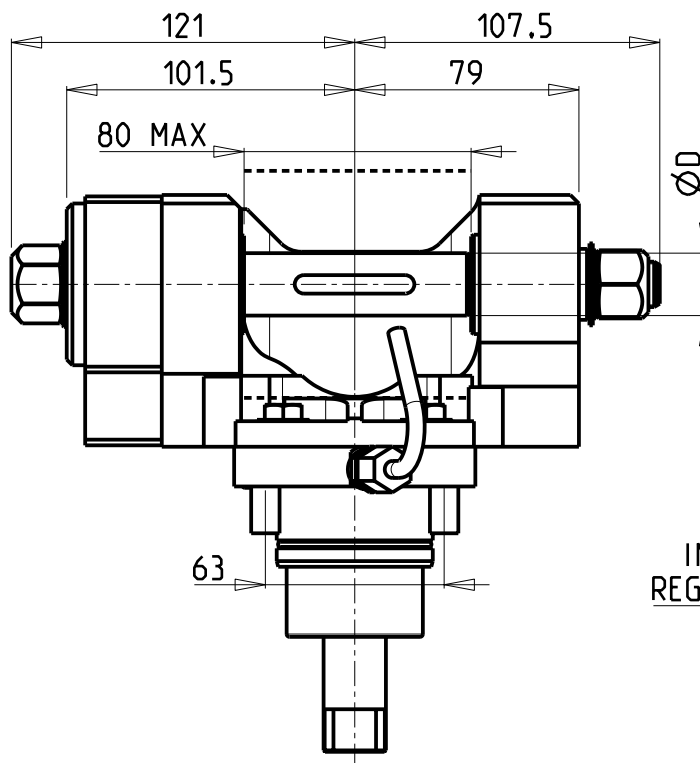
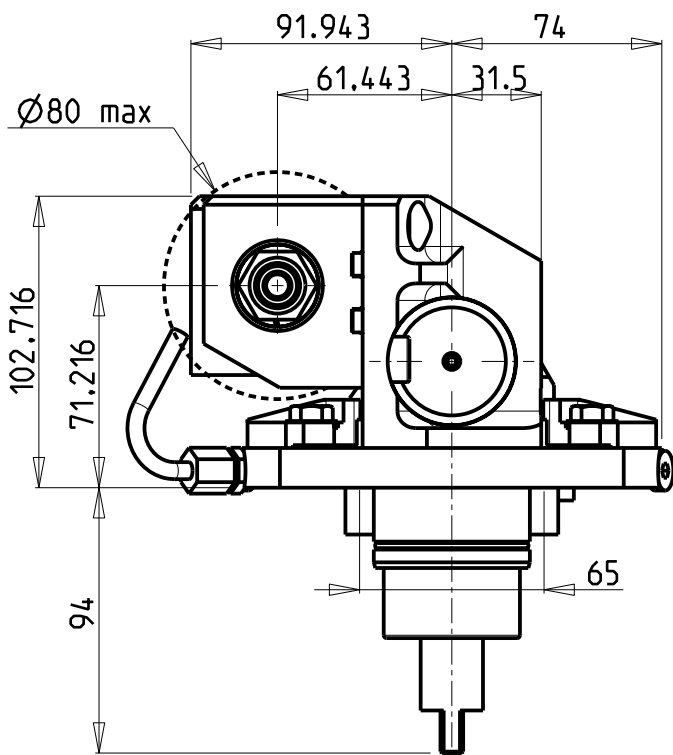


M.T. srl
Via Casino Albini 480
Tel. 0541/956034-957884
Fax 0541/956341
47842 S. GIOVANNI IN M. (RN)
e-mail: mtma@mtmarchetti.com
http://www.mtmarchetti.com

PRODUZIONE MODULI ROTANTI



PAGINA BGL336-1-01



DOTAZIONI - SUPPLIED WITH - AUSSTATTUNG

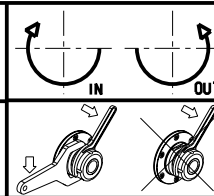
- | | |
|------------------|---|
| mm / inch | - N°1 ALBERO + DISTANZIALI
- N°1 SHAFT + SPACER
- N°1 DORN + ABSTANDSSTUECK |
|------------------|---|

PER ALBERI E DISTANZIALI VEDI PAG. TBL250-1-00
FOR SHAFT END SPACER SEE PAGE TBL250-1-00
FUER DORN UND ABSTANDSSTUECK SEITE TBL250-1-00

Cod. MT	Cod. BIGLIA	i	RPM max	Coppia Max Max Torque Max Drehmoment	Lubrificazione est. Ext. coolant Aussenkuehlung	D (mm)	D (Inch)	CHIAVI INCLUSE Keys included Schluessel inbegriffen		
0101100	-	1:1	6000	60Nm	X	16-22-27-32	3/4"-1"-1 1/4"	CHUB24	CHUB13	CHESL08
0102100	10.57.66.00	2:1	3000	80Nm	X	16-22-27-32	3/4"-1"-1 1/4"	CHUB24	CHUB13	CHESL08

BIGLIA
MOD: B301/445/470/501(Y-S)/510/545/550/565/620/650/658/1200/446/465/745/765 - B750/1250 16 ST.

MODULO MOTORIZZATO PORTACREATORE
Driven gear hobber
Angetriebenes Zahnradwaeltzraes-Werkzeug



M.T. srl
Via Casino Albini 480
Tel. 0541/956034-957884
Fax 0541/956341
47842 S. GIOVANNI IN M. (RN)
e-mail: mtma@tmarchetti.com
http://www.tmmarchetti.com

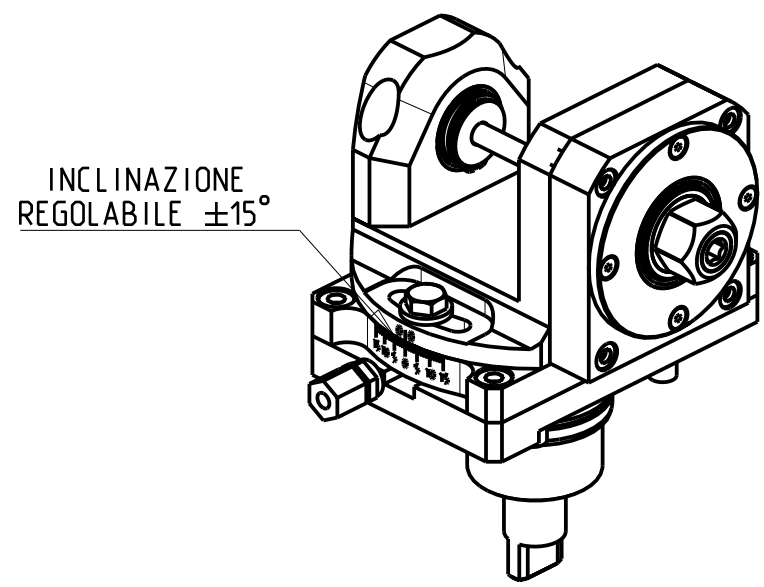
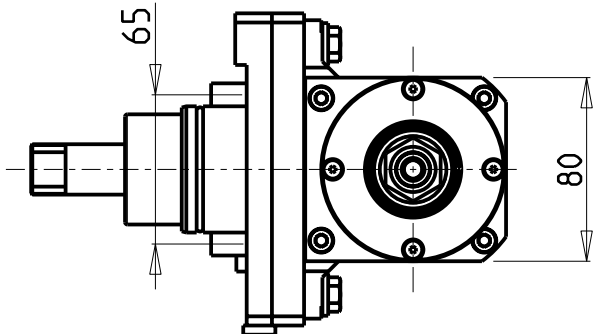
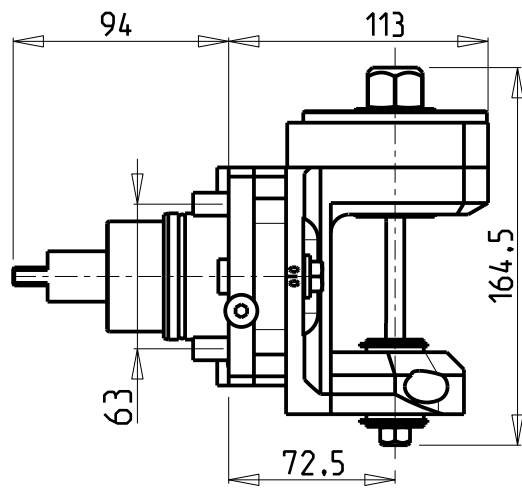
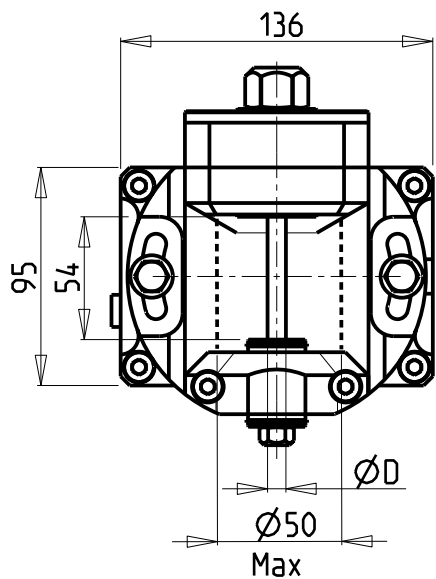
PRODUZIONE MODULI ROTANTI



PAGINA BGL340-1-00

Subject to change without notice.

10/2018

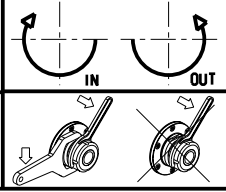


Cod. MT	i	RPM max	Coppia Max Max Torque Max Drehmoment	Lubrificazione est. Ext. coolant Aussenkuehlung	D (mm)	CHIAVI INCLUSE Keys included Schluessel inbegriffen					
						CHUB24	CHUB13	CHESL04	CHESL07	CHESL08	
BGL0011108	1:1	6000	50Nm	X	8	CHUB24	CHUB13	CHESL04	CHESL07	CHESL08	
BGL0011110	1:1	6000	50Nm	X	10	CHUB24	CHUB17	CHUB13	CHESL07	CHESL05	CHESL08
BGL0011113	1:1	6000	50Nm	X	13	CHUB24	CHUB19	CHUB13	CHESL07	CHESL08	
BGL0011116	1:1	6000	50Nm	X	16	CHUB24	CHUB13	CHESL08	CHESL07		


BIGLIA
 MOD: B301/445/470/501(Y-S)/510/545/550/565/620/650/658/1200/446/465/745/765

MODULO MOTORIZZATO PORTACREATORE RADIALE
 Radial driven gear hobber
 Radial angetriebenes Zahnradwaelzfraes-Werkzeug

Subject to change without notice.



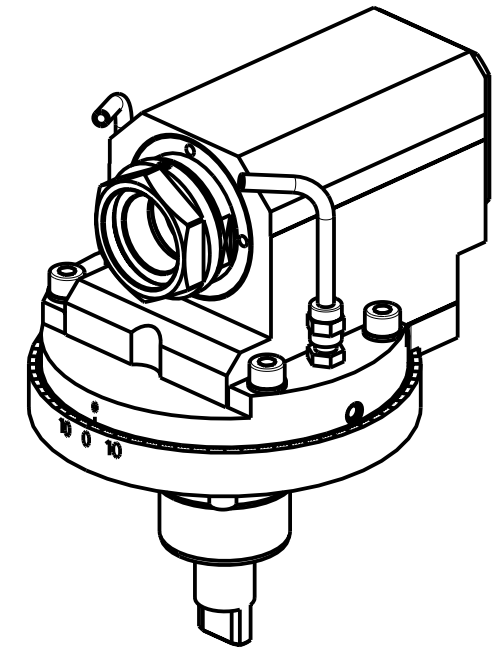
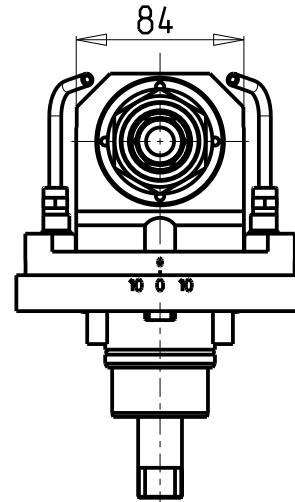
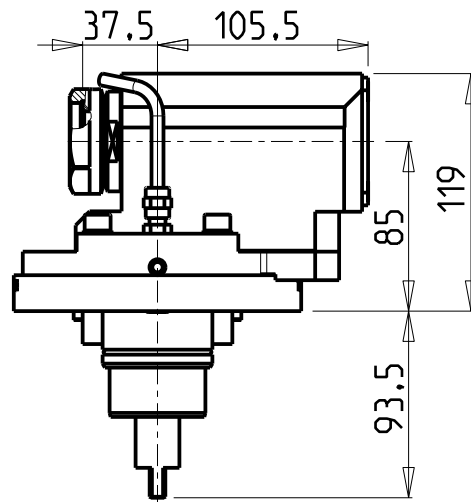
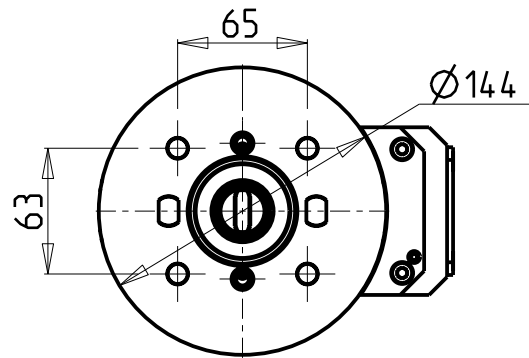
M.T. srl
 Via Casino Albini 480
 Tel. 0541/956034-957884
 Fax 0541/956341
 47842 S. GIOVANNI IN M. (RN)
 e-mail: mtma@mtmarchetti.com
 http://www.mtmarchetti.com

PRODUZIONE MODULI ROTANTI


PAGINA BGL340-1-30

ATTENZIONE - ATTENTION - ACHTUNG

- VERIFICARE LE MISURE DI INGOMBRO PER POSSIBILE INTERFERENZA SU ALCUNI MODELLI DI MACCHINE
- Please check the overall sizes for possible interferences on some machine models
- Bitte überprüfen sie das ausmass um mögliche interferenzen auf einigen maschinen modellen zu vermeiden



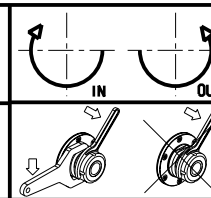
PER PORTAUTENSILI MODULARI MTSK-40 VEDI PAG. TBL300-1-40
 FOR MTSK-40 QUICK CHANGE TOOLHOLDERS CLAMPINGS SEE PAGE TBL300-1-40
 FUER MTSK-40 MODULARE WERKZEUGAUFNAHMEN SIEHE SEITE TBL300-1-40

Cod. MT	Mandrino Spindle Spindel	I	RPM	Coppia Max Max Torque Max Drehmoment	Reversibile lato mandrino/contromandrino Reversible sub/main spindle side Umkehrbare Spindel-seite/ Gegenspindel-seite	Lubr.esterna Ext. coolant Aussenkuehlung	CHIAVI INCLUDE Keys included Schluessel einbegriffen
BGL0380100	MTSK-40	1:1	6000	50Nm	X	X	n°2 CHUB46

BIGLIA
 MOD: B301/445/470/501(Y-S)/510/545/550/565/620/650/658/1200//446/465/745/765 - B750/1250 16 ST.

MODULO MOTORIZZATO ASSIALE MTSK PER POWER SKIVING H=85mm
 Axial MTSK driven tool for Power Skiving H=85mm
 Axial MTSK angetriebenes Werkzeug fuer Power Skiving H=85mm

Subject to change without notice.



M.T. srl
 Via Casino Albini 480
 Tel. 0541/956034-957884
 Fax 0541/956341
 47842 S. GIOVANNI IN M. (RN)
 e-mail: mtma@mtmarchetti.com
 http://www.mtmarchetti.com

PRODUZIONE MODULI ROTANTI



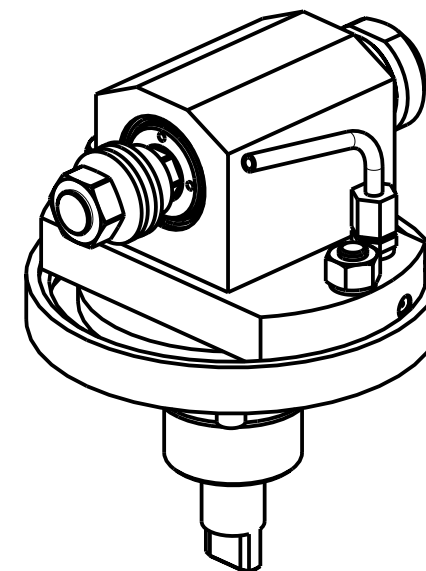
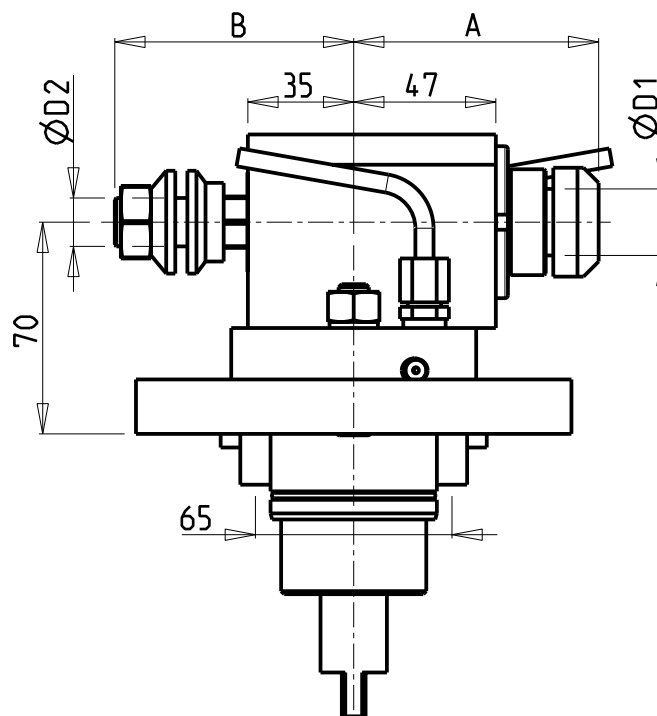
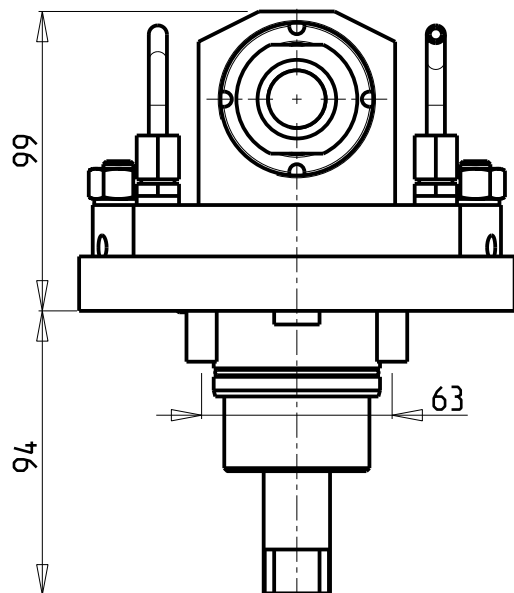
PAGINA BGL350-1-00-K

ATTENZIONE - ATTENTION - ACHTUNG

-Su macchine B545/550/565/446/465/745/765 non arriva in centro mandrino

-On machines B545/550/565/446/465/745/765 tool does not get to the centre of the spindle axis.

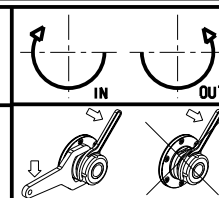
-Auf Maschinen B545/550/565/446/465/745/765 erreicht das Werkzeug nicht die Mitte der Werkzeug-Achse.



Cod. MT	Cod. BIGLIA	Mandrino Spindle Spindel	I	RPM	Coppia Max Max Torque Max Drehmoment	Lubrificazione est. Ext. coolant Aussenkuehlung	A	B	D1	D2	NOTA Note Note	CHIAVI INCLUSE Keys included Schluessel inbegriffen		
0062216	-	Ø22+Ø16	1:1	6000	50Nm	X	81	79	22	16	PORTAFRESA A DISCO MILLING CUTTER HOLDER DISK FLASHALTER	CHUB36	CHUB24+CHUB17	CHESL07
0060825	T134-00082	ER25	1:1	6000	50Nm	X	80.16	-	-	-		CHUB36	CHSTER25	CHESL07
0062516	-	ER25+ER16	1:1	6000	50Nm	X	80.16	66	-	-		CHUB36	CHSTER25+CHMNER16	CHESL07

BIGLIA
 MOD: B301/445/470/501(Y-S)/510/545/550/565/620/650/658/1200/446/465/745/765

MODULO MOTORIZZATO ASSIALE ANGOLARE ±180°
 Axial ±180° adjustable angle driven tool
 Axial angetriebenes Werkzeug schwenkbar ±180°



M.T. srl
 Via Casino Albini 480
 Tel. 0541/956034-957884
 Fax 0541/956341
 47842 S. GIOVANNI IN M. (RN)
 e-mail: mtma@mtmarchetti.com
 http://www.mtmarchetti.com

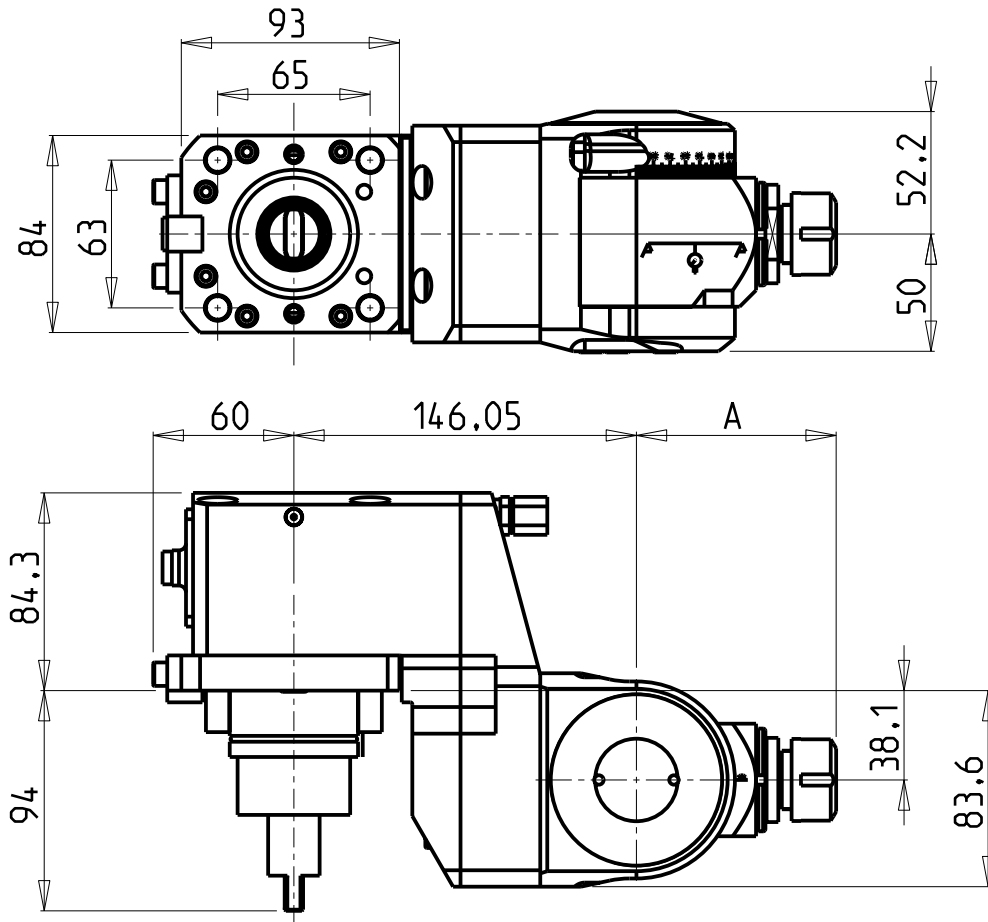
PRODUZIONE MODULI ROTANTI



PAGINA BGL355-1-00

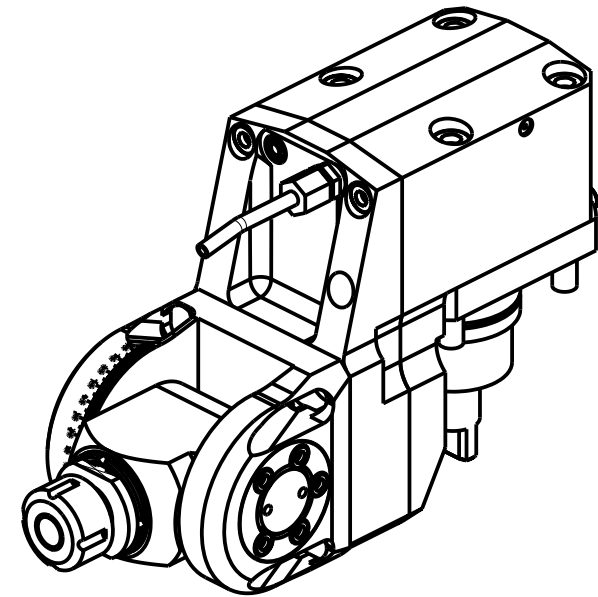
Subject to change without notice.

10/2018



ATTENZIONE - ATTENTION - ACHTUNG

- VERIFICARE LE MISURE DI INGOMBRO PER POSSIBILE INTERFERENZA SU ALCUNI MODELLI DI MACCHINE
- Please check the overall sizes for possible interferences on some machine models
- Bitte überprüfen sie das ausmass um mögliche interferenzen auf einigen maschinen modellen zu vermeiden

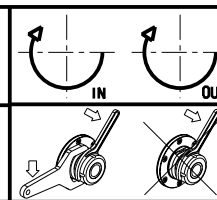


Cod. MT	Mandrino Spindle Spindel	I	RPM	Coppia Max Max Torque Max Drehmoment	Lubrificazione est. Ext. coolant Ausseukuehlung	A	CHIAVI INCLUSE Keys included Schluessel inbegriffen	
							CHSTER20	CHUB36
BGL0580120	ER20	1:1	6000	40Nm	X	85.16	CHSTER20	CHUB36
BGL0580125	ER25	1:1	6000	40Nm	X	86.16	CHSTER25	CHUB36

BIGLIA
 MOD: B301/445/470/501(Y-S)/510/545/550/565/620/650/658/1200/446/465/745/765 - B750/1250 16 ST.

MODULO MOTORIZZATO ORIENTABILE ±90° ARRETRATO
 ±90° adjustable angle rear-set driven tool
 Angetriebenes Werkzeug schwenkbar ±90° zurueckversetzt

Subject to change without notice.

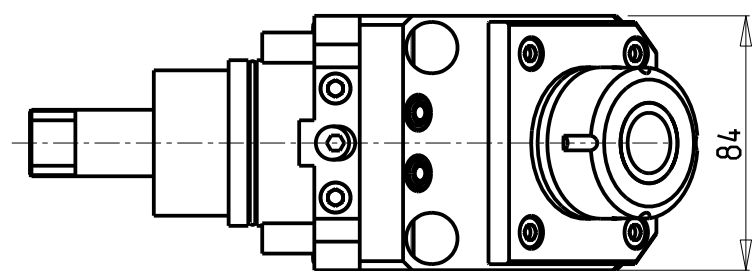
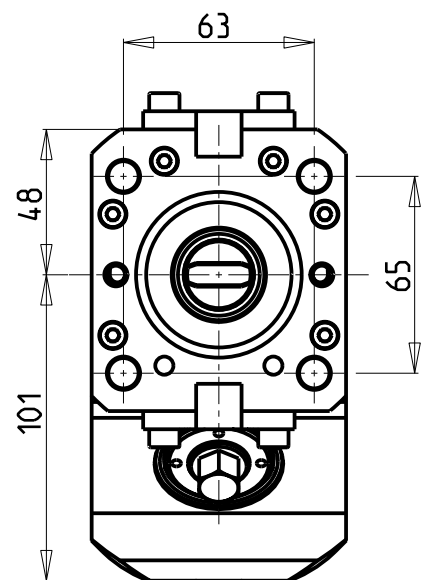
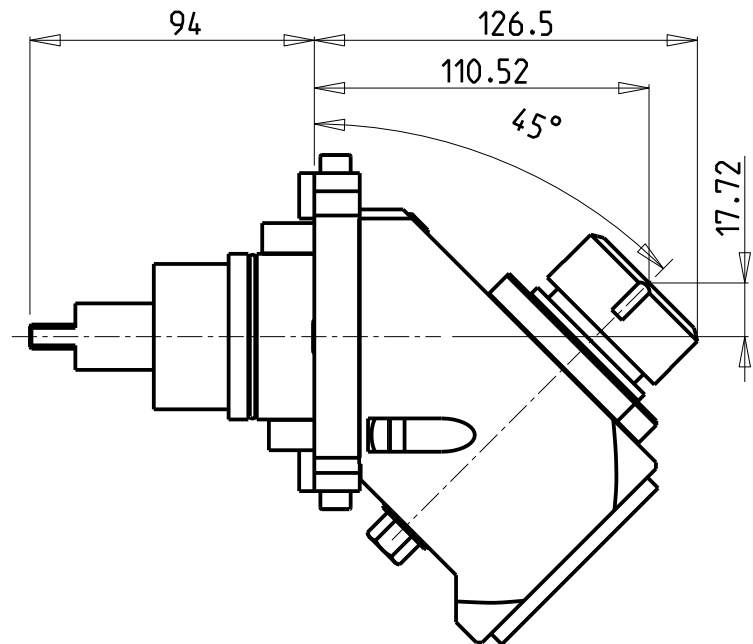


M.T. srl
 Via Casino Albini 480
 Tel. 0541/956034-957884
 Fax 0541/956341
 47842 S. GIOVANNI IN M. (RN)
 e-mail: mtma@mtmarchetti.com
 http://www.mtmarchetti.com

PRODUZIONE MODULI ROTANTI

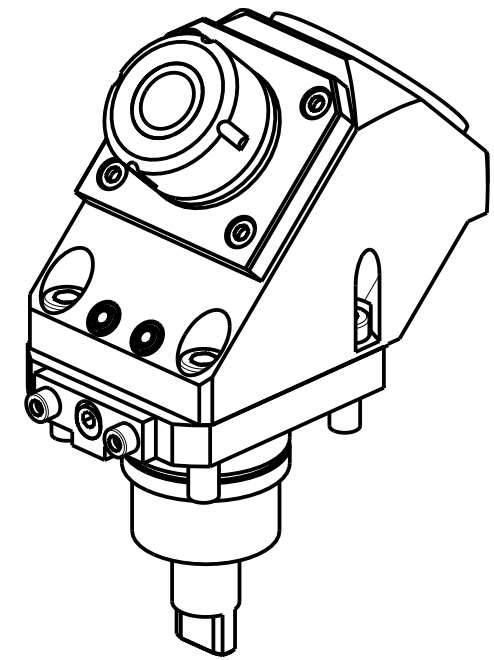


PAGINA BGL356-1-00



ATTENZIONE - ATTENTION - ACHTUNG

- VERIFICARE LE MISURE DI INGOMBRO PER POSSIBILE INTERFERENZA SU B650 ; B658 ; B1200
- Please check the overall sizes for possible interferences on B650 ; B658 ; B1200
- Bitte überprüfen sie das ausmass um mögliche interferenzen auf B650 ; B658 ; B1200 zu vermeiden

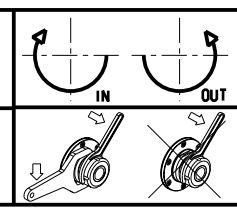


Cod. MT	Mandrino Spindle Spindel	I	RPM	Coppia Max Max Torque Max Drehmoment	Lubrificazione est. Ext. coolant Aussenkuehlung	CHIAVI NON INCLUSE Keys not included Schluessel nicht einbegriffen	
0230032	ER32	2:1	3000	70Nm	X	CHSTER32	CHUB13

BIGLIA
 MOD: B301/445/470/501(Y-S)/510/545/550/565/650/658/1200/446/465/745/765 - B750/1250 16 ST.

MODULO MOTORIZZATO ANGOLARE 45° FISSO
 45° Fixed angle driven tool
 Angetriebenes Werkzeug 45° Fixwinkel

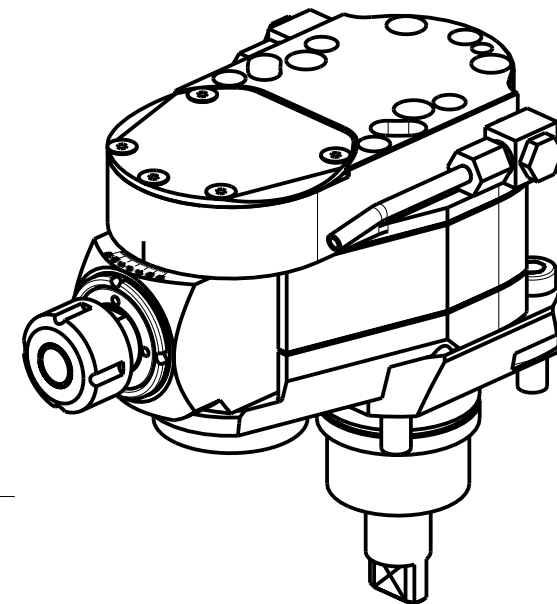
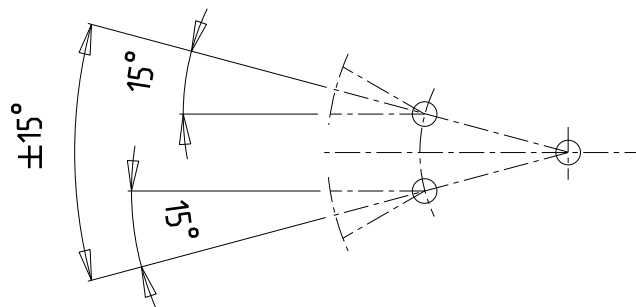
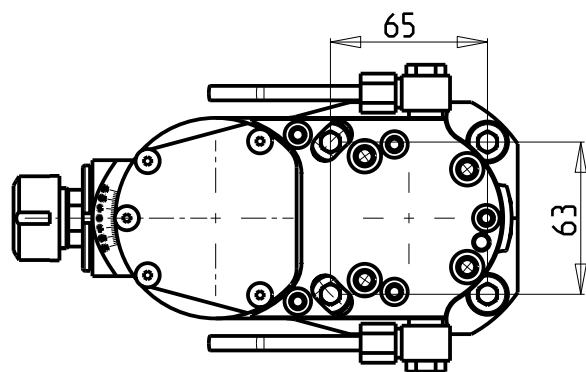
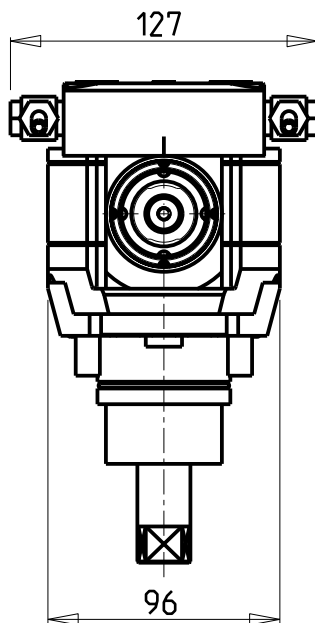
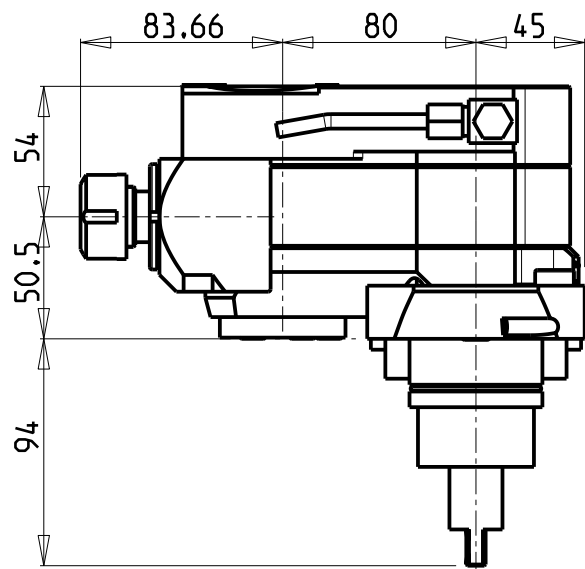
Subject to change without notice.



M.T. srl
 Via Casino Albini 480
 Tel. 0541/956034-957884
 Fax 0541/956341
 47842 S. GIOVANNI IN M. (RN)
 e-mail: mtma@mtmarchetti.com
 http://www.mtmarchetti.com

PRODUZIONE MODULI ROTANTI

PAGINA BGL357-1-00



ATTENZIONE - ATTENTION - ACHTUNG

-Su macchine B545/550/565/446/465/745/765 non arriva in centro mandrino

-On machines B545/550/565/446/465/745/765 tool does not get to the centre of the spindle axis.

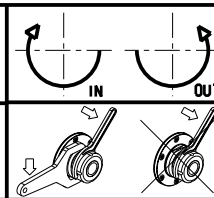
-Auf Maschinen B545/550/565/446/465/745/765 erreicht das Werkzeug nicht die Mitte der Werkzeug-Achse.

Cod. MT	Mandrino Spindle Spindel	I	RPM	Coppia Max Max Torque Max Drehmoment	Lubrificazione est. Ext. coolant Aussenkuehlung	CHIAVI INCLUSE Keys included Schluessel inbegriffen
0250020	ER20	1:1	6000	40Nm	X	CHSTER20 CHESL08 CHUB13

BIGLIA
 MOD: B301/445/470/501(Y-S)/510/545/550/565/650/658/1200/446/465/745/765 - B750/1250 16 ST.

MODULO MOTORIZZATO INCLINEVOLE ±15° IN Y
 ±15° Y axis adjustable angle driven tool
 Angetriebenes Werkzeug kippbar ±15° in Y

Subject to change without notice.

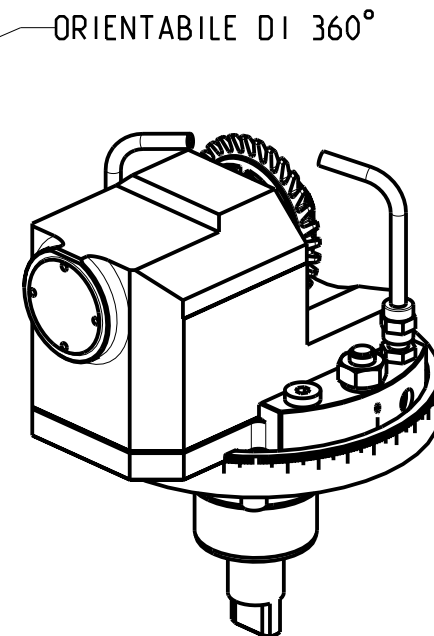
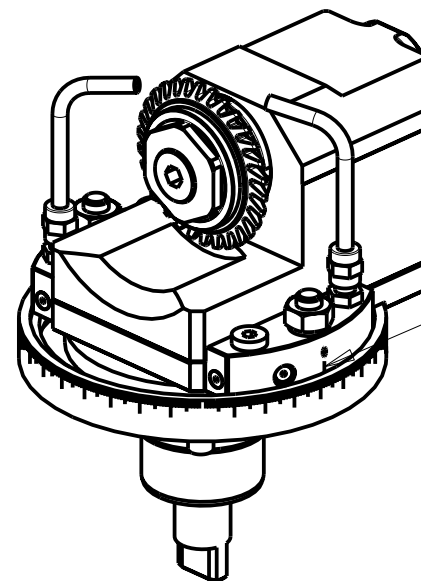
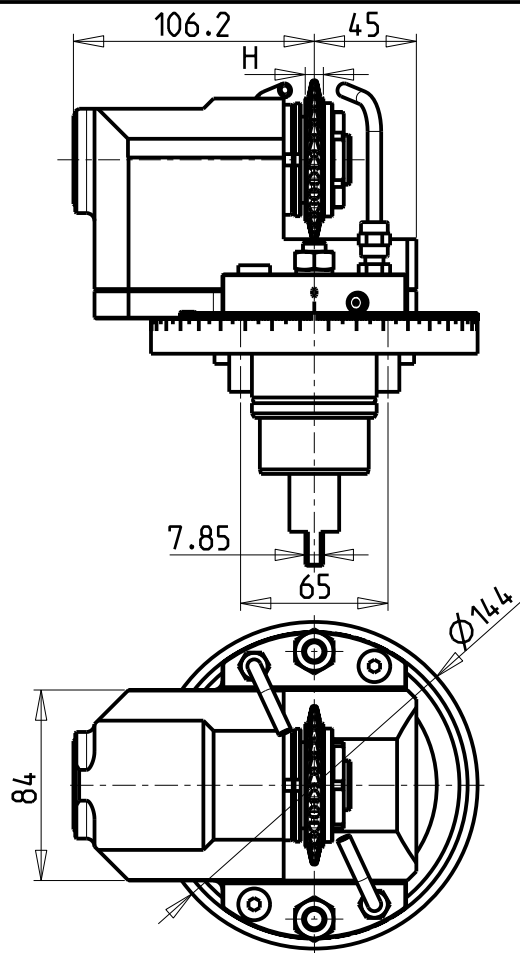
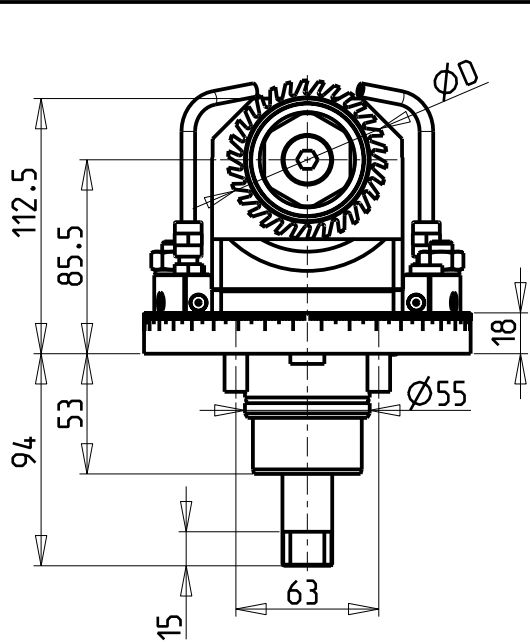


M.T. srl
 Via Casino Albini 480
 Tel. 0541/956034-957884
 Fax 0541/956341
 47842 S. GIOVANNI IN M. (RN)
 e-mail: mtma@mtmarchetti.com
 http://www.mtmarchetti.com

PRODUZIONE MODULI ROTANTI



PAGINA BGL358-1-00

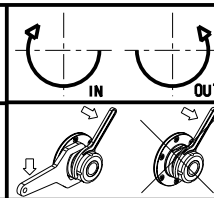


Cod. MT	Mandrino Spindle Spindel	I	RPM	Coppia Max Max Torque Max Drehmoment	Reversibile lato mandrino/contromandrino Reversible sub/main spindle side Umkehrbare Spindel-seite/ Gegenspindel-seite	Lubrificazione est. Ext. coolant Aussehenkuehlung	ØD	H	CHIAVI INCLUSE Keys included Schluessel einbegriffen			
									CHUB38	CHUB17	CHESL08	CHESL07
0188022	Ø22x12	1:1	6000	50Nm	X	X	63-70-80	MAX 12	CHUB38	CHUB17	CHESL08	CHESL07
0188125	Ø1"x12	1:1	6000	50Nm	X	X	63-70-80	MAX 12	CHUB38	CHUB17	CHESL08	CHESL07

BIGLIA
 MOD: B301/445/470/501(Y-S)/510/545/550/565/620/650/658/1200/446/465/745/765 - B750/1250 16 ST.

MODULO MOTORIZZATO PER VITI SENZA FINE
 Driven tool for worm screws
 Angetriebenes Werkzeug für schrauben ohne ende

Subject to change without notice.

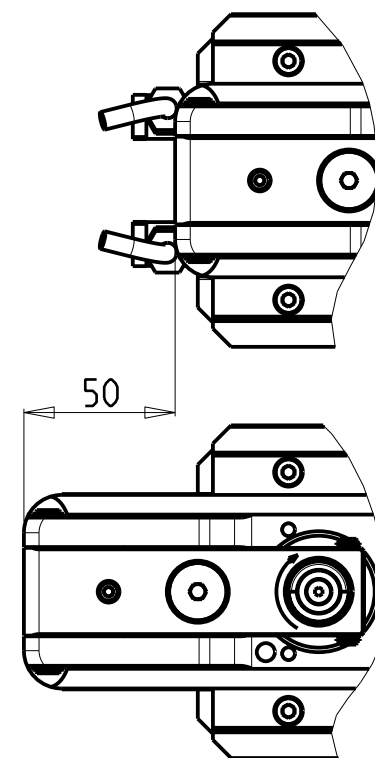
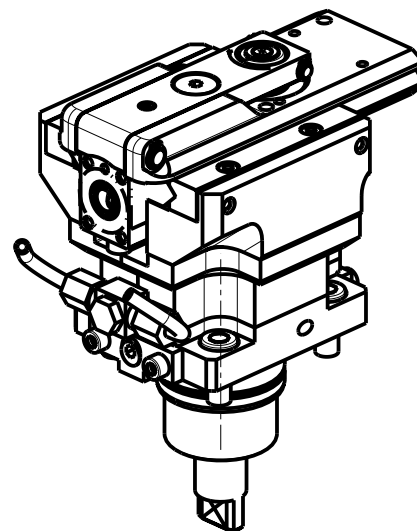
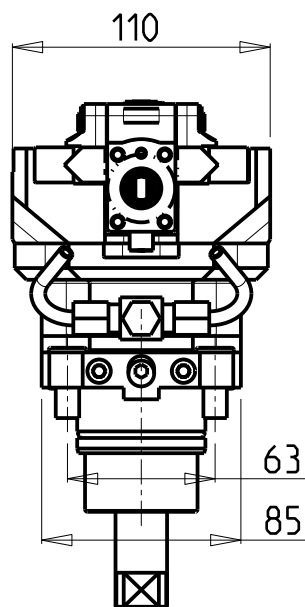
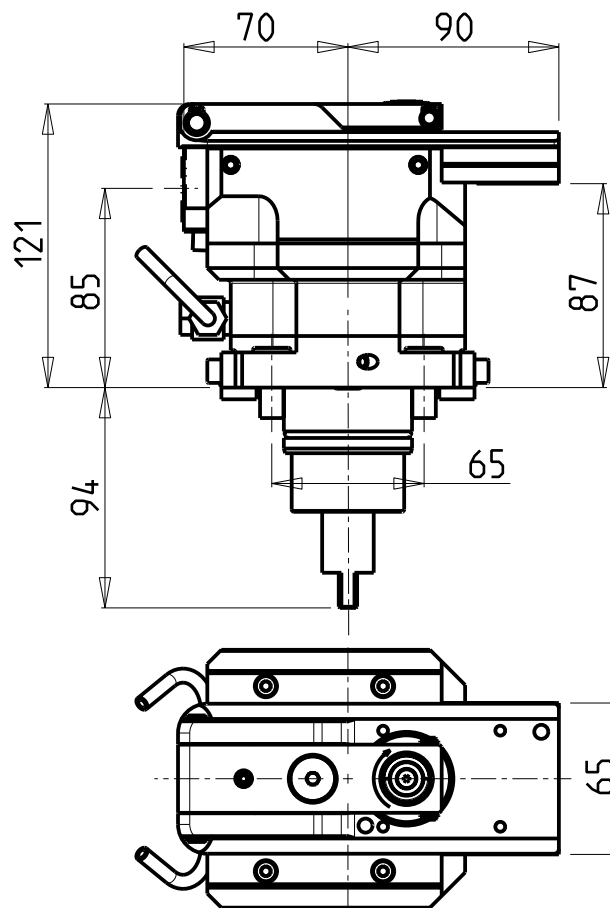


M.T. srl
 Via Casino Albini 480
 Tel. 0541/956034-957884
 Fax 0541/956341
 47842 S. GIOVANNI IN M. (RN)
 e-mail: mtma@mtmarchetti.com
 http://www.mtmarchetti.com

PRODUZIONE MODULI ROTANTI



PAGINA BGL359-1-00



PER UTENSILI STOZZATORI VEDI PAG. TBL400-1-00
 FOR DRIVEN SLOTTING TOOL CUTTING-TOOLS SEE PAGE TBL400-1-00
 FÜR NUTENSTOSS-WERKZEUG SCHNEIDWERKZEUGE SIEHE SEITE TBL400-1-00

Cod. MT	I	RPM MAX	Reversibile lato mandrino/contromandrino Reversible sub/main spindle side Umkehrbare Spindel-seite/ Gegenspindel-seite	Lubr. esterna Ext. coolant Aussenkuehlung
BGL0320100	4:1	2000	X	X

BIGLIA
 MOD: B301/445/470/501(Y-S)/510/545/550/565/620/650/658/1200

MODULO MOTORIZZATO STOZZATORE CORSA 50mm H=85mm
 Slotting driven tool 50mm stroke H=85mm
 Keilnutenstossmaschine 50mm Hub H=85mm

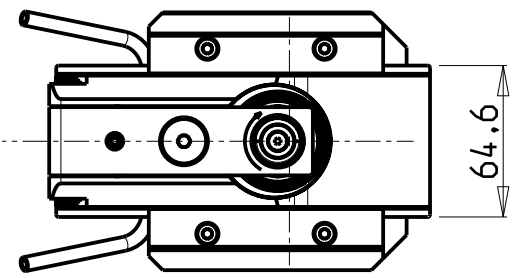
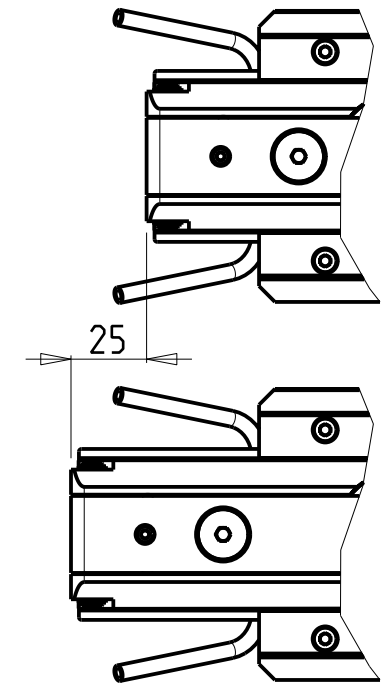
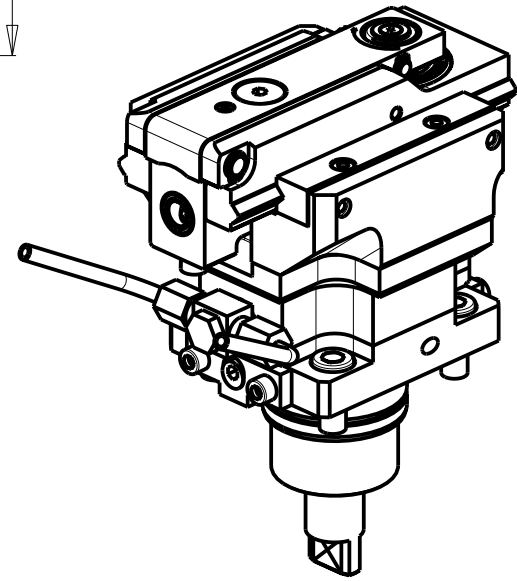
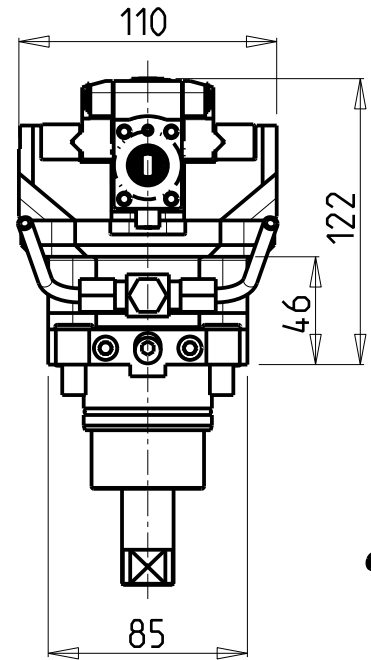
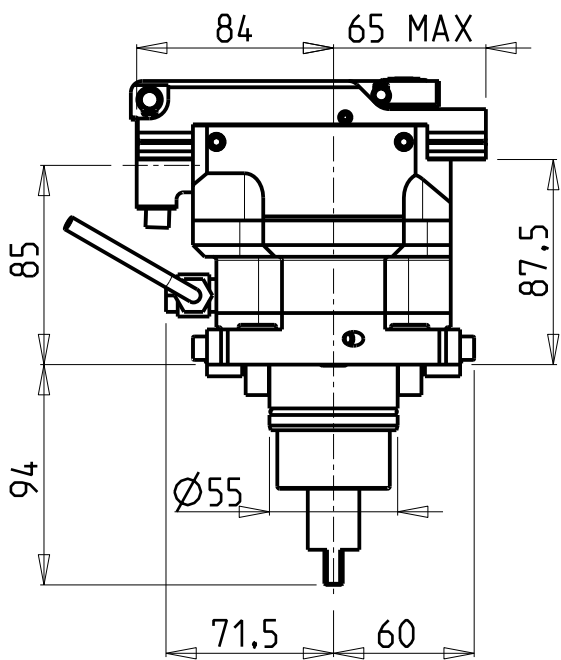
Subject to change without notice.

M.T. srl
 Via Casino Albini 480
 Tel. 0541/956034-957884
 Fax 0541/956341
 47842 S. GIOVANNI IN M. (RN)
 e-mail: mtma@mtmarchetti.com
 http://www.mtmarchetti.com

PRODUZIONE MODULI ROTANTI



PAGINA BGL360-1-00



PER UTENSILI STOZZATORI VEDI PAG. TBL400-1-00
 FOR DRIVEN SLOTTING TOOL CUTTING-TOOLS SEE PAGE TBL400-1-00
 FÜR NUTENSTOSS-WERKZEUG SCHNEIDWERKZEUGE SIEHE SEITE TBL400-1-00

Cod. MT	I	RPM MAX	Reversibile lato mandrino/contromandrino Reversible sub/main spindle side Umkehrbare Spindel-seite/ Gegenspindel-seite	Lubr. esterna Ext. coolant Aussenkuehlung
BGL0320200	4:1	2400	X	X


BIGLIA
 MOD: B301/445/470/501(Y-S)/510/545/550/565/620/650/658/1200

MODULO MOTORIZZATO STOZZATORE CORSA 25mm H=85mm
 Slotting driven tool 25mm stroke H=85mm
 Keilnutenstossmaschine 25mm Hub H=85mm

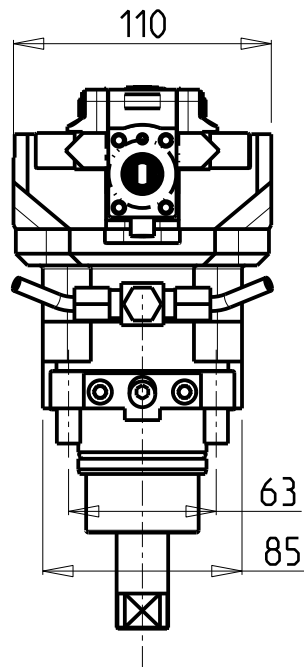
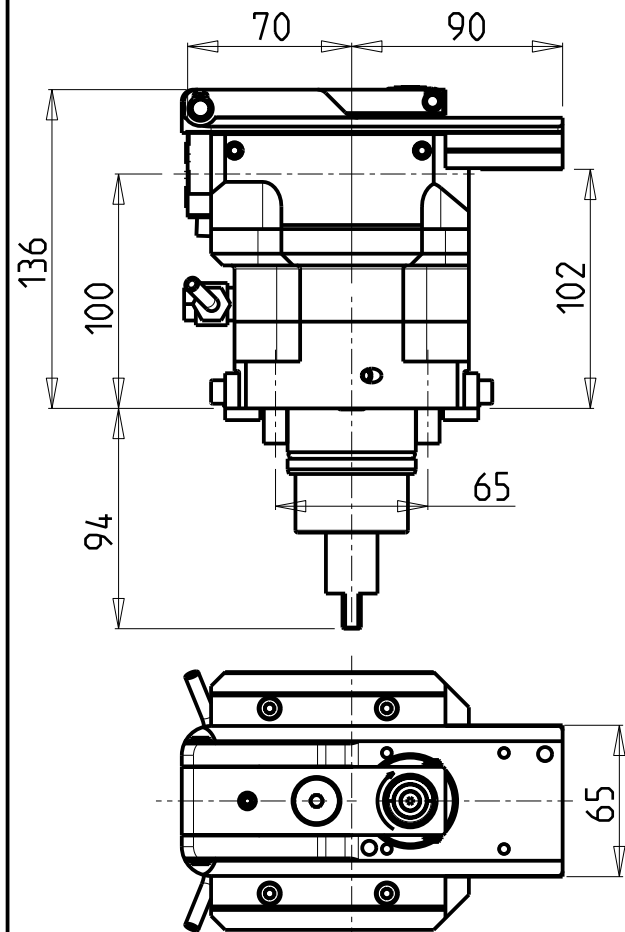
Subject to change without notice.

M.T. srl
 Via Casino Albini 480
 Tel. 0541/956034-957884
 Fax 0541/956341
 47842 S. GIOVANNI IN M. (RN)
 e-mail: mtma@mtmarchetti.com
 http://www.mtmarchetti.com

PRODUZIONE MODULI ROTANTI



PAGINA BGL360-1-01

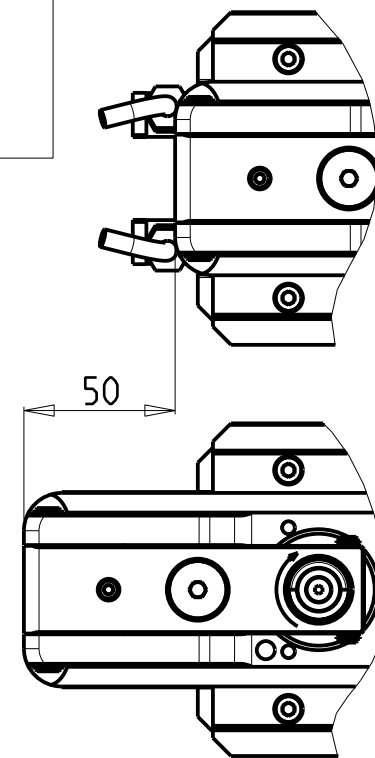
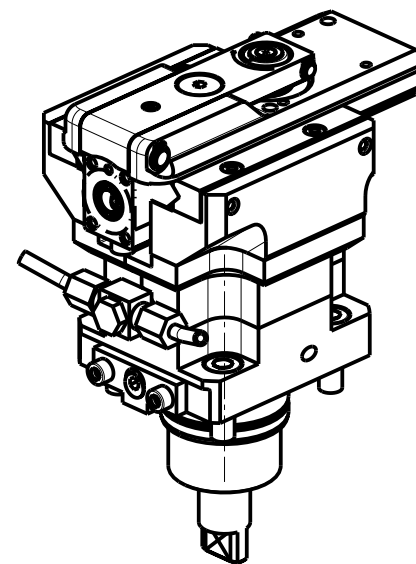


ATTENZIONE - ATTENTION - ACHTUNG

-Su macchine B545/B565/B650 non utilizzare su lato contromandrino.

-On B545/B565/B650 do not use on sub-spindle side.

-Auf B545/B565/B650 Maschinen nicht auf der gegenspindel-seite benutzen.



Cod. MT	I	RPM MAX	Reversibile lato mandrino/contromandrino Reversible sub/main spindle side Umkehrbare Spindel-seite/ Gegenspindel-seite	Lubr. esterna Ext. coolant Aussenkuehlung
BGL0330100	4:1	2000	X	X

PER UTENSILI STOZZATORI VEDI PAG. TBL400-1-00
 FOR DRIVEN SLOTTING TOOL CUTTING-TOOLS SEE PAGE TBL400-1-00
 FÜR NUTENSTOSS-WERKZEUG SCHNEIDWERKZEUGE SIEHE SEITE TBL400-1-00

BIGLIA
 MOD: B445/470/545/550/565/650/658/1200/446/465/745/765 - B750/1250 16 ST.

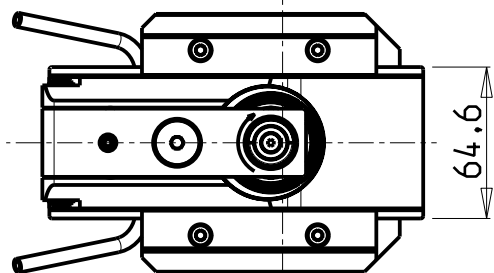
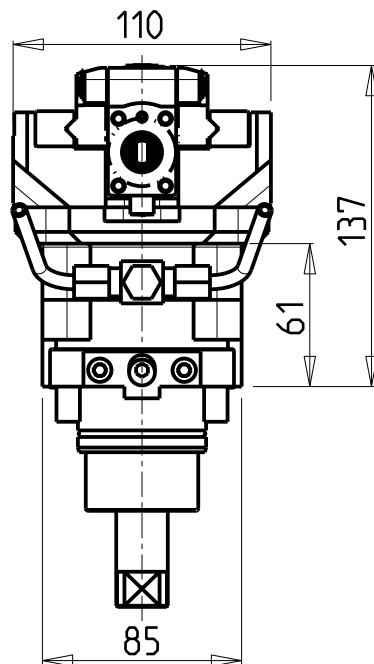
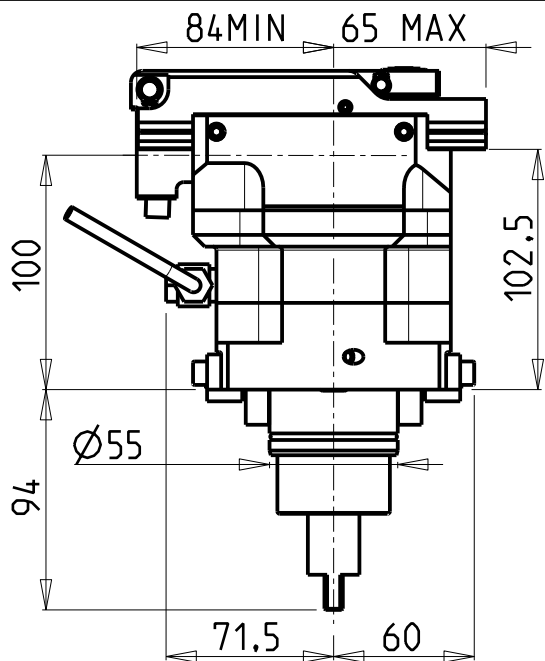
MODULO MOTORIZZATO STOZZATORE CORSA 50mm H=100mm
 Slotting driven tool 50mm stroke H=100mm
 Keilnutenstossmaschine 50mm Hub H=100mm

M.T. srl
 Via Casino Albini 480
 Tel. 0541/956034-957884
 Fax 0541/956341
 47842 S. GIOVANNI IN M. (RN)
 e-mail: mtma@mtmarchetti.com
 http://www.mtmarchetti.com

PRODUZIONE MODULI ROTANTI

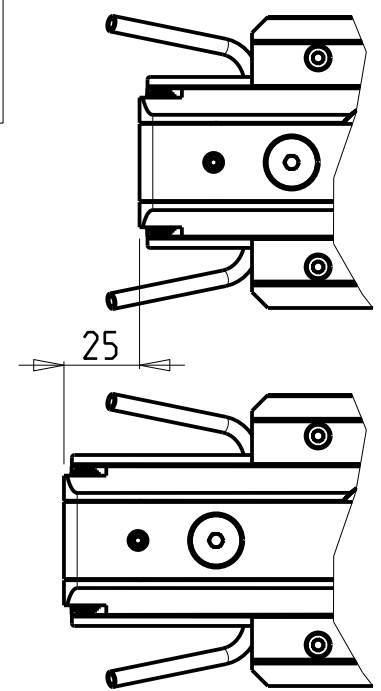
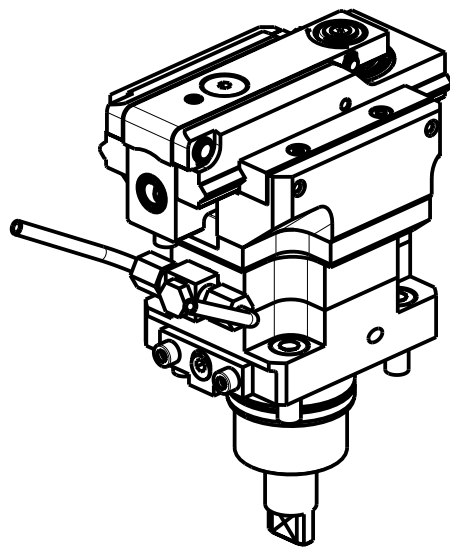


PAGINA BGL360-1-10



ATTENZIONE - ATTENTION - ACHTUNG

-Su macchine B545/B565/B650 non utilizzare su lato contromandrino.
 -On B545/B565/B650 do not use on sub-spindle side.
 -Auf B545/B565/B650 Maschinen nicht auf der gegenspindel-seite benutzen.




PER UTENSILI STOZZATORI VEDI PAG. TBL400-1-00
 FOR DRIVEN SLOTTING TOOL CUTTING-TOOLS SEE PAGE TBL400-1-00
 FÜR NUTENSTOSS-WERKZEUG SCHNEIDWERKZEUGE SIEHE SEITE TBL400-1-00

Cod. MT	I	RPM MAX	Reversibile lato mandrino/contromandrino Reversible sub/main spindle side Umkehrbare Spindel-seite/ Gegenspindel-seite	Lubr. esterna Ext. coolant Aussenkuehlung
BGL0330200	4:1	2400	X	X

BIGLIA
 MOD: B445/470/545/550/565/650/658/1200/446/465/745/765 - B750/1250 16 ST.
 MODULO MOTORIZZATO STOZZATORE CORSA 25mm H=100mm
 Slotting driven tool 25mm stroke H=100mm
 Keilnutenstossmaschine 25mm Hub H=100mm

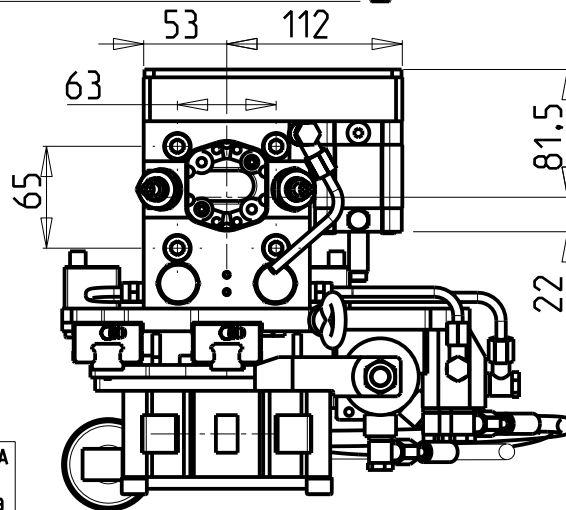
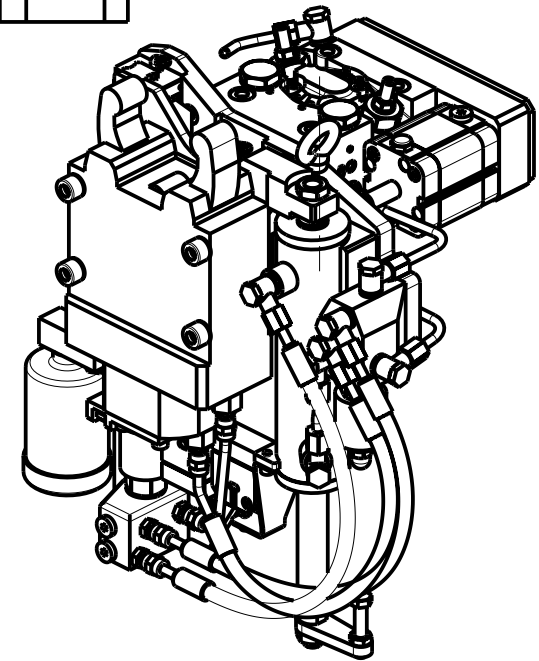
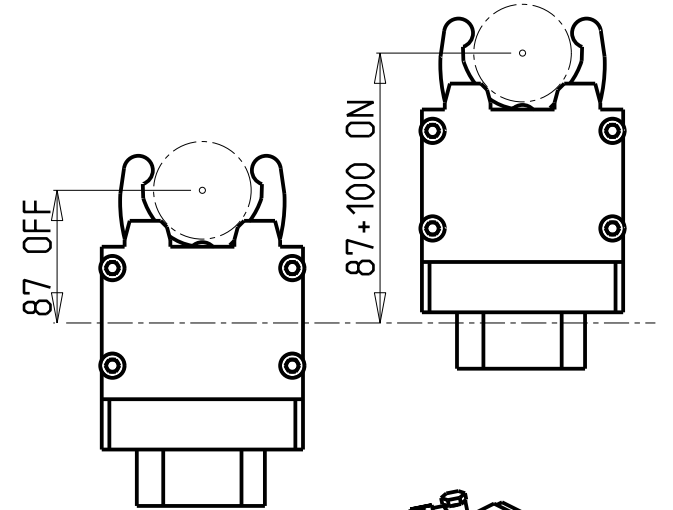
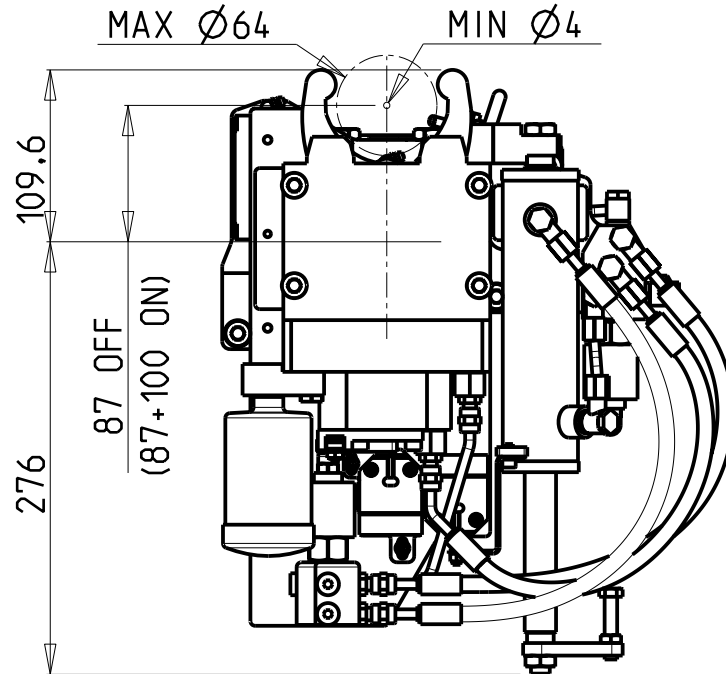
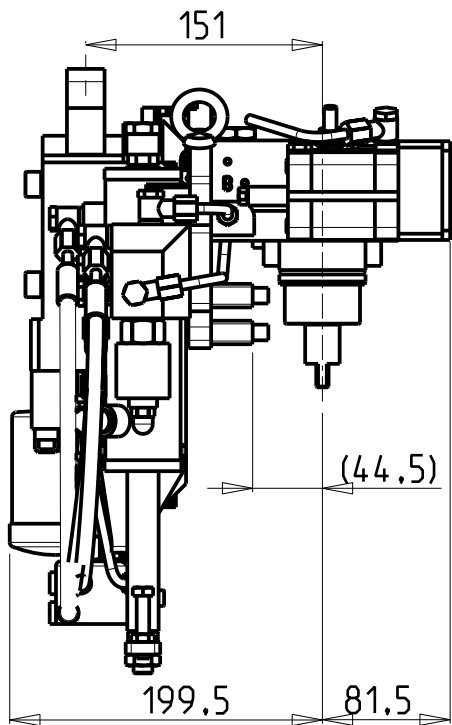
M.T. srl
 Via Casino Albini 480
 Tel. 0541/956034-957884
 Fax 0541/956341
 47842 S. GIOVANNI IN M. (RN)
 e-mail: mtma@mtmarchetti.com
 http://www.mtmarchetti.com

PRODUZIONE MODULI ROTANTI



PAGINA BGL360-1-11

Subject to change without notice.



(())	#	CON GESTIONE ELETTRONICA APERTURA COMPLETA DELLA LUNETTA
	#	With Electronic control of steady rest arms complete opening
	#	Mit vollstaendiger elektronischer Oeffnungsbedienug der Luenette

Cod. MT	I	RPM	Lubr.esterna Ext. coolant Aussenkuehlung
BGL0130300	1:1	6000	X
# BGL0130300EU	1:1	6000	X
# BGL0130300US	1:1	6000	X

PER U.S.A.-AUSTRALIA-CANADA
For U.S.A.-Australia-Canada
Fuer U.S.A.-Australien-Kanada

BIGLIA

MOD: B445/470/446/465/745/765

MODULO MOTORIZZATO PER LUNETTA RETRATTILE (TAGLIA 1)

Driven toolholder for sliding steady rest (Size 1)

Luenettenwerkzeug zurueck versetzte Version (Grossse 1)

Subject to change without notice.

M.T. srl

Via Casino Albini 480
Tel. 0541/956034-957884

Fax 0541/956341

47842 S. GIOVANNI IN M. (RN)

e-mail: mtma@mtmarchetti.com

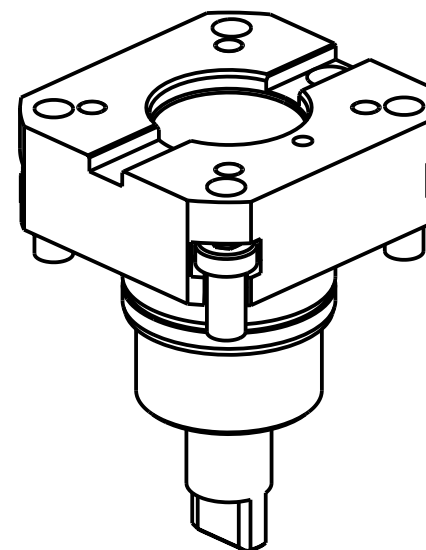
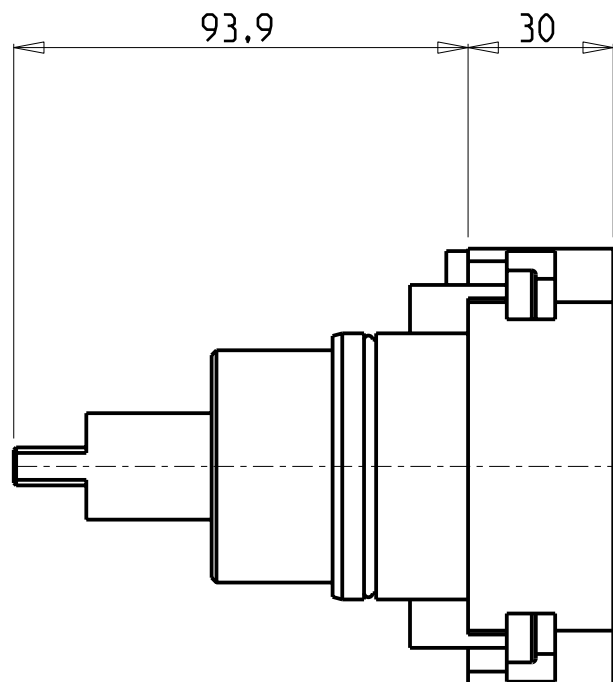
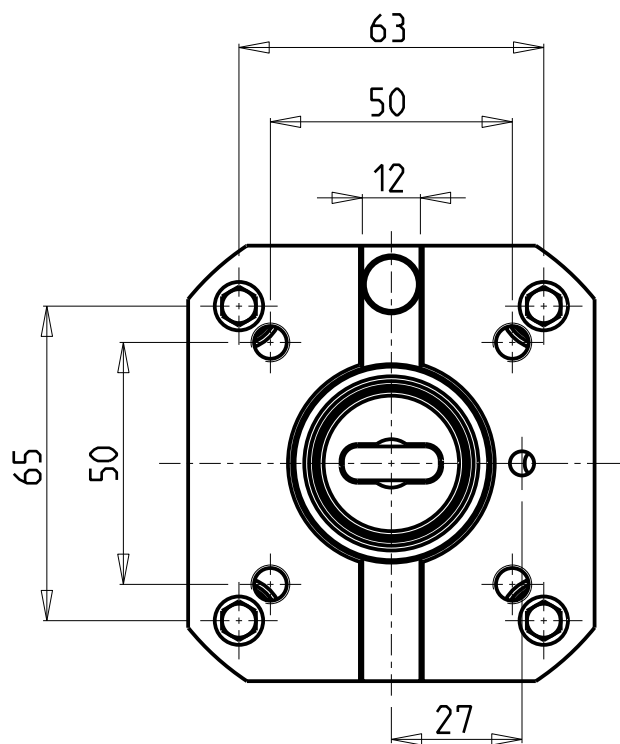
http://www.mtmarchetti.com

PRODUZIONE MODULI ROTANTI



PAGINA BGL363-1-00

10/2018



Cod. MT

BGL0490100

BIGLIA

MOD: B301/445/470/501(Y-S)/510/545/550/565/620/650/658/1200/446/465/745/765
B750/1250 16 ST. - BV210/315

INTERFACCIA PER MODULI BIGLIA B436 H=30mm

Biglia B436 tooling adapter cartridge H=30mm

Adapter Patrone fuer Biglia B436 Werkzeuge H=30mm

Subject to change without notice.

M.T. srl

Via Casino Albini 480
Tel. 0541/956034-957884
Fax 0541/956341

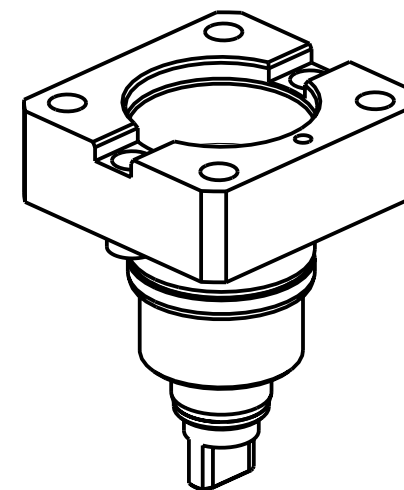
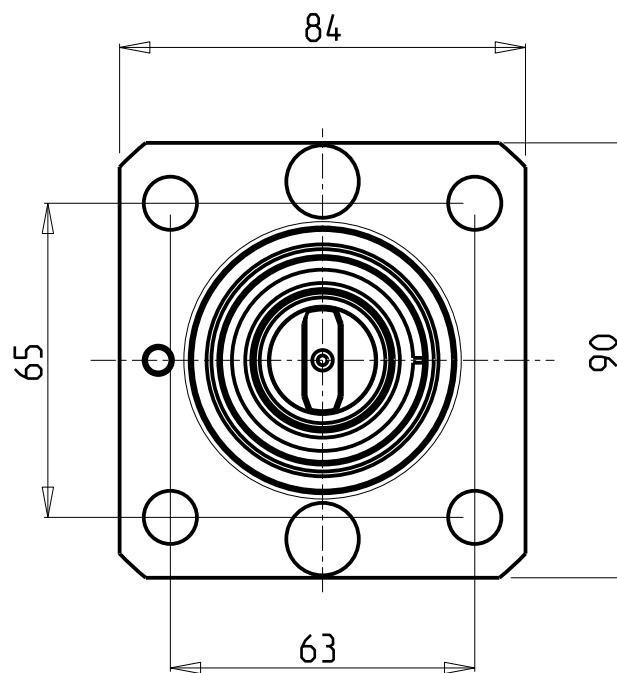
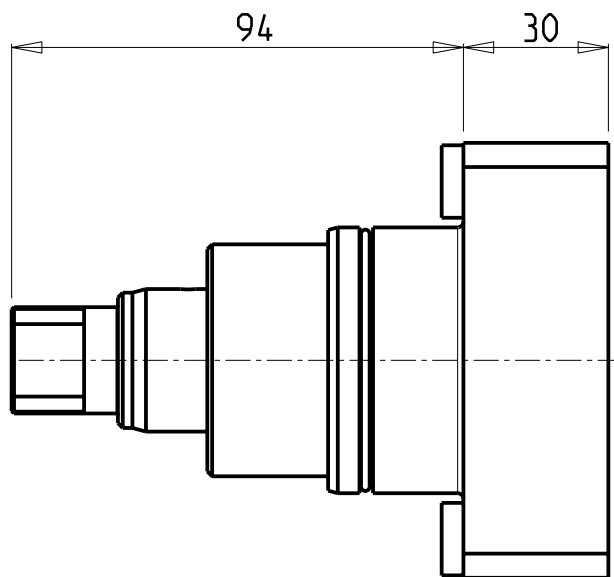
47842 S. GIOVANNI IN M. (RN)
e-mail: mtma@mtmarchetti.com
<http://www.mtmarchetti.com>

PRODUZIONE MODULI ROTANTI



PAGINA BGL380-1-00

10/2018



Cod. MT

0617010

BIGLIA

MOD: B301/445/470/501(Y-S)/510/545/550/565/620/650/658/1200/446/465/745/765 - B750/1250 16 ST.

INTERFACCIA PER MODULI BIGLIA H=30mm

Biglia tooling adapter cartridge H=30mm

Adapter Patrone fuer Biglia Werkzeuge H=30mm

Subject to change without notice.

M.T. srl

Via Casino Albini 480

Tel. 0541/956034-957884

Fax 0541/956341

47842 S. GIOVANNI IN M. (RN)

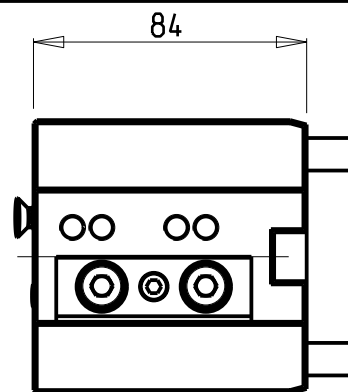
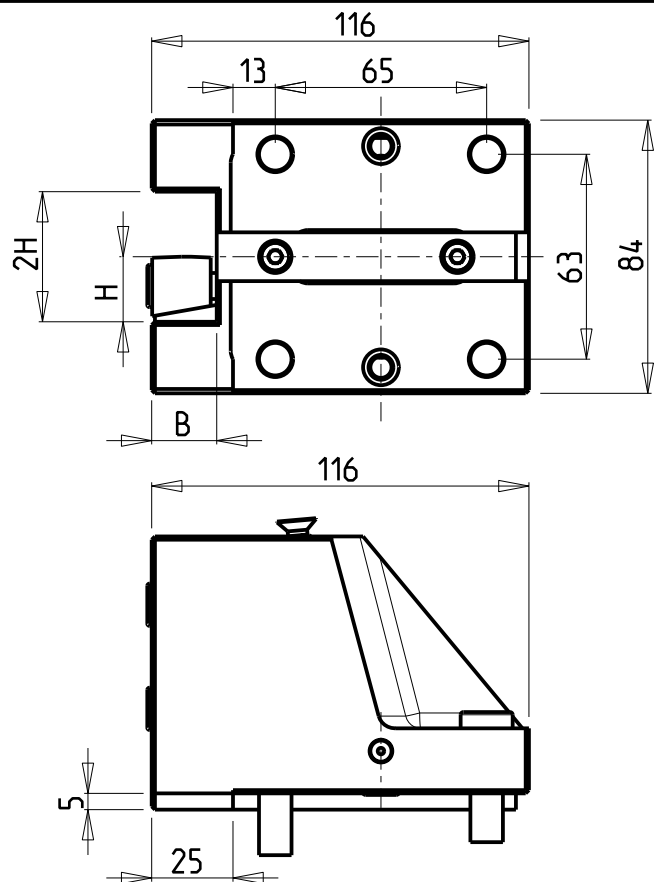
e-mail: mtma@mtmarchetti.com

<http://www.mtmarchetti.com>

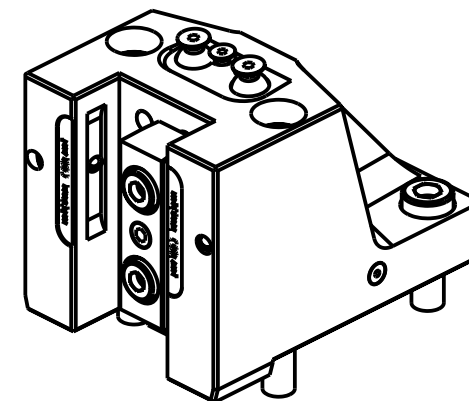
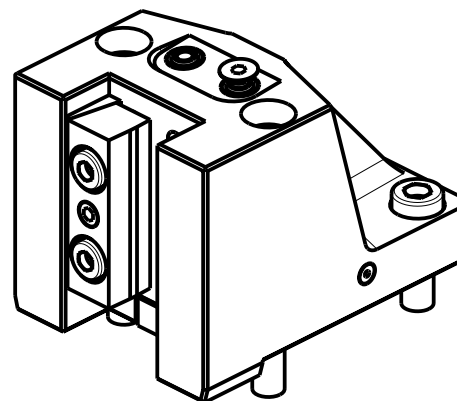
PRODUZIONE MODULI ROTANTI



PAGINA BGL385-1-00



0532010



Cod. MT	Cod. BIGLIA	N°Utensili N°Tools N°Werkzeuge	Reversibile lato mandrino/contromandrino Reversible sub/main spindle side Umkehrbare Spindel-seite/ Gegenspindel-seite	Lubrificazione int. Coolant through Innenkuehlung	Lubrificazione est. Ext. coolant Aussenkuehlung	Misure Dimensions Masse	B	H
0532000	10.57.60.00	1	X	-	X	mm	20	20
0531905	10.57.82.00	1	X	-	X	Inch	3/4"	3/4"
0532010	-	1	X	P=70bar	X	mm	20	20

BIGLIA
 MOD: B301/445/470/501(Y-S)/510/545/550/565/620/650/658/1200/446/465/745/765 - B750/1250 16 ST.

PORTAUTENSILE RADIALE SINGOLO QD=20mm / QD=3/4"
 Radial single static tool QD=20mm / QD=3/4"
 Radial Single-Werkzeughalter QD=20mm / QD=3/4"

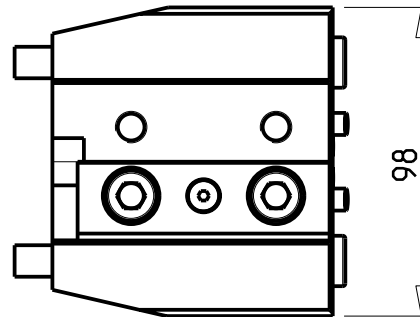
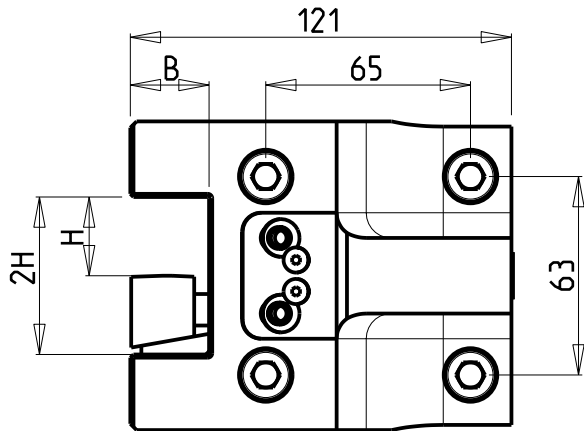
Subject to change without notice.

M.T. srl
 Via Casino Albini 480
 Tel. 0541/956034-957884
 Fax 0541/956341
 47842 S. GIOVANNI IN M. (RN)
 e-mail: mtma@tmarchetti.com
 http://www.tmmarchetti.com

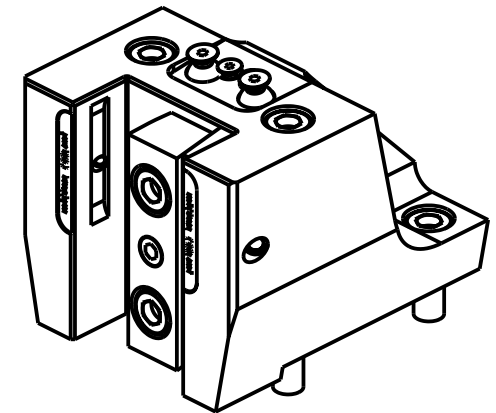
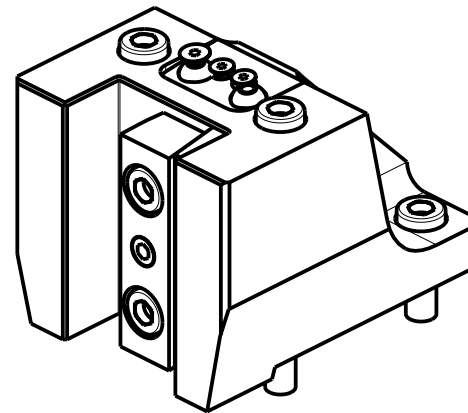
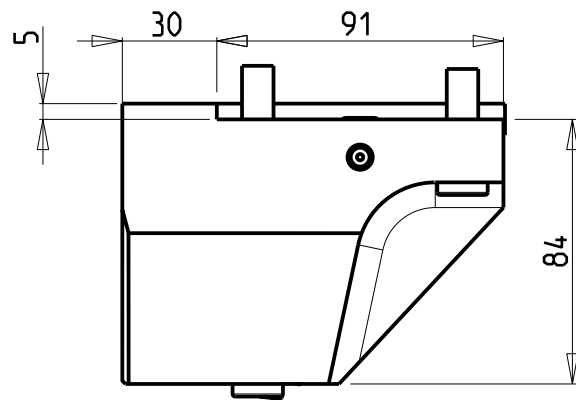
PRODUZIONE MODULI ROTANTI



PAGINA BGL420-1-00



0555010



Cod. MT	Cod. BIGLIA	N°Utensili N°Tools N°Werkzeuge	Reversibile lato mandrino/contromandrino Reversible sub/main spindle side Umkehrbare Spindel-seite/ Gegenspindel-seite	Lubrificazione int. Coolant through Innenkuehlung	Lubrificazione est. Ext. coolant Aussenkuehlung	Misure Dimensions Masse	B	H
0555000	10.88.16.00	1/2	X	-	X	mm	25	25
0555080	PSC-730-Y-1	1/2	X	-	X	Inch	1"	1"
0555010	-	1/2	X	P=70bar	X	mm	25	25

BIGLIA
 MOD: B301/445/470/501(Y-S)/510/545/550/565/620/650/658/1200/446/465/745/765 - B750/1250 16 ST.

PORTAUTENSILE RADIALE SINGOLO QD=25mm / QD=1"
 Radial single static tool QD=25mm / QD=1"
 Radial Single-Werkzeughalter QD=25mm / QD=1"

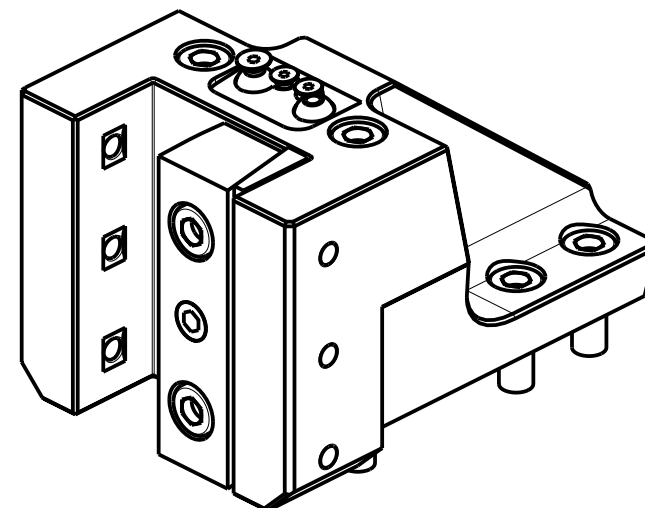
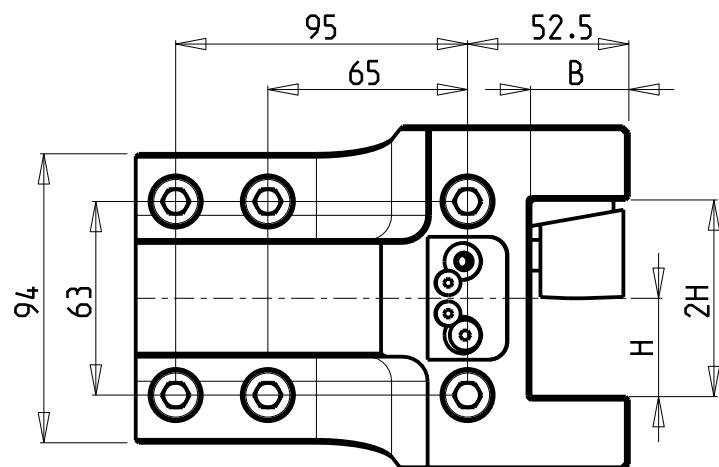
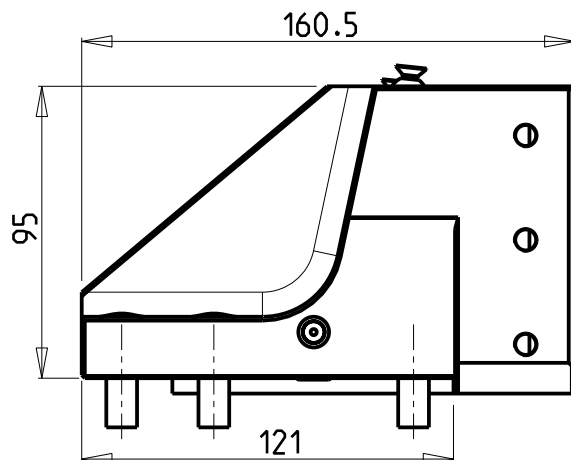
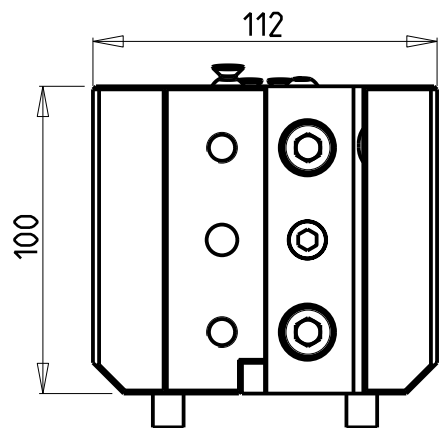
Subject to change without notice.

M.T. srl
 Via Casino Albini 480
 Tel. 0541/956034-957884
 Fax 0541/956341
 47842 S. GIOVANNI IN M. (RN)
 e-mail: mtma@mtmarchetti.com
 http://www.mtmarchetti.com

PRODUZIONE MODULI ROTANTI



PAGINA BGL423-1-00



Cod. MT	N°Utensili N°Tools N°Werkzeuge	Misure Dimensions Masse	B	H
BGL0053210	1/2	mm	32	32

BIGLIA
 MOD: B658/1200 - B750/1250 16 ST.

PORTAUTENSILE RADIALE SINGOLO QD=32mm
 Radial single static tool QD=32mm
 Radial Single-Werkzeughalter QD=32mm

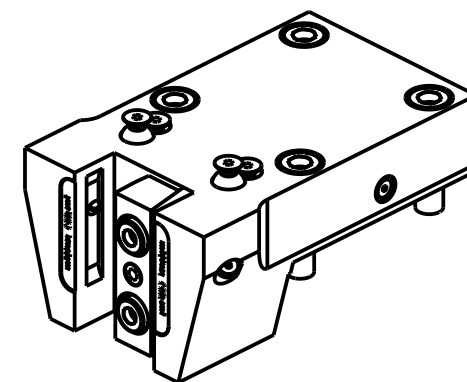
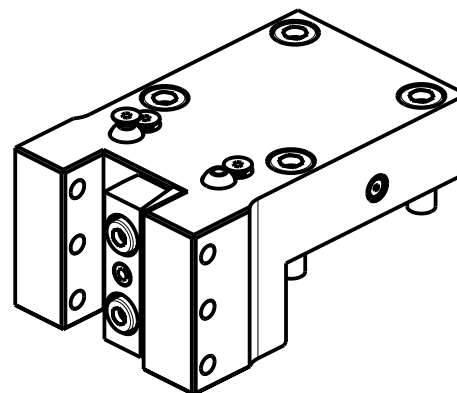
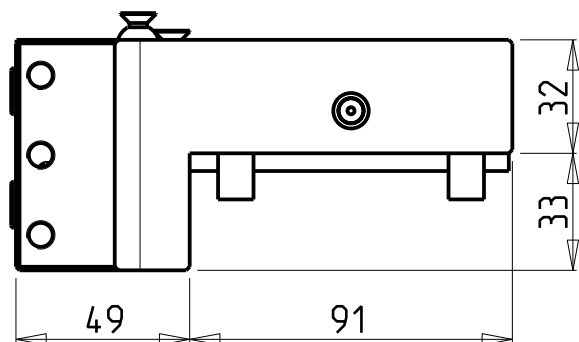
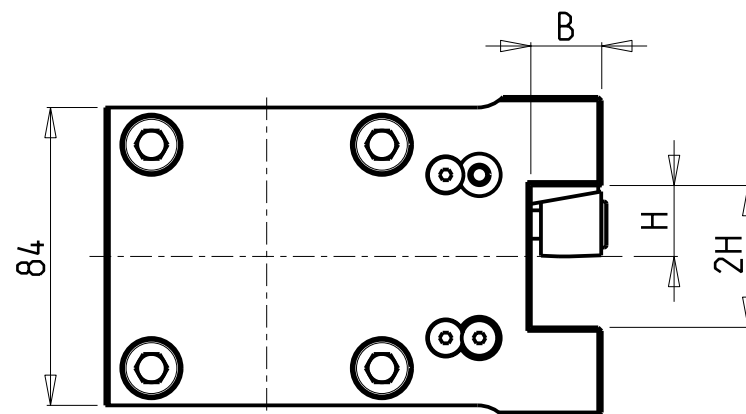
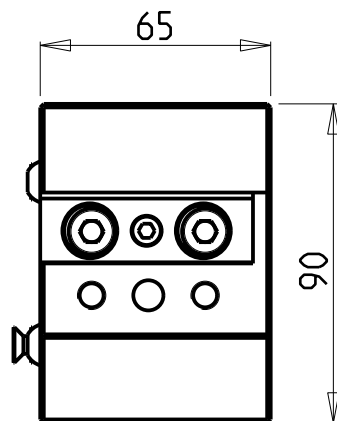
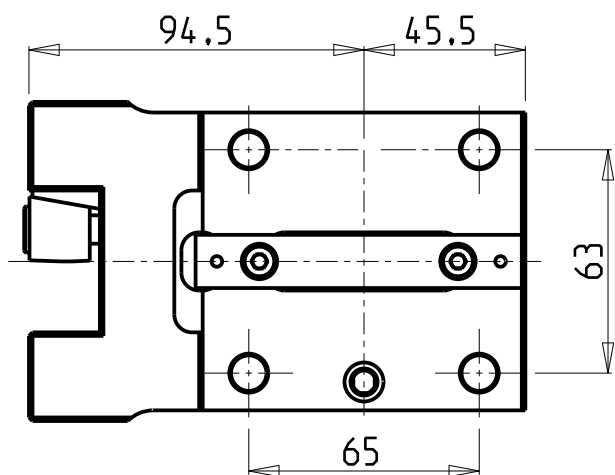
Subject to change without notice.

M.T. srl
 Via Casino Albini 480
 Tel. 0541/956034-957884
 Fax 0541/956341
 47842 S. GIOVANNI IN M. (RN)
 e-mail: mtma@mtmarchetti.com
 http://www.mtmarchetti.com

PRODUZIONE MODULI ROTANTI



PAGINA BGL426-1-00



0662010

Cod. MT	N°Utensili N°Tools N°Werkzeuge	Lubrificazione int. Coolant through Innenkuehlung	Lubrificazione est. Ext. coolant Aussenkuehlung	Misure Dimensions Masse	B	H
0662000	1/2	-	X	mm	20	20
0661905	1/2	-	X	Inch	3/4"	3/4"
0662010	1/2	P=70bar	X	mm	20	20

BIGLIA
 MOD: B301/445/470/501(Y-S)/510/545/550/565/620/650/658/1200/446/465/745/765 - B750/1250 16 ST.

PORTAUTENSILE RADIALE SINGOLO ARRETRATO QD=20mm / QD=3/4"
 Radial single rear set static tool QD=20mm / QD=3/4"
 Radial Single-Werkzeughalter zurueckversetzt QD=20mm / QD=3/4"

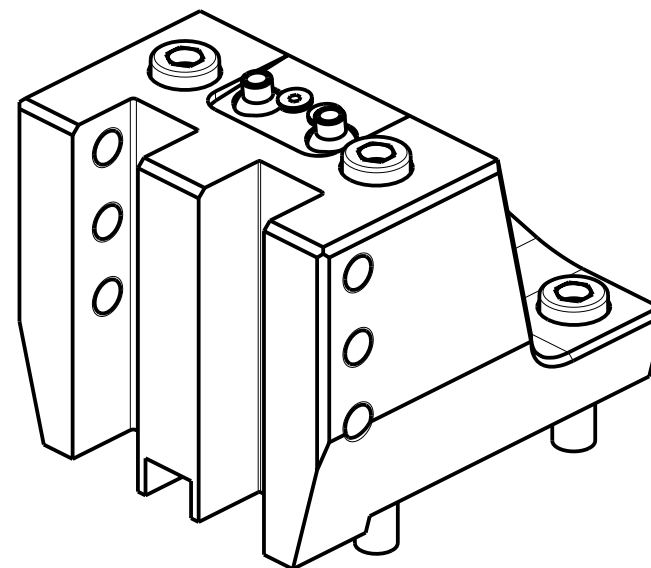
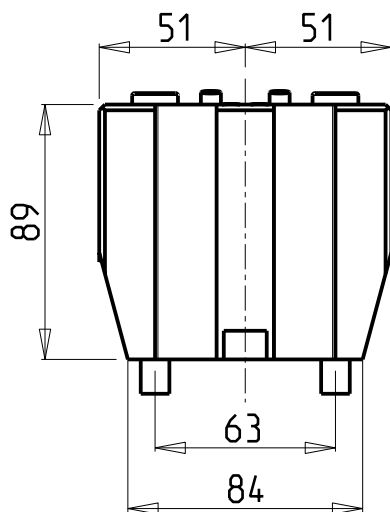
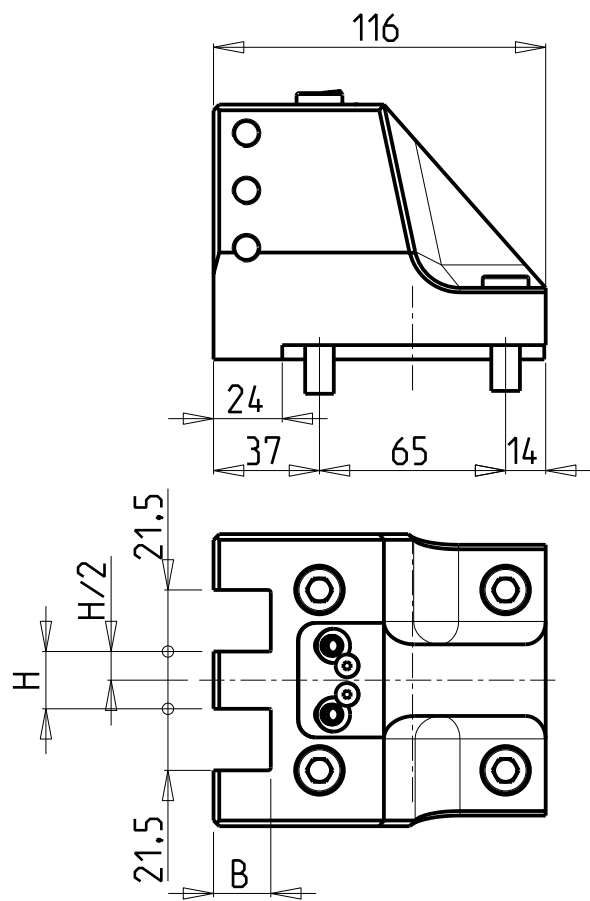
Subject to change without notice.

M.T. srl
 Via Casino Albini 480
 Tel. 0541/956034-957884
 Fax 0541/956341
 47842 S. GIOVANNI IN M. (RN)
 e-mail: mtma@mtmarchetti.com
 http://www.mtmarchetti.com

PRODUZIONE MODULI ROTANTI



PAGINA BGL430-1-00



Cod. MT	Cod. BIGLIA	N° utensili N° Tools N° Werkzeuge	Misure Dimensions Masse	H	B
0502000	41.03.25.00	2	mm	20	20
0501905	10.57.83.00	2	Inch	3/4"	3/4"

BIGLIA
 MOD: B301/445/470/501(Y-S)/510/545/550/565/620/650/658/1200/446/465/745/765 - B750/1250 16 ST.

PORTAUTENSILE RADIALE SOVRAPPOSTO QD=20mm / QD=3/4"
 Radial single side twin static tool QD=20mm / QD=3/4"
 Radial Werkzeughalter ueberlagert QD=20mm / QD=3/4"

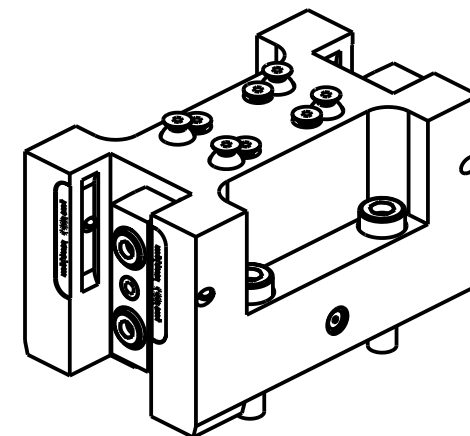
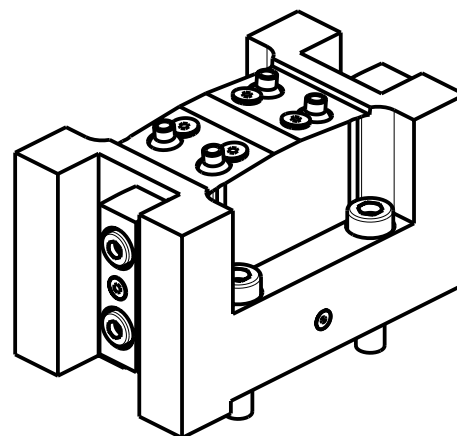
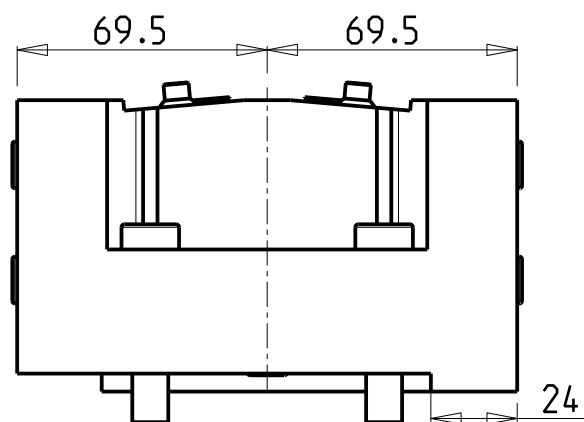
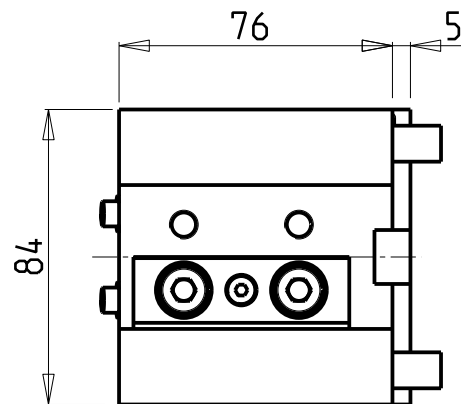
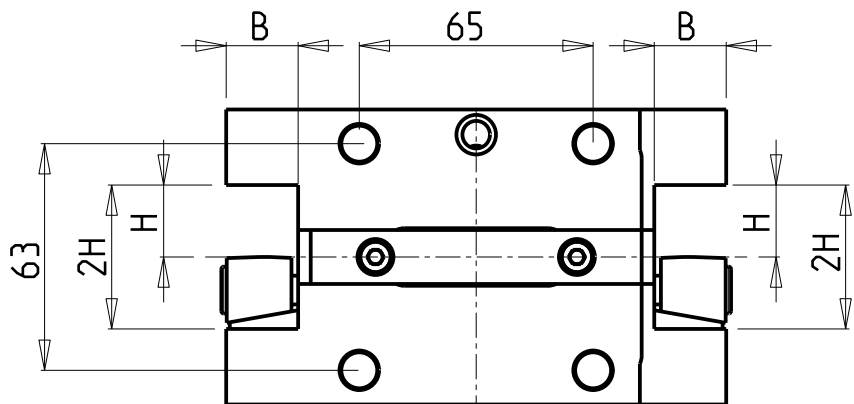
Subject to change without notice.

M.T. srl
 Via Casino Albini 480
 Tel. 0541/956034-957884
 Fax 0541/956341
 47842 S. GIOVANNI IN M. (RN)
 e-mail: mtma@mtmarchetti.com
 http://www.mtmarchetti.com

PRODUZIONE MODULI ROTANTI



PAGINA BGL440-1-00



0542010

Cod. MT	Cod. BIGLIA	N°Utensili N°Tools N°Werkzeuge	Lubrificazione int. Coolant through Innenkuehlung	Lubrificazione est. Ext. coolant Aussenkuehlung	Misure Dimensions Masse	B	H
0542000	10.57.76.00	2	-	X	mm	20	20
0541905	10.57.83.00	2	-	X	Inch	3/4"	3/4"
0542010	-	2	P=70bar	X	mm	20	20

BIGLIA
 MOD: B301/445/470/501(Y-S)/510/545/550/565/620/650/658/1200/446/465/745/765 - B750/1250 16 ST.

PORTAUTENSILE RADIALE DOPPIO QD=20mm / QD=3/4"
 Radial double static tool QD=20mm / QD=3/4"
 Radial Doppel-Werkzeughalter QD=20mm / QD=3/4"

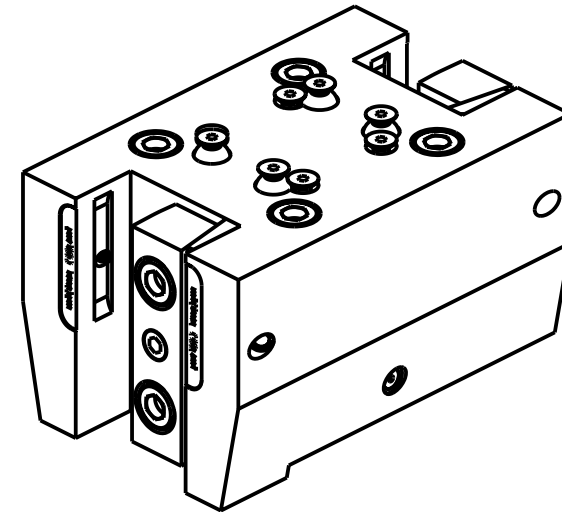
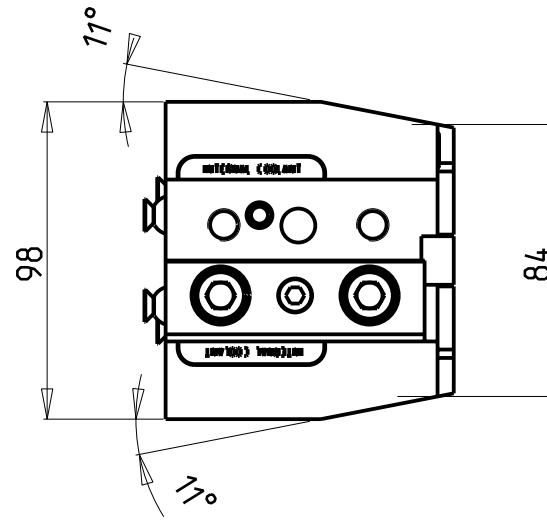
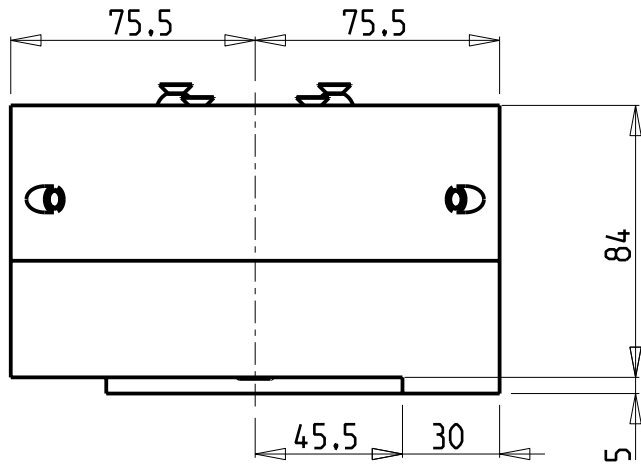
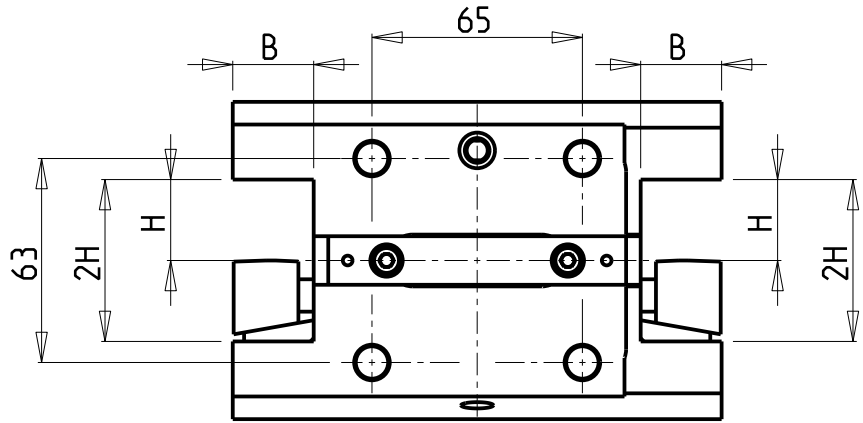
Subject to change without notice.

M.T. srl
 Via Casino Albini 480
 Tel. 0541/956034-957884
 Fax 0541/956341
 47842 S. GIOVANNI IN M. (RN)
 e-mail: mtma@mtmarchetti.com
 http://www.mtmarchetti.com

PRODUZIONE MODULI ROTANTI



PAGINA BGL450-1-00



Cod. MT	N°Utensili N°Tools N°Werkzeuge	Lubrificazione int. Coolant through Innenkuehlung	Lubrificazione est. Ext. coolant Aussenkuehlung	Misure Dimensions Masse	B	H
0542510	2	P=70bar	X	mm	25	25


BIGLIA
 MOD: B301/445/470/501(Y-S)/510/545/550/565/620/650/658/1200/446/465/745/765 - B750/1250 16 ST.

PORTAUTENSILE RADIALE DOPPIO QD=25mm
 Radial double static tool QD=25mm
 Radial Doppel-Werkzeughalter QD=25mm

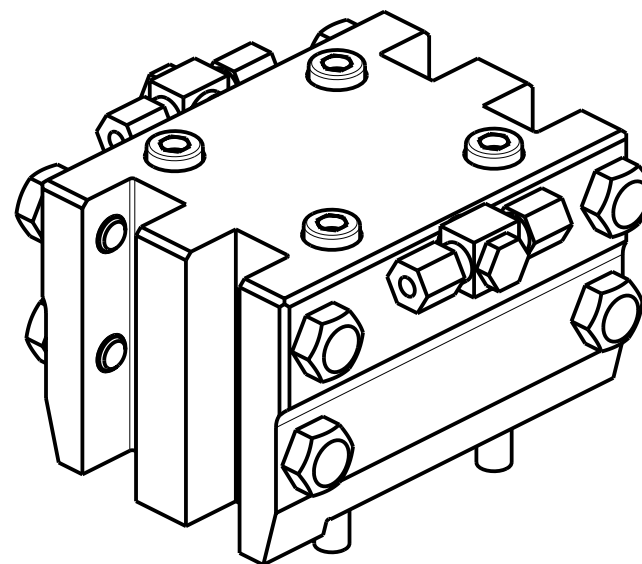
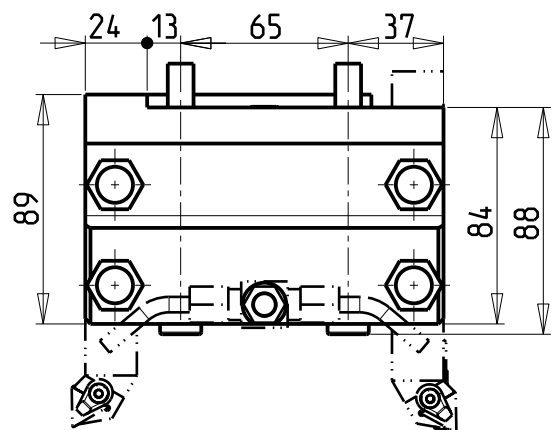
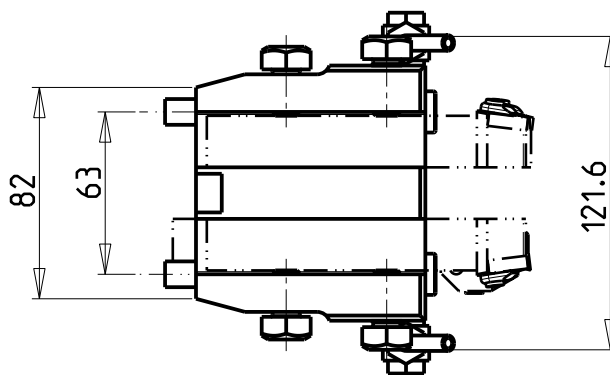
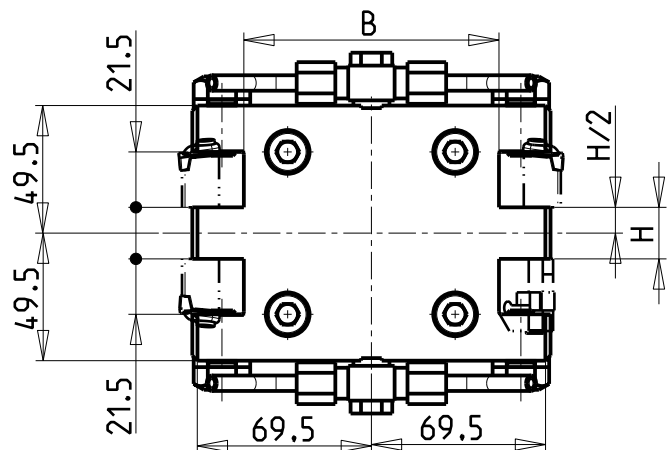
Subject to change without notice.

M.T. srl
 Via Casino Albini 480
 Tel. 0541/956034-957884
 Fax 0541/956341
 47842 S. GIOVANNI IN M. (RN)
 e-mail: mtma@mtmarchetti.com
 http://www.mtmarchetti.com

PRODUZIONE MODULI ROTANTI I



PAGINA BGL453-1-00



Cod. MT	N°Utensili N° Tools N° Werkzeuge	Misure Dimensions Masse	B	H
0422000	4	mm	99	20
0421905	4	Inch	3.9"	3/4"

BIGLIA

MOD: B301/445/470/501(Y-S)/510/545/550/565/650/658/1200/446/465/745/765

PORTAUTENSILE RADIALE DOPPIO SOVRAPPONTO QD=20mm / QD=3/4"

Radial double side twin static tool QD=20mm / QD=3/4"

Radial Doppel-Werkzeughalter ueberlagert QD=20mm / QD=3/4"

Subject to change without notice.

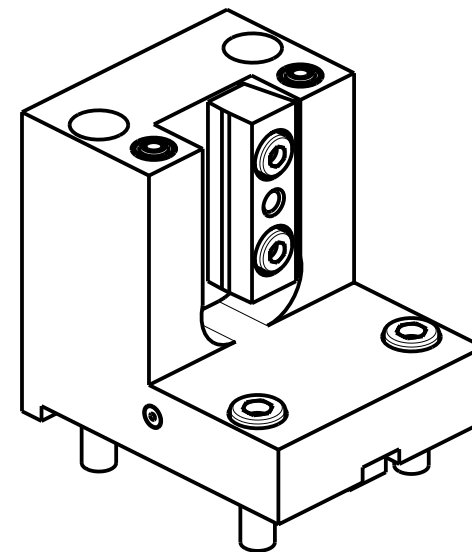
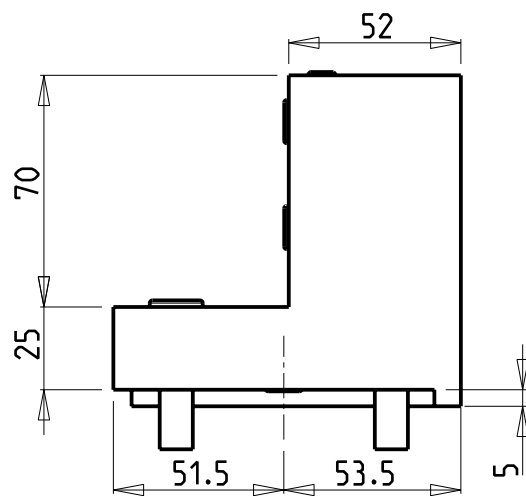
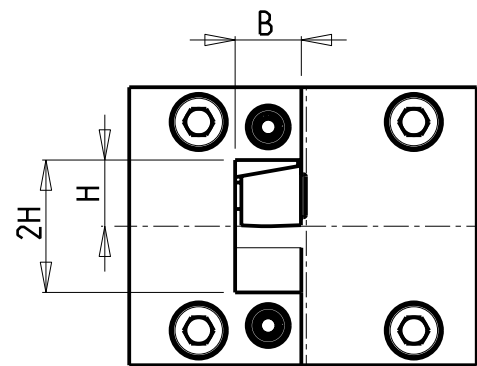
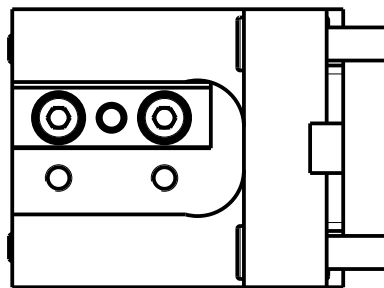
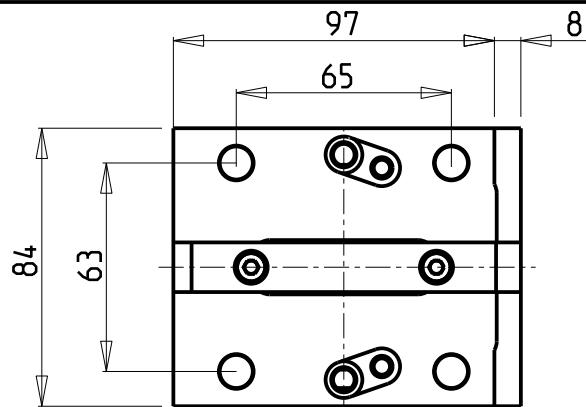
M.T. srl

Via Casino Albini 480
Tel. 0541/956034-957884
Fax 0541/956341
47842 S. GIOVANNI IN M. (RN)
e-mail: mtma@tmarchetti.com
<http://www.tmmarchetti.com>

PRODUZIONE MODULI ROTANTI



PAGINA BGL460-1-00



Cod. MT	Cod. BIGLIA	N°Utensili N°Tools N°Werkzeuge	Reversibile lato mandrino/contromandrino Reversible sub/main spindle side Umkehrbare Spindel-seite/ Gegenspindel-seite	Misure Dimensions Masse	B	H
0562000	10.88.04.00	1	X	mm	20	20
0561905	10.88.04.01	1	X	Inch	3/4"	3/4"

BIGLIA
 MOD: B301/445/470/501(Y-S)/510/545/550/565/620/650/658/1200/446/465/745/765 - B750/1250 16 ST.

PORTAUTENSILE RADIALE SINGOLO PER CONTROMANDRINO QD=20mm / QD=3/4"
 Radial single static tool sub spindle side QD=20mm / QD=3/4"
 Radial Sigle-Werkzeughalter fuer Gegenspindel QD=20mm / QD=3/4"

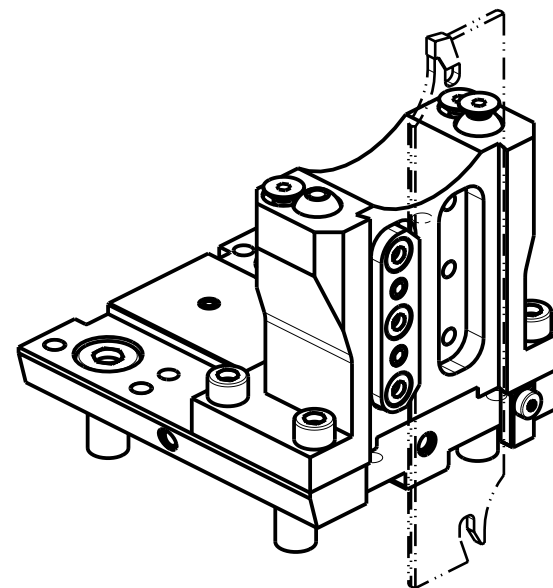
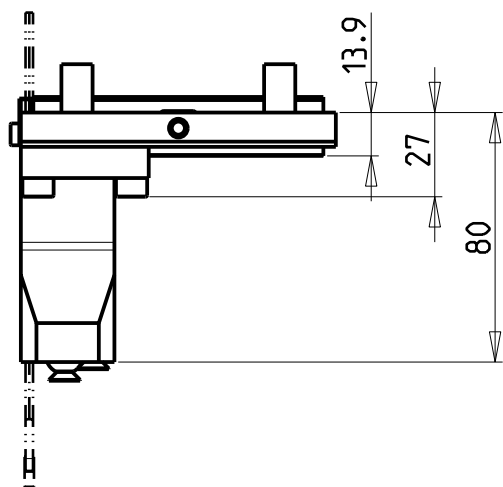
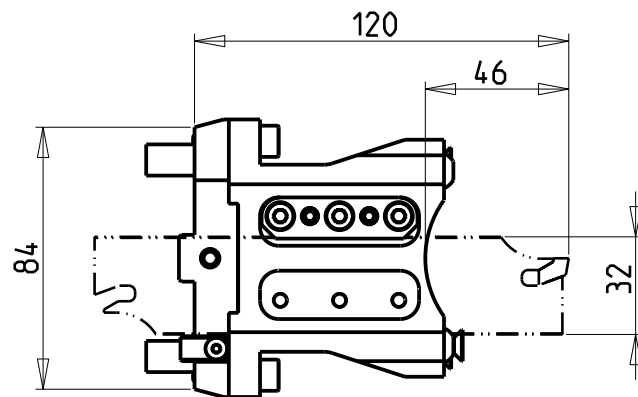
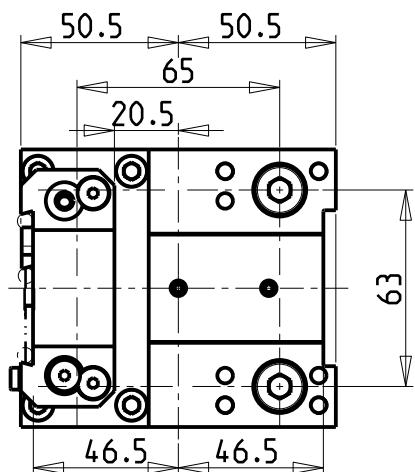
Subject to change without notice.

M.T. srl
 Via Casino Albini 480
 Tel. 0541/956034-957884
 Fax 0541/956341
 47842 S. GIOVANNI IN M. (RN)
 e-mail: mtma@mtmarchetti.com
 http://www.mtmarchetti.com

PRODUZIONE MODULI ROTANTI



PAGINA BGL480-1-00



POSSIBILITA' DI LAVORO M3/M4
 OPTION OF M3/M4 WORKING
 ARBEITSMÖGLICHKEIT M3/M4

DOTAZIONI - SUPPLIED WITH - AUSSTATTUNG

N°1 - LAMA - BLADE - KLINGE ISCAR H=32 Sp. 3/4mm
 (KENNAMETAL OPTIONAL)

N°10 - INSERTI - INSERTS - EINLAGEN

N°1 - CHIAVE A T PER MONTAGGIO INSERTI
 - T-WRENCH FOR INSERT SET UP
 - T-SCHLUESSEL FUER EINSATZSTUECK-MONTAGE

Cod. MT	N°Utensili N°Tools N°Werkzeuge	Reversibile lato mandrino/contromandrino Reversible sub/main spindle side Umkehrbare Spindel-seite/ Gegenspindel-seite	Lubr.esterna Ext. coolant Aussehenkuehlung
BGL0350132	1	X	X

BIGLIA
 MOD: B301/445/470/501(Y-S)/510/545/550/565/620/650/658/1200/446/465/745/765 - B750/1250 16 ST.

PORTAUTENSILE RADIALE PER LAMA
 Radial blade holder
 Radial Abstechhalter

M.T. srl
 Via Casino Albini 480
 Tel. 0541/956034-957884
 Fax 0541/956341
 47842 S. GIOVANNI IN M. (RN)
 e-mail: mtma@mtmarchetti.com
 http://www.mtmarchetti.com

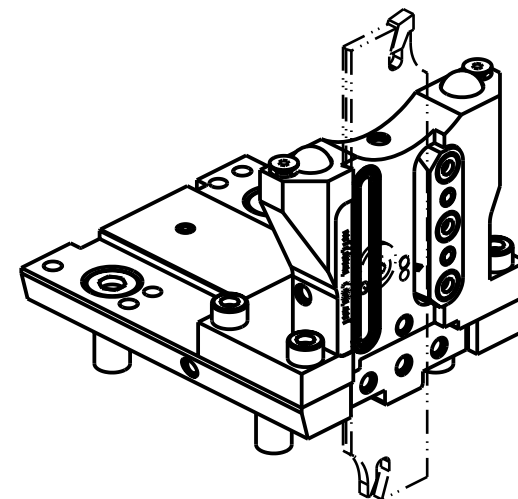
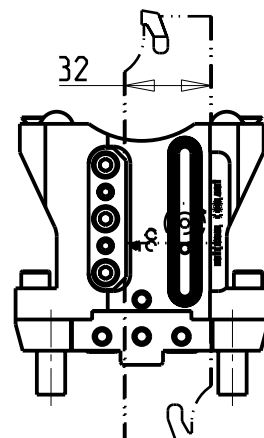
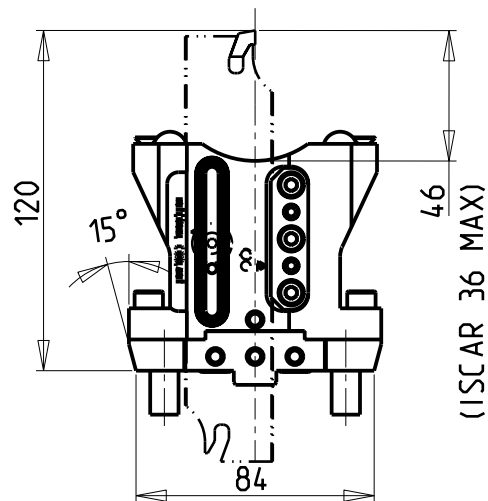
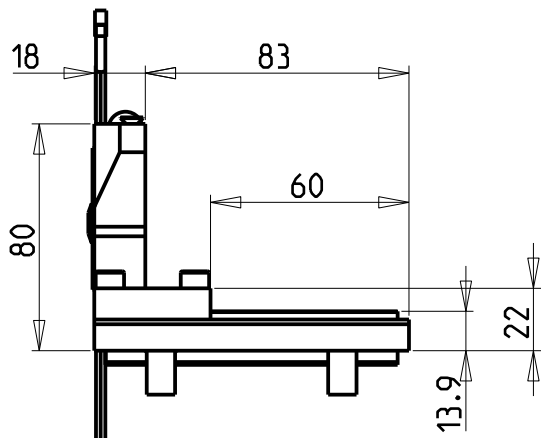
PRODUZIONE MODULI ROTANTI



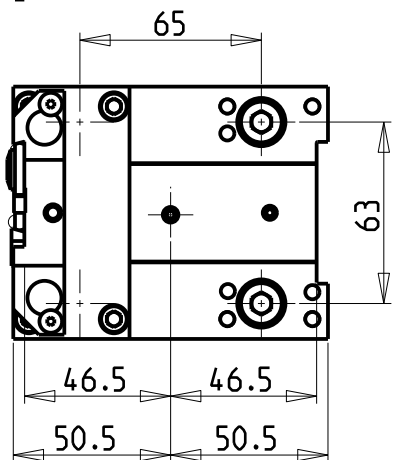
PAGINA BGL520-1-01

Subject to change without notice.

10/2018



versione sx
left version
version links



versione dx
right version
version rechts

**KIT LAME NON INCLUSI (OPZIONALI)
BLADES NOT SUPPLIED WITH (OPTIONAL)
KLINGEN NICHT INBEGRIFFEN (OPTIONAL)**

- LAMA-BLADE-KLINGE SANDVIK H=32 sp.3 cod. QD_NN2G60C25A
+INSERTI-INSERTS-EINLAGEN cod. QD_NG_0300_0002_CM_1145 (10 pz.)
- LAMA-BLADE-KLINGE SANDVIK H=32 sp.4 cod. QD_NN2H60C25A
+INSERTI-INSERTS-EINLAGEN cod. QD_NH_0400_0002_CM_1145 (10 pz.)
- LAMA-BLADE-KLINGE ISCAR H=32 sp.3 cod. SGFH_32K_3
+INSERTI-INSERTS-EINLAGEN cod. 6011365 (10pz.)
- LAMA-BLADE-KLINGE ISCAR H=32 sp.4 cod. SGFH_32K_4
+INSERTI-INSERTS-EINLAGEN cod. 6011366 (10pz.)
- LAMA-BLADE-KLINGE WALTER H=32 sp.3 cod. G2042.32N-3T45SX-P
+INSERTI-INSERTS-EINLAGEN cod. SX-3E300N02-CE4 WSM33S (10pz.) + CHIAVE-KEY cod. FS1494
- LAMA-BLADE-KLINGE WALTER H=32 sp.4 cod. G2042.32N-4T50SX-P
+INSERTI-INSERTS-EINLAGEN cod. SX-4E400N02-CE4 WSM33S (10pz.) + CHIAVE-KEY cod. FS1494

Cod. MT		N°Utensili N°Tools N°Werkzeuge	Reversibile lato mandrino/contromandrino Reversible sub/main spindle side Umkehrbare Spindelsete/ Gegenspindelsete	Lubr.esterna Ext. coolant Aussenkuehlung	Lubr.interna Coolant through Innenkuehlung
versione dx right version version rechts	versione sx left version version links				
BGL0390132R	BGL0390132L	1	X	X	P=70bar

BIGLIA
MOD: B301/445/470/501(Y-S)/510/545/550/565/620/650/658/1200/446/465/745/765 - B750/1250 16 ST.

PORTAUTENSILE RADIALE PER LAMA CON LUBRIFICAZIONE INTERNA
Radial blade holder with internal coolant
Radial Abstechhalter mit Innenkuehlung

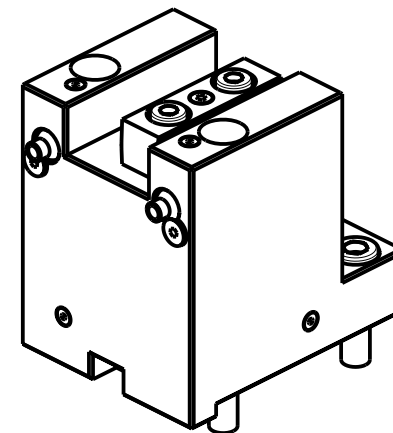
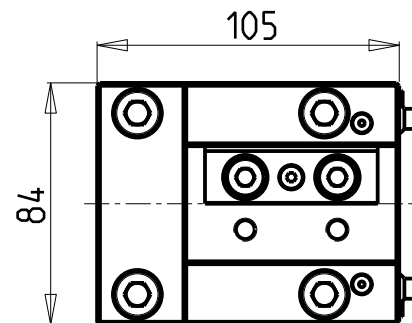
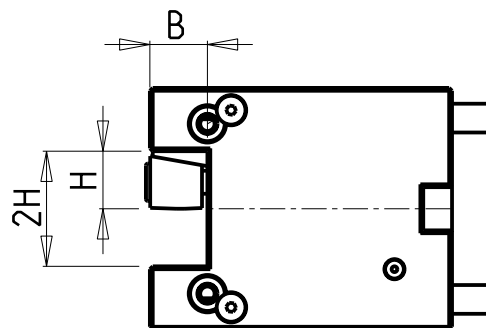
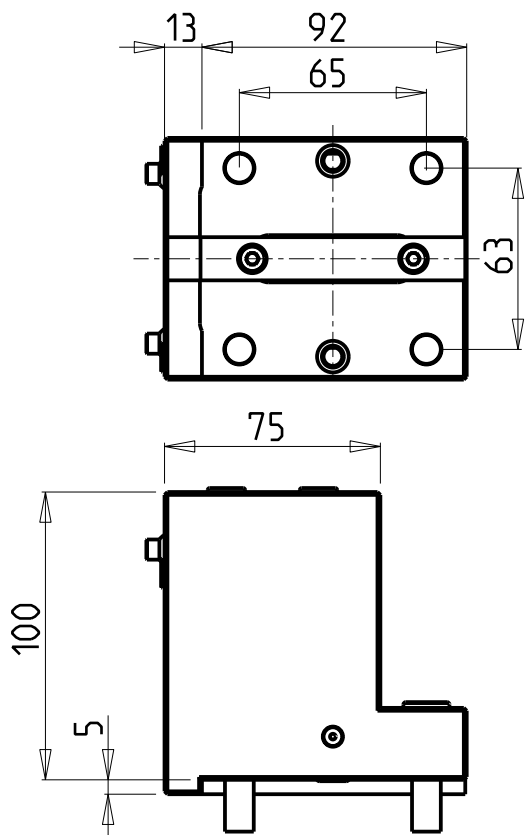
Subject to change without notice.

M.T. srl
Via Casino Albini 480
Tel. 0541/956034-957884
Fax 0541/956341
47842 S. GIOVANNI IN M. (RN)
e-mail: mtma@mtmarchetti.com
http://www.mtmarchetti.com

PRODUZIONE MODULI ROTANTI



PAGINA BGL520-1-05



Cod. MT	Cod. BIGLIA	N°Utensili N°Tools N°Werkzeuge	Reversibile lato mandrino/contromandrino Reversible sub/main spindle side Umkehrbare Spindel-seite/ Gegenspindel-seite	Misure Dimensions Masse	B	H
0572000	41.03.19.00	1	X	mm	20	20
0571905	10.88.01.00	1	X	Inch	3/4"	3/4"

BIGLIA
 MOD: B301/445/470/501(Y-S)/510/545/550/565/620/650/658/1200/446/465/745/765 - B750/1250 16 ST.

PORTAUTENSILE ASSIALE SINGOLO QD=20mm / QD=3/4"
 Axial single static tool QD=20mm / QD=3/4"
 Axial Single-Werkzeughalter QD=20mm / QD=3/4"

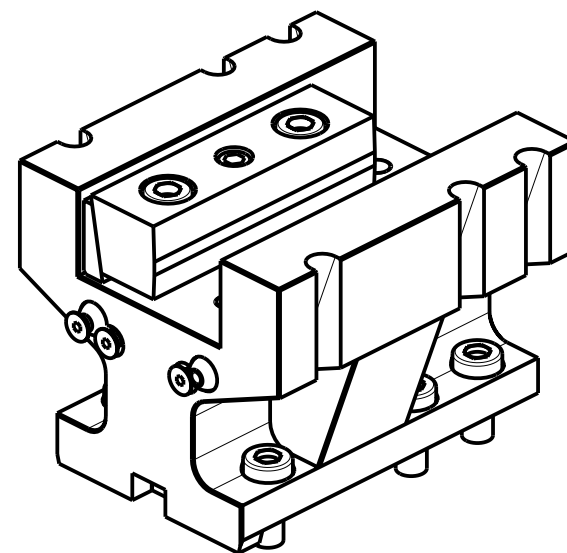
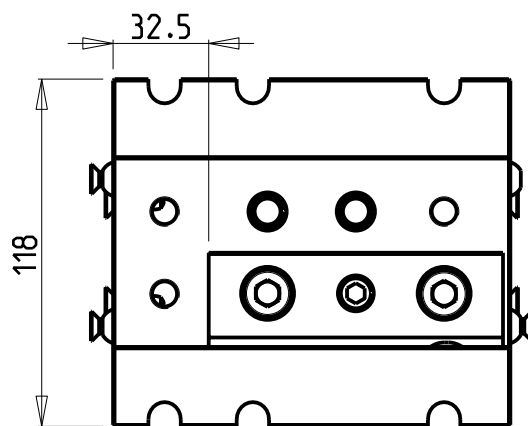
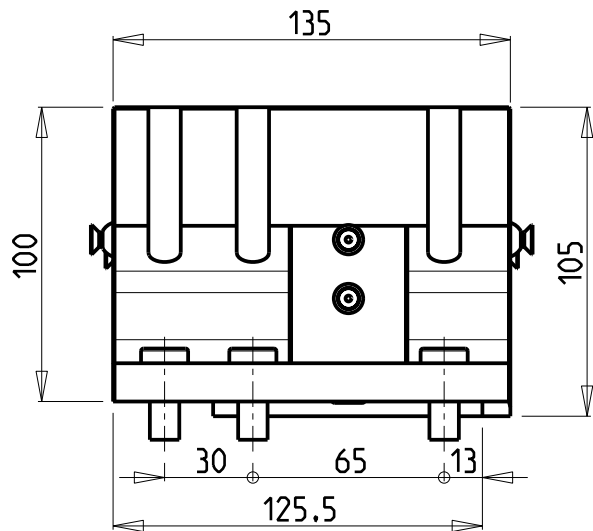
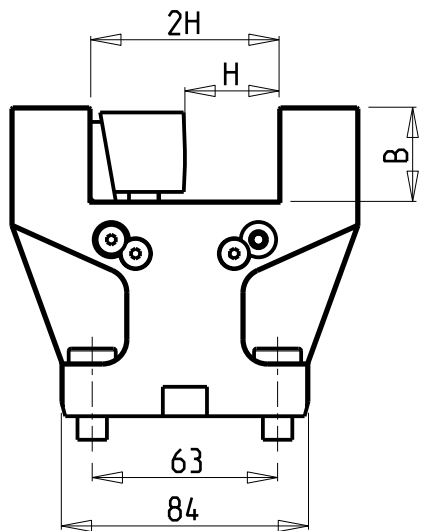
Subject to change without notice.

M.T. srl
 Via Casino Albini 480
 Tel. 0541/956034-957884
 Fax 0541/956341
 47842 S. GIOVANNI IN M. (RN)
 e-mail: mtma@mtmarchetti.com
 http://www.mtmarchetti.com

PRODUZIONE MODULI ROTANTI



PAGINA BGL550-1-00




Cod. MT	N°Utensili N°Tools N°Werkzeuge	Misure Dimensions Masse	B	H
BGL0043210	1	mm	32	32

BIGLIA
 MOD: B658/1200 - B750/1250 16 ST.

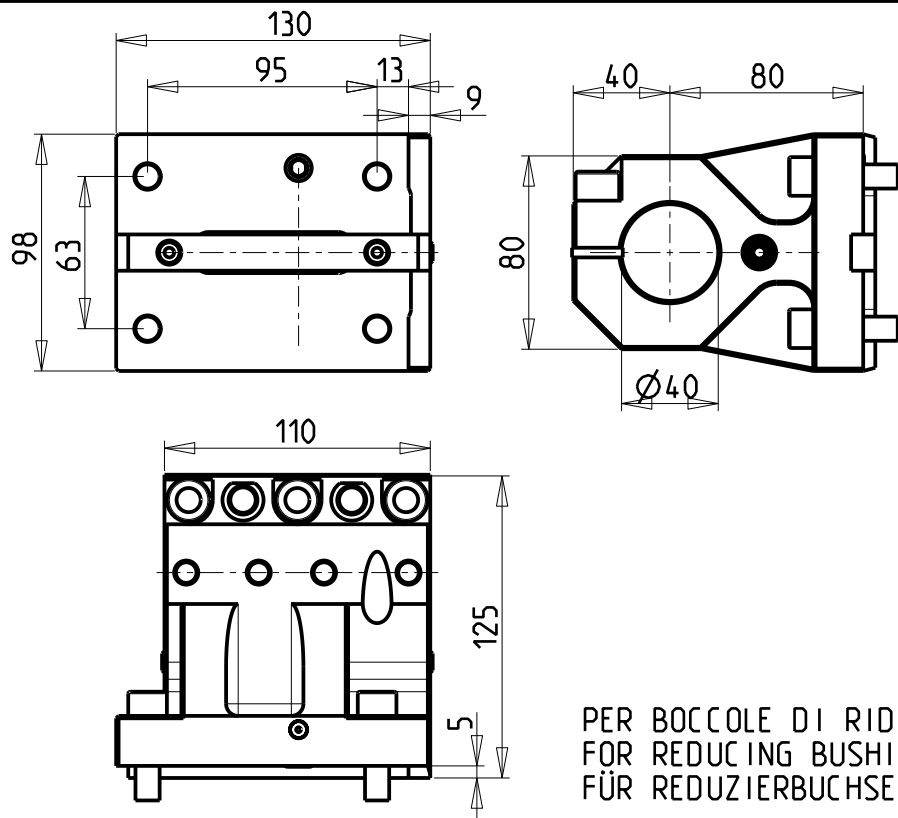
PORTAUTENSILE ASSIALE SINGOLO QD=32mm
 Axial single static tool QD=32mm
 Axial Single-Werkzeughalter QD=32mm

Subject to change without notice.

M.T. srl
 Via Casino Albini 480
 Tel. 0541/956034-957884
 Fax 0541/956341
 47842 S. GIOVANNI IN M. (RN)
 e-mail: mtma@mtmarchetti.com
 http://www.mtmarchetti.com

PRODUZIONE MODULI ROTANTI



PAGINA BGL554-1-00



KIT ADDUZIONE INTERNA (OPZIONALE)
 KIT FOR INTERNAL COOLANT (OPTIONAL)
 KIT FUER INTERNE KUEHLMITTELZUFUHR (OPTIONAL)

$\varnothing 40$ cod. KIT1003008
 $\varnothing 50-\varnothing 2''$ cod. KIT1003009
 $\varnothing 1\ 1/2''$ cod. KIT1003011
 $\varnothing 60$ cod. KIT1003012

SOLO GUARNIZIONE (OPZIONALE)
 ONLY SEAL (OPTIONAL)
 NUR DICHTUNG (OPTIONAL)
 cod. 0520013



PER BOCCOLE DI RIDUZIONE VEDI PAG. TBL150-1-00
 FOR REDUCING BUSHINGS SEE PAGE TBL150-1-00
 FÜR REDUZIERBUCHSE SIEHE SEITE TBL150-1-00

Cod. MT	Cod. BIGLIA	N°Utensili N°Tools N°Werkzeuge	Lubrificazione int. opzionale Coolant through optional Innenkuhlung Optional	Lubrificazione est. Ext. coolant Aussenkuhlung ..	Misure Dimensions Masse	D
0524000_1	-	1	X	X	mm	40
0525000	D50.10.57.75.00	1	X	X	mm	50
0526000	-	1	X	X	mm	60
0525080	-	1	X	X	inch	2"
0523810_1	-	1	X	X	inch	1 1/2"

BIGLIA

MOD: B650/658/1200 - B750/1250 16 ST.

PORTAUTENSILE ASSIALE PER BARENO $\varnothing 40\text{mm}/\varnothing 50\text{mm}/\varnothing 60\text{mm}/\varnothing 2''/\varnothing 1\ 1/2''$ H=80mm

Axial single boring bar holder $\varnothing 40\text{mm}/\varnothing 50\text{mm}/\varnothing 60\text{mm}/\varnothing 2''/\varnothing 1\ 1/2''$ H=80mm

Axial Bohrhalter $\varnothing 40\text{mm}/\varnothing 50\text{mm}/\varnothing 60\text{mm}/\varnothing 2''/\varnothing 1\ 1/2''$ H=80mm

Subject to change without notice.

M.T. srl

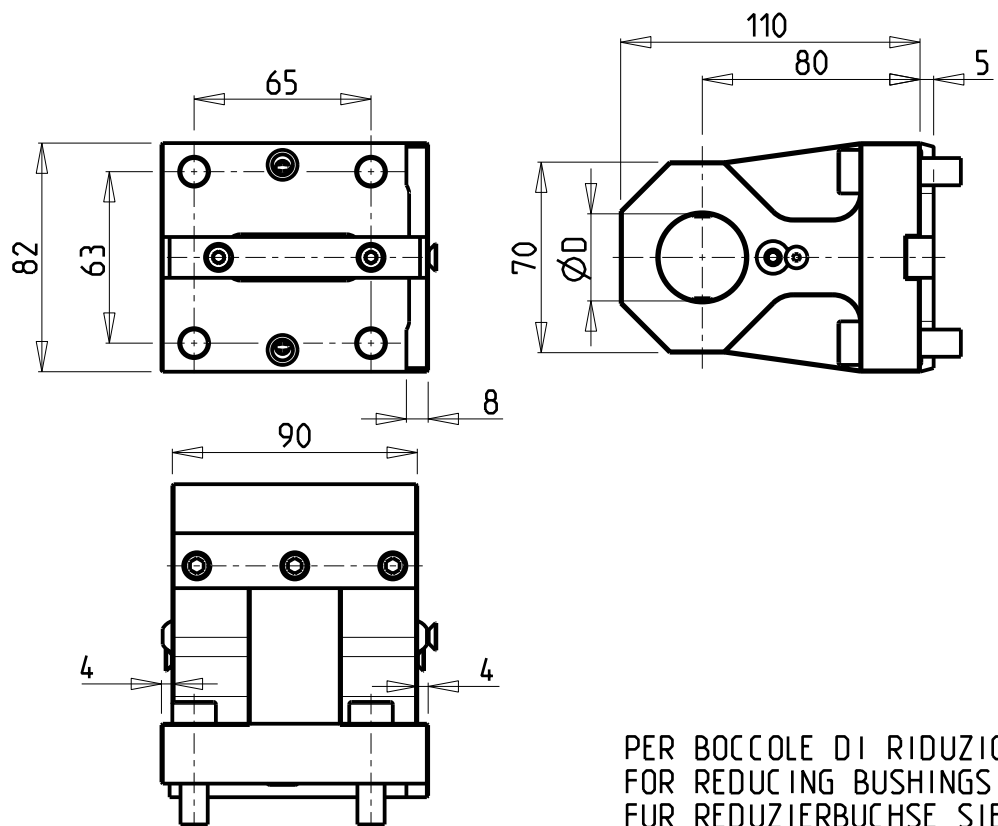
Via Casino Albini 480
 Tel. 0541/956034-957884
 Fax 0541/956341

47842 S. GIOVANNI IN M. (RN)
 e-mail: mtma@mtmarchetti.com
 http://www.mtmarchetti.com

PRODUZIONE MODULI ROTANTI

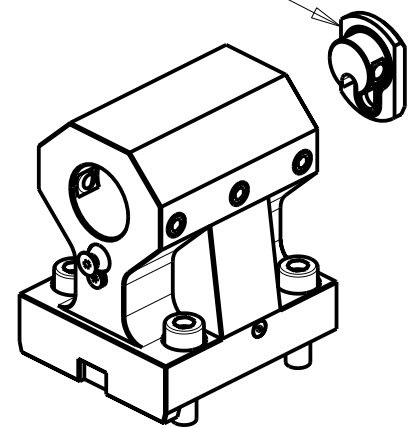


PAGINA BGL593-1-10



KIT ADDUZIONE INTERNA (OPZIONALE)
 KIT FOR INTERNAL COOLANT (OPTIONAL)
 KIT FUER INTERNE KUEHLMITTELZUFUHR (OPTIONAL)

$\varnothing 32$ cod. KIT1000007
 $\varnothing 40$ cod. KIT1000008
 $\varnothing 1 \frac{1}{4}$ " cod. KIT1000010
 $\varnothing 1 \frac{1}{2}$ " cod. KIT1000011



PER BOCCOLE DI RIDUZIONE VEDI PAG. TBL150-1-00
 FOR REDUCING BUSHINGS SEE PAGE TBL150-1-00
 FUR REDUZIERBUCHSE SIEHE SEITE TBL150-1-00

Cod. MT	Cod. BIGLIA	N°Utensili N°Tools N°Werkzeuge	Reversibile lato mandrino/contromandrino Reversible sub/main spindle side Umkehrbare Spindelseite/ Gegenspindelseite	Lubrificazione int. opzionale Coolant through optional Innenkuehlung Optional	Lubrificazione est. Ext. coolant Aussenkuehlung	Misure Dimensions Masse	D
0523200	10.57.75.00	1	X	X	X	mm	32
0524000	D40.10.57.75.00	1	X	X	X	mm	40
0523175	10.57.84.00	1	X	X	X	Inch	1 1/4"
0523810	-	1	X	X	X	Inch	1 1/2"


BIGLIA
 MOD: B301/445/470/501(Y-S)/510/620/650/658/1200 - B750/1250 16 ST.

PORTAUTENSILE ASSIALE PER BARENO $\varnothing 32\text{mm}/\varnothing 40\text{mm}/\varnothing 1 \frac{1}{4}"/\varnothing 1 \frac{1}{2}"$ H=80mm
 Axial single boring bar holder $\varnothing 32\text{mm}/\varnothing 40\text{mm}/\varnothing 1 \frac{1}{4}"/\varnothing 1 \frac{1}{2}"$ H=80mm
 Axial Bohrhalter $\varnothing 32\text{mm}/\varnothing 40\text{mm}/\varnothing 1 \frac{1}{4}"/\varnothing 1 \frac{1}{2}"$ H=80mm

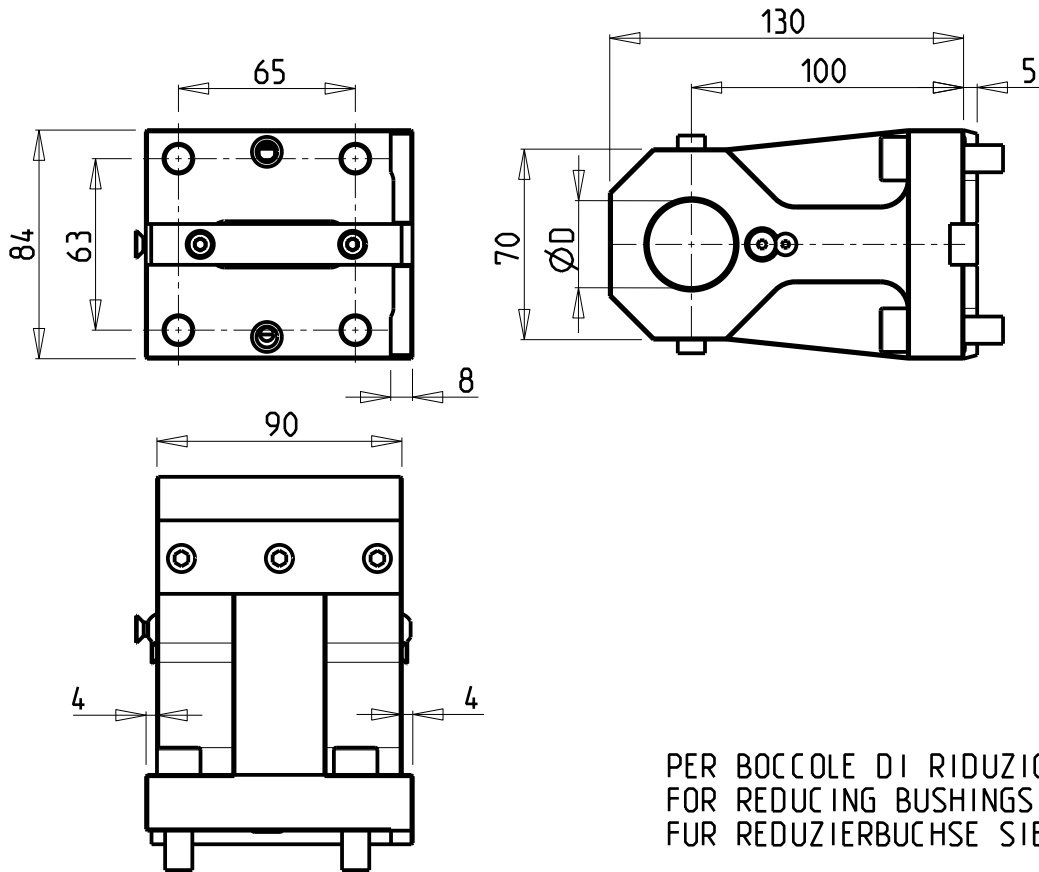
Subject to change without notice.

M.T. srl
 Via Casino Albini 480
 Tel. 0541/956034-957884
 Fax 0541/956341
 47842 S. GIOVANNI IN M. (RN)
 e-mail: mtma@mtmarchetti.com
 http://www.mtmarchetti.com

PRODUZIONE MODULI ROTANTI

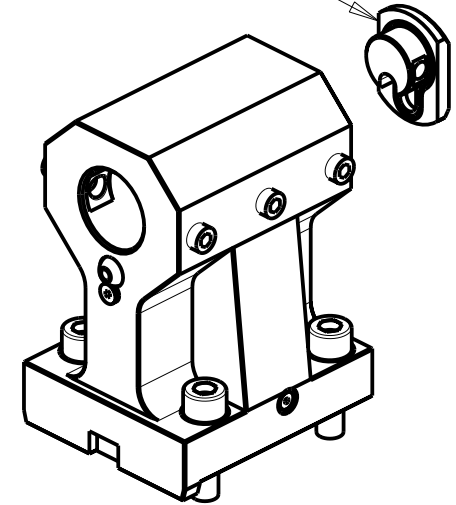


PAGINA BGL630-1-10



KIT ADDUZIONE INTERNA (OPZIONALE)
 KIT FOR INTERNAL COOLANT (OPTIONAL)
 KIT FUER INTERNE KUEHLMITTELZUFUHR (OPTIONAL)

Ø32 cod. KIT1000007
 Ø40 cod. KIT1000008
 Ø1 1/4" cod. KIT1000010
 Ø1 1/2" cod. KIT1000011



PER BOCCOLE DI RIDUZIONE VEDI PAG. TBL150-1-00
 FOR REDUCING BUSHINGS SEE PAGE TBL150-1-00
 FÜR REDUZIERBUCHSE SIEHE SEITE TBL150-1-00

Cod. MT	Cod. BIGLIA	N°Utensili N°Tools N°Werkzeuge	Reversibile lato mandrino/contromandrino Reversible sub/main spindle side Umkehrbare Spindel-seite/ Gegenspindel-seite	Lubrificazione int. opzionale Coolant through optional Innenkuehlung Optional	Lubrificazione est. Ext. coolant Aussenkuehlung	Misure Dimensions Masse	D
0523175L	-	1	X	X	X	Inch	1 1/4"
0524000L	-	1	X	X	X	mm	40
0523810L	-	1	X	X	X	Inch	1 1/2"
0523200L	10.88.27.00	1	X	X	X	mm	32

BIGLIA

MOD: B301/445/470/501(Y-S)/510/545/550/565/650/658/1200/446/465/745/765 - B750/1250 16 ST.

PORTAUTENSILE ASSIALE PER BARENO Ø32mm/Ø40mm/Ø1 1/4"/Ø1 1/2" H=100mm

Axial single boring bar holder Ø32mm/Ø40mm/Ø1 1/4"/Ø1 1/2" H=100mm

Axial Bohrhälter Ø32mm/Ø40mm/Ø1 1/4"/Ø1 1/2" H=100mm

M.T. srl

Via Casino Albini 480
 Tel. 0541/956034-957884
 Fax 0541/956341

47842 S. GIOVANNI IN M. (RN)
 e-mail: mtma@mtmarchetti.com
 http://www.mtmarchetti.com

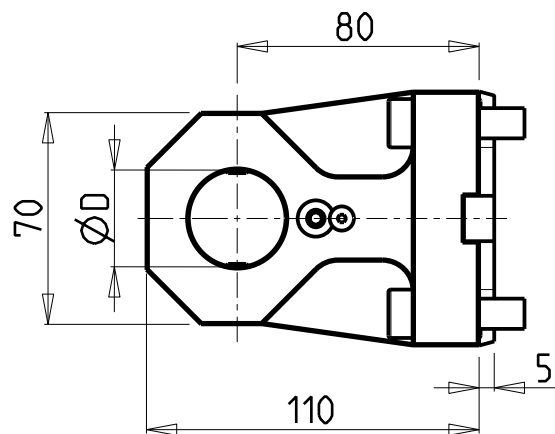
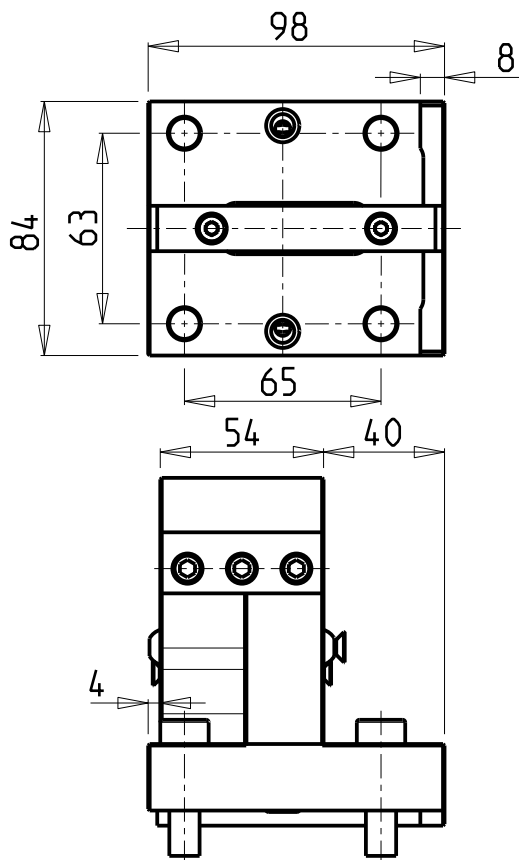
PRODUZIONE MODULI ROTANTI



PAGINA BGL630-1-20

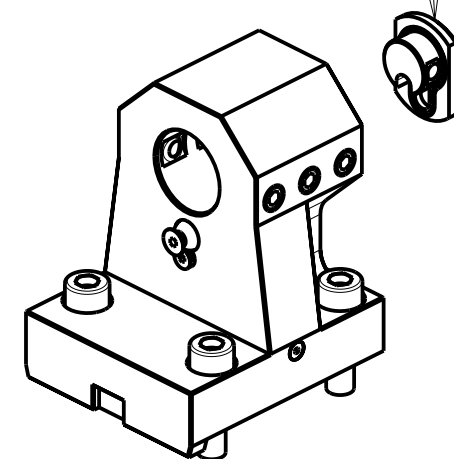
Subject to change without notice.

10/2018



KIT ADDUZIONE INTERNA (OPZIONALE)
 KIT FOR INTERNAL COOLANT (OPTIONAL)
 KIT FUER INTERNE KUEHLMITTELZUFUHR (OPTIONAL)

- Ø32 cod. KIT1000007
- Ø40 cod. KIT1000008
- Ø1 1/4" cod. KIT1000010
- Ø1 1/2" cod. KIT1000011



PER BOCCOLE DI RIDUZIONE VEDI PAG. TBL150-1-00
 FOR REDUCING BUSHINGS SEE PAGE TBL150-1-00
 FÜR REDUZIERBUCHSE SIEHE SEITE TBL150-1-00

Cod. MT	Cod. BIGLIA	N°Utensili N°Tools N°Werkzeuge	Reversibile lato mandrino/contromandrino Reversible sub/main spindle side Umkehrbare Spindel-seite/ Gegenspindel-seite	Lubrificazione int. opzionale Coolant through optional Innenkuhlung Optional	Lubrificazione est. Ext. coolant Aussenkuhlung	Misure Dimensions Masse	D
0523200/55	10.57.74.00	1	X	X	X	mm	32
0524000/55	-	1	X	X	X	mm	40
0523175/55	10.57.96.00	1	X	X	X	Inch	1 1/4"
0523810/55	-	1	X	X	X	Inch	1 1/2"

BIGLIA
 MOD: B301/445/470/501(Y-S)/510/545/550/565/620/650/658/1200 - B750/1250 16 ST.

PORTAUTENSILE ASSIALE ARRETRATO PER BARENO Ø32mm/Ø40mm/Ø1 1/4"/Ø1 1/2" H=80mm
 Axial rear set boring bar holder Ø32mm/Ø40mm/Ø1 1/4"/Ø1 1/2" H=80mm
 Axial Bohrhälter zurueckversetzt Ø32mm/Ø40mm/Ø1 1/4"/Ø1 1/2" H=80mm

M.T. srl

Via Casino Albini 480
 Tel. 0541/956034-957884
 Fax 0541/956341
 47842 S. GIOVANNI IN M. (RN)
 e-mail: mtma@mtmarchetti.com
 http://www.mtmarchetti.com

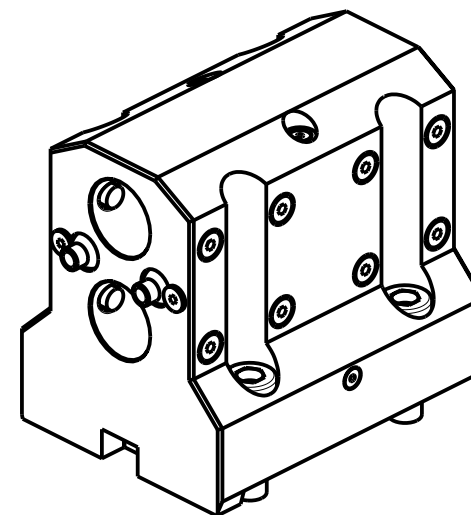
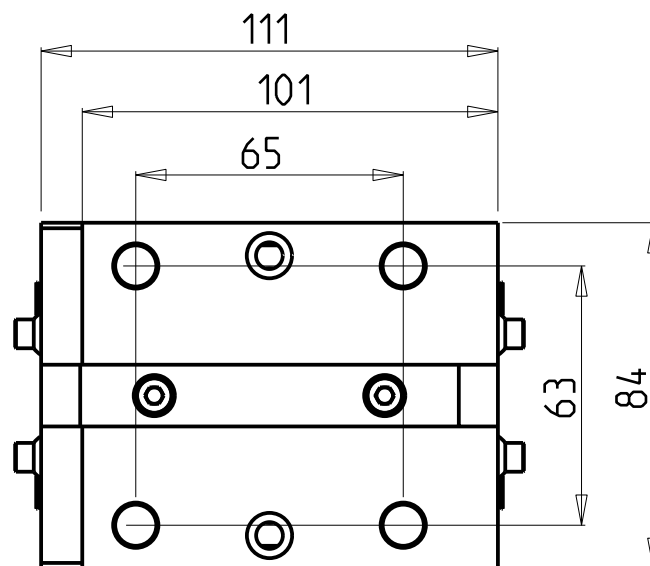
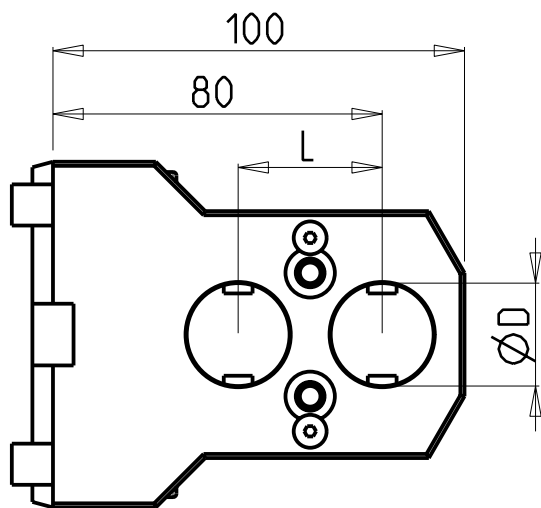
PRODUZIONE MODULI ROTANTI



PAGINA BGL840-1-10

Subject to change without notice.

10/2018



PER BOCCOLE DI RIDUZIONE VEDI PAG. TBL150-1-00
 FOR REDUCING BUSHINGS SEE PAGE TBL150-1-00
 FÜR REDUZIERBUCHSE SIEHE SEITE TBL150-1-00

Cod. MT	Cod. BIGLIA	N°Utensili N°Tools N°Werkzeuge	Reversibile lato mandrino/contromandrino Reversible sub/main spindle side Umkehrbare Spindel-seite/ Gegenspindel-seite	Lubrificazione est. Ext. coolant Aussenkuehlung	D	L
0512000	-	2+2	X	X	25	35
0511905	41.03.29.00	2+2	X	X	1"	1 1/2"

BIGLIA

MOD: B750/1250 16 ST.

PORTAUTENSILE ASSIALE PER BARENO 2+2 POSIZIONI Ø25mm / Ø1"

Axial 2+2 position boring bar holder Ø25mm / Ø1"

Axial Bohrhälter 2+2 Positionen Ø25mm / Ø1"

Subject to change without notice.

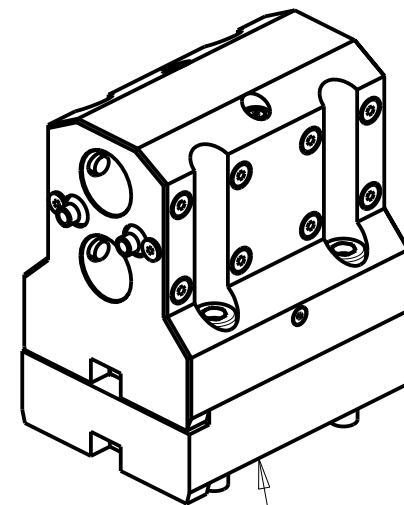
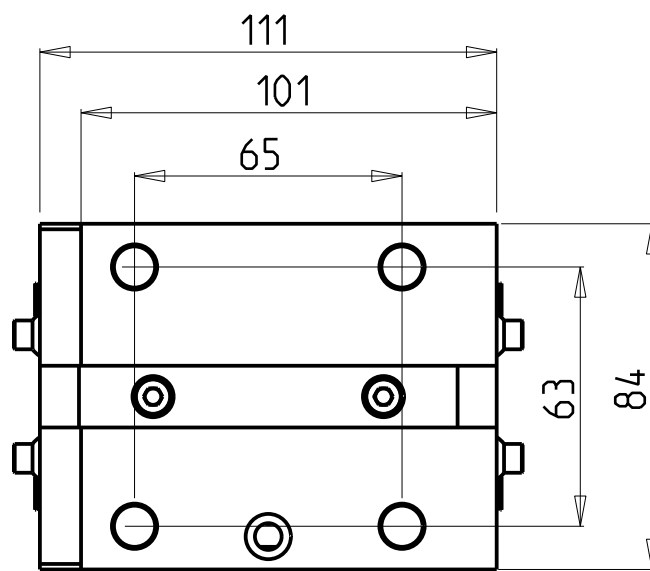
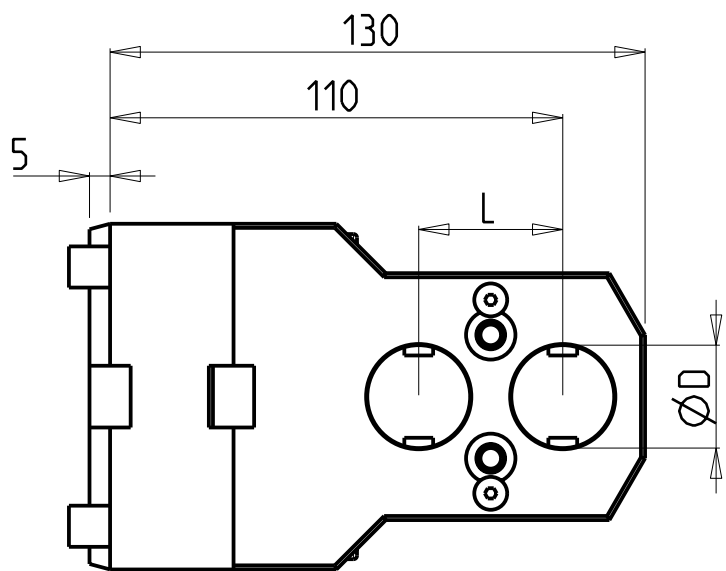
M.T. srl

Via Casino Albini 480
 Tel. 0541/956034-957884
 Fax 0541/956341
 47842 S. GIOVANNI IN M. (RN)
 e-mail: mtma@mtmarchetti.com
 http://www.mtmarchetti.com

PRODUZIONE MODULI ROTANTI



PAGINA BGL874-1-00



- Zoccolo incluso cod. KIT0510010
- Included base-plate code KIT0510010
- Socket inbegriffen cod. KIT0510010

PER BOCCOLE DI RIDUZIONE VEDI PAG. TBL150-1-00
 FOR REDUCING BUSHINGS SEE PAGE TBL150-1-00
 FÜR REDUZIERBUCHSE SIEHE SEITE TBL150-1-00

Cod. MT	Reversibile lato mandrino/contromandrino Reversible sub/main spindle side Umkehrbare Spindel-seite/ Gegenspindel-seite	Lubrificazione est. Ext. coolant Aussenkuehlung	D	L
0512010	X	X	25	35
0511915	X	X	1"	1 1/2"

BIGLIA

MOD: B301/445/470/650 - B750/1250 16 ST.

PORTAUTENSILE ASSIALE PER BARENO 2+2 POSIZIONI Ø25mm / Ø1"

Axial 2+2 position boring bar holder Ø25mm / Ø1"

Axial Bohrhalter 2+2 Positionen Ø25mm / Ø1"

Subject to change without notice.

M.T. srl

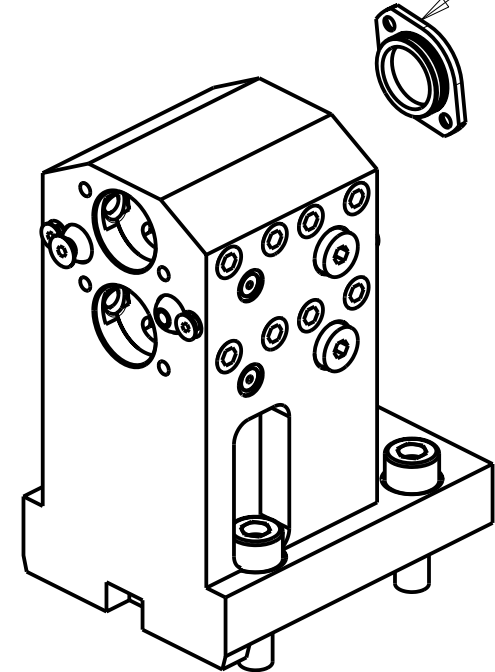
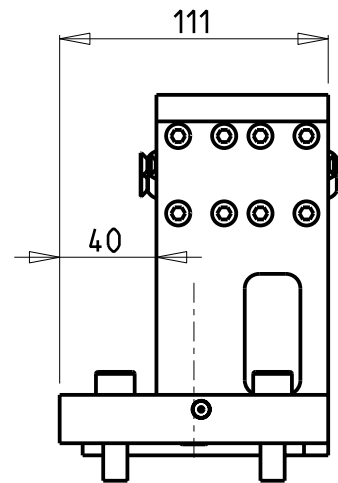
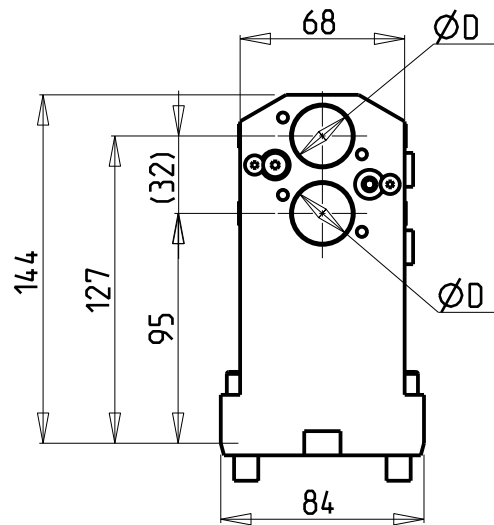
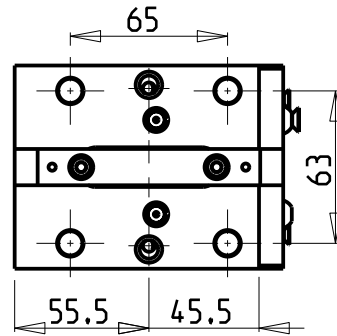
Via Casino Albini 480
 Tel. 0541/956034-957884
 Fax 0541/956341
 47842 S. GIOVANNI IN M. (RN)
 e-mail: mtma@mtmarchetti.com
 http://www.mtmarchetti.com

PRODUZIONE MODULI ROTANTI



PAGINA BGL874-1-10

KIT ADDUZIONE INTERNA (OPZIONALE)
 KIT FOR INTERNAL COOLANT (OPTIONAL)
 KIT FUER INTERNE KUEHLMITTELZUFUHR (OPTIONAL)
 Ø25 / Ø1" cod. KIT1000006



PER BOCCOLE DI RIDUZIONE VEDI PAG. TBL150-1-00
 FOR REDUCING BUSHINGS SEE PAGE TBL150-1-00
 FÜR REDUZIERBUCHSE SIEHE SEITE TBL150-1-00

Cod. MT	Reversibile lato mandrino/contromandrino Reversible sub/main spindle side Umkehrbare Spindel-seite/ Gegenspindel-seite	Lubrificazione est. Ext. coolant Aussenkuehlung	Lubrificazione int. opzionale Coolant through optional Innenkuehlung Optional	D
BGL0532500	X	X	X	25
BGL0532540	X	X	X	1"

BIGLIA

MOD: B545/565/446/465/745/765 - B750/1250 16 ST.

PORTAUTENSILE ASSIALE PER BARENO 2+2 POSIZIONI Ø25mm / Ø1"

Axial 2+2 position boring bar holder Ø25mm / Ø1"

Axial Bohrhälter 2+2 Positionen Ø25mm / Ø1"

Subject to change without notice.

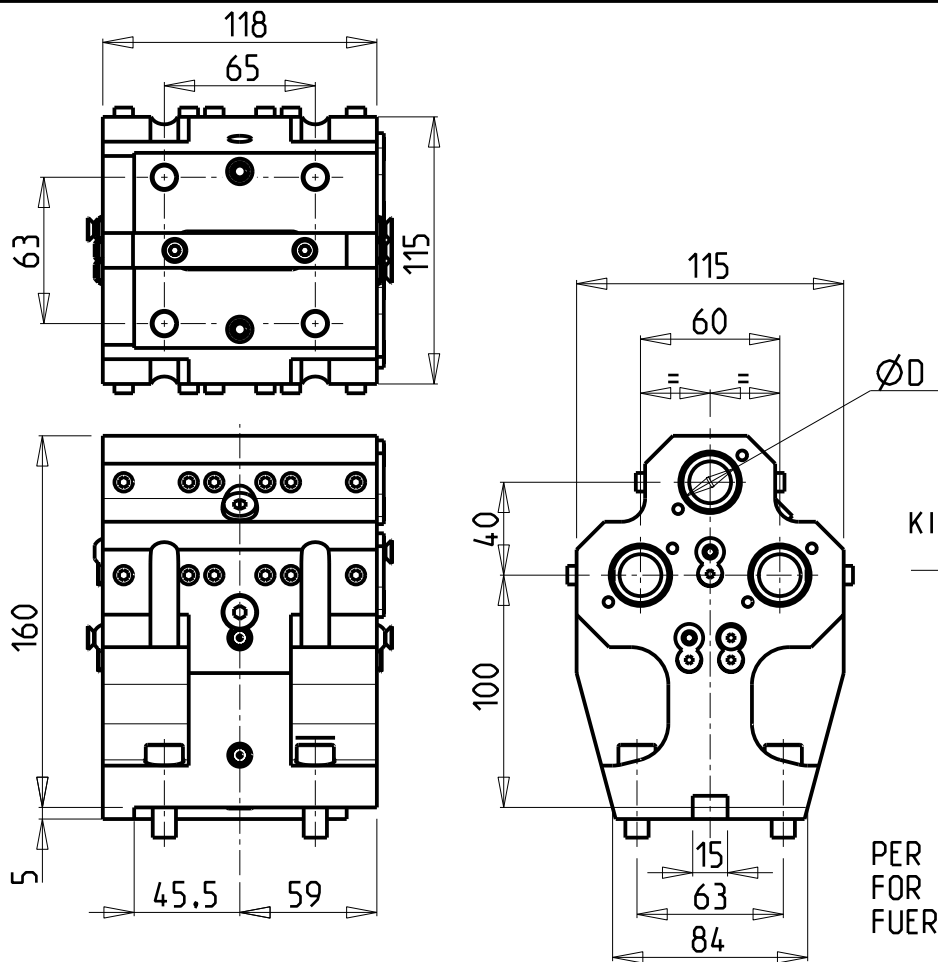
M.T. srl

Via Casino Albini 480
 Tel. 0541/956034-957884
 Fax 0541/956341
 47842 S. GIOVANNI IN M. (RN)
 e-mail: mtma@mtmarchetti.com
 http://www.mtmarchetti.com

PRODUZIONE MODULI ROTANTI



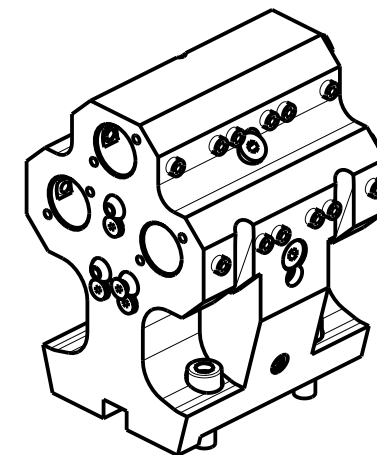
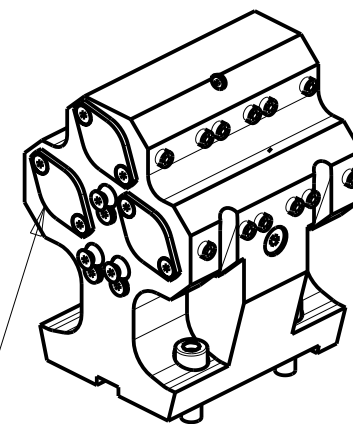
PAGINA BGL874-1-20



ATTENZIONE - ATTENTION - ACHTUNG

- VERIFICARE LE MISURE DI INGOMBRO PER POSSIBILE INTERFERENZA SU ALCUNI MODELLI DI MACCHINE
- Please check the overall sizes for possible interferences on some machine models
- Bitte überprüfen sie das ausmass um mögliche interferenzen auf einigen maschinen modellen zu vermeiden

KIT ADDUZIONE INTERNA (OPZIONALE)
 KIT FOR INTERNAL COOLANT (OPTIONAL)
 KIT FUER INTERNE KUEHLMITTELZUFUHR (OPTIONAL)
 Ø25 / Ø1" cod. KIT1000006



PER BOCCOLE DI RIDUZIONE VEDI PAG. TBL150-1-00
 FOR REDUCING BUSHINGS SEE PAGE TBL150-1-00
 FUER REDUZIERBUCHSE SIEHE SEITE TBL150-1-00

Cod. MT	N°Utensili N°Tools N°Werkzeuge	Reversibile lato mandrino/contromandrino Reversible sub/main spindle side Umkehrbare Spindel-seite/ Gegenspindel-seite	Lubrificazione int. opzionale Coolant through optional Innenkuehlung Optional	Lubrificazione est. Ext. coolant Aussenkuehlung	Misure Dimensions Masse	D
BGL0312500	3+3	X	X	X	mm	25
BGL0312540	3+3	X	X	X	Inch	1"

BIGLIA
 MOD: B445/470/545/550/565/650/658/1200/446/465/745/765 - B750/1250 16 ST.

PORTAUTENSILE ASSIALE PER BARENO 3+3 POSIZIONI Ø25mm / Ø1"
 Axial 3+3 position boring bar holder Ø25mm / Ø1"
 Axial Bohrhälter 3+3 Positionen Ø25mm / Ø1"

Subject to change without notice.

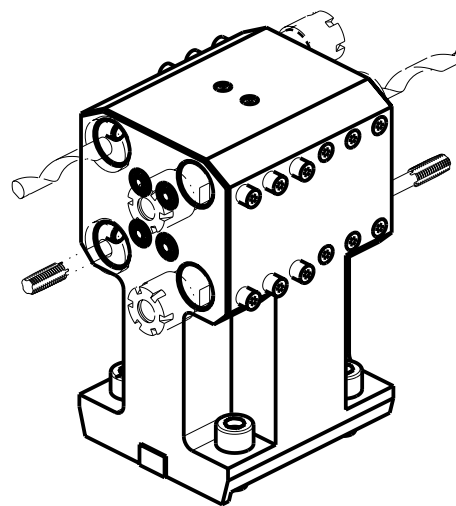
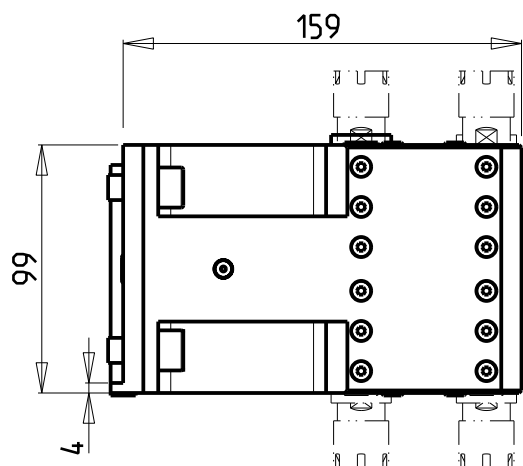
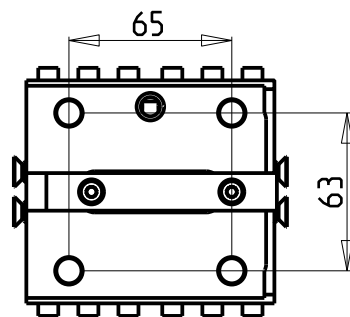
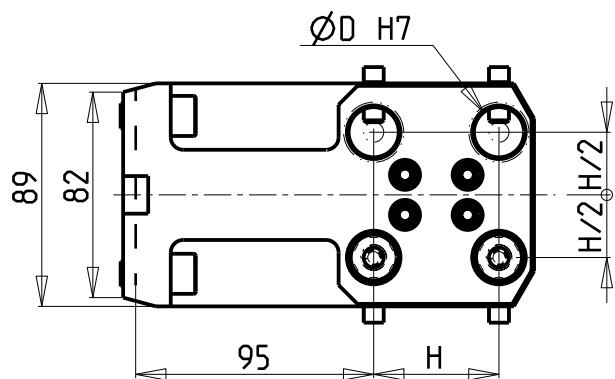
M.T. srl

Via Casino Albini 480
 Tel. 0541/956034-957884
 Fax 0541/956341
 47842 S. GIOVANNI IN M. (RN)
 e-mail: mtma@tmarchetti.com
 http://www.mtmarchetti.com

PRODUZIONE MODULI ROTANTI



PAGINA BGL914-1-00



ATTENZIONE - ATTENTION - ACHTUNG

- VERIFICARE LE MISURE DI INGOMBRO PER POSSIBILE INTERFERENZA SU ALCUNI MODELLI DI MACCHINE
- Please check the overall sizes for possible interferences on some machine models
- Bitte überprüfen sie das ausmass um mögliche interferenzen auf einigen maschinen modellen zu vermeiden

DOTAZIONI - SUPPLIED WITH - AUSSTATTUNG

mm	N°5 Boccole - Bushings - Buchsen Ø16-12-10-8-6 N°1 ER16 Portapinza - Collet holder - Zangenhalter N°1 ER25 Portapinza - Collet holder - Zangenhalter
inch	N°3 Boccole - Bushings - Buchsen Ø1/2"-3/8"-1/4" N°1 ER16 Portapinza - Collet holder - Zangenhalter N°1 ER25 Portapinza - Collet holder - Zangenhalter

Cod. MT	N°Utensili N°Tools N°Werkzeuge	Lubrificazione est. Ext. coolant Aussenkuehlung	Misure Dimensions Masse	D	H
0592000	4+4	X	mm	20	50
0591905	4+4	X	Inch	3/4"	2"

BIGLIA
 MOD: B445/470/545/550/565/620/650/658/1200/446/465/745/765 - B750/1250 16 ST.

PORTAUTENSILE ASSIALE PER BARENO 4+4 POSIZIONI Ø20mm / Ø3/4"
 Axial 4+4 position boring bar holder Ø20mm / Ø3/4"
 Axial Bohrhälter 4+4 Positionen Ø20mm / Ø3/4"

Subject to change without notice.

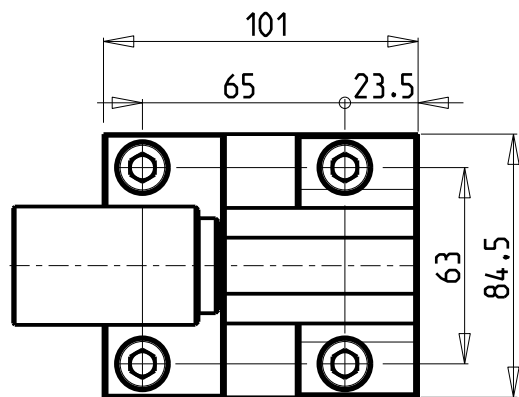
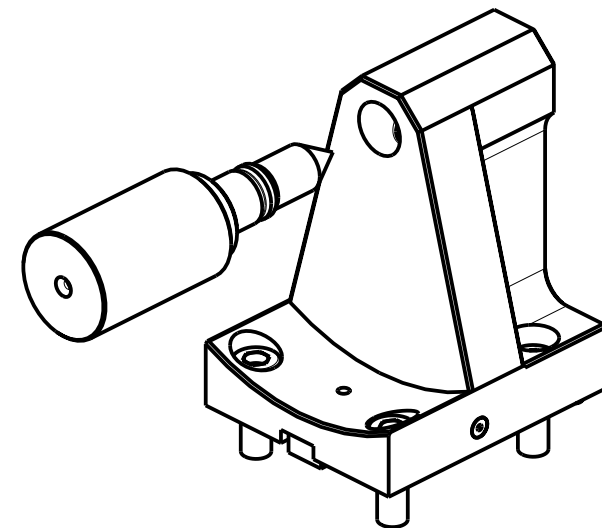
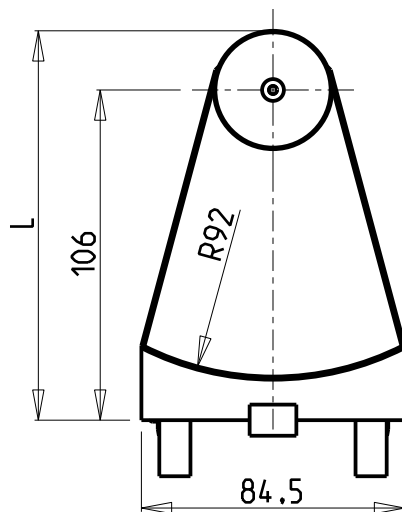
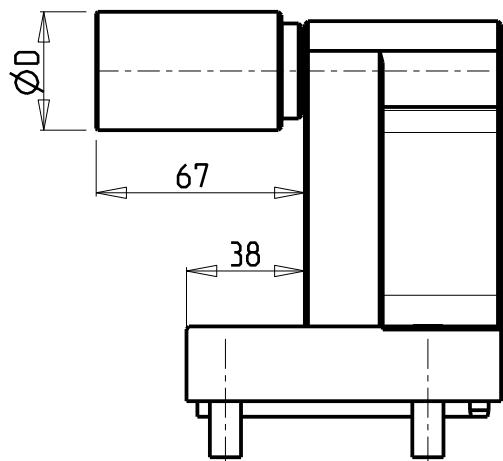
M.T. srl

Via Casino Albini 480
 Tel. 0541/956034-957884
 Fax 0541/956341
 47842 S. GIOVANNI IN M. (RN)
 e-mail: mtma@mtmarchetti.com
 http://www.mtmarchetti.com

PRODUZIONE MODULI ROTANTI

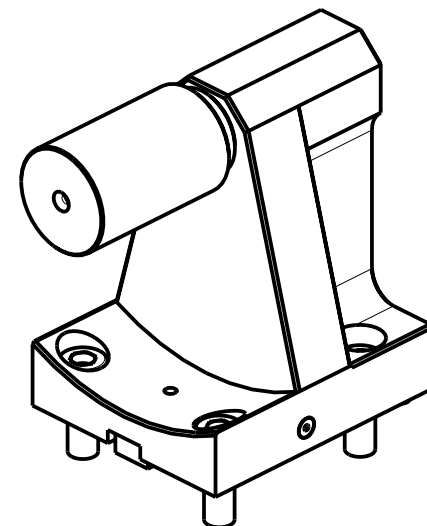


PAGINA BGL924-1-00



ATTENZIONE - ATTENTION - ACHTUNG

- VERIFICARE LE MISURE DI INGOMBRO PER POSSIBILE INTERFERENZA SU ALCUNI MODELLI DI MACCHINE
- Please check the overall sizes for possible interferences on some machine models
- Bitte überprüfen sie das ausmass um mögliche interferenzen auf einigen maschinen modellen zu vermeiden



Cod. MT	N°Utensili N° Tools N° Werkzeuge	D	L
0800100	1	38	125
0800100L	1	2"	131.4

BIGLIA

MOD: B301/445/470/501(Y-S)/510/545/550/565/650/658/1200 - B750/1250 16 ST.

CONTROPUNTA PER CONTROMANDRINO

Tailstock for subspindle

Gegenspitz fuer Gegenspindel

Subject to change without notice.

M.T. srl

Via Casino Albini 480
Tel. 0541/956034-957884
Fax 0541/956341
47842 S. GIOVANNI IN M. (RN)
e-mail: mtma@mtmarchetti.com
<http://www.mtmarchetti.com>

PRODUZIONE MODULI ROTANTI



PAGINA BGL950-1-00

